



2016-17 SAN ANTONIO  
**SPURS**  
MEDIA GUIDE



**SOME TEAMS DO THEIR BEST  
WORK IN THE PAINT.**

**WE DO OURS  
ON THE PAVEMENT.**



Valero is a proud partner of the San Antonio Spurs.



# TABLE OF CONTENTS

<b>Spurs Players</b>	<b>5-70</b>	Spurs 2015-16 Miscellaneous Statistics	115
2016-17 Roster	7	Spurs 2015-16 Individual Highs and Lows	116
LaMarcus Aldridge	8-11	Spurs 2015-16 Team Highs and Lows	117
Kyle Anderson	13-14	Spurs 2015-16 Regular Season Notes	118-19
Davis Bertans	15	2015-16 NBA Standings	120
Dewayne Dedmon	16-17	2015-16 NBA Honor Roll	121
Pau Gasol	18-24	2015-16 NBA Regular Season Leaders	122
Manu Ginobili	25-33	2015-16 NBA Team Statistics	123
Danny Green	34-37	Spurs 2016 Playoff Stats	124-25
Bryn Forbes	38	Spurs 2016 Playoff High Games	126
Nico Laprovittola	38	2016 NBA Playoff Leaders	127
David Lee	39-43		
Kawhi Leonard	44-49	<b>Spurs History</b>	<b>128-66</b>
Patty Mills	50-52	Spurs Won-Loss Record By Year	130
Dejounte Murray	53	All-Time Spurs Coaches	130
Tony Parker	54-63	Spurs All-Time Attendance	131
Jonathon Simmons	64	Spurs All-Time Regular Season Leaders	132-33
Training Camp Invitees	66	Spurs Leaders By Year	134-35
International Players	67-69	Spurs Regular Season Top Games	136
		Spurs Single Season Highs/Rookie Highs	137
<b>Spurs Sports &amp; Entertainment</b>	<b>70-110</b>	Spurs NBA Honor Roll	138-40
Club Directory	72-74	Spurs Among League Leaders	141-43
NBA Cares	75	Spurs All-Time Draft History	144-45
Spurs Ownership Group	76	Key Dates in Spurs History	146-48
Julianna Hawn Holt	77	Spurs All-Time Transactions	150-56
Rick Pych	78	Spurs All-Time Playoff Leaders	157-58
Gregg Popovich	79	Spurs All-Time Playoff Results	159-66
Assitant Coaches	80-81		
R.C. Buford	82	<b>ABA History</b>	<b>167-78</b>
Basketball Ops Front Office	82-85		
Spurs Basketball Staff	86-88	<b>Spurs Year-by-Year Recaps</b>	<b>179-257</b>
Spurs Sports & Entertainment Executives	89-91		
Spurs Sports & Entertainment Staff	92-97	<b>Former Spurs Statistics</b>	<b>258-303</b>
Spurs Broadcasting	98		
Silver Dancers	99	<b>Spurs Franchise Records</b>	<b>304-18</b>
Coyote	100		
Spurs in the Community	101-05	<b>The NBA</b>	<b>319-65</b>
San Antonio Stars	106	NBA Offices	320
San Antonio Rampage	107	NBA Development League	321-23
San Antonio FC	108	All-Time NBA Leaders	324-25
Austin Spurs	109	Active NBA Leaders	326-27
AT&T Center	110	All-Time NBA Playoff Leaders	328-29
		Active NBA Playoff Leaders	330-31
<b>2015-16 Season in Review</b>	<b>111-27</b>	NBA Coaches Records	332
Spurs 2015-16 Regular Season Statistics	112	Spurs vs. NBA Teams	333-61
Spurs 2015-16 High Games	113	Spurs Media Outlets	362
Spurs 2015-16 Game-by-Game	114	Spurs 2016-17 Schedule	364-65

The 2016-17 San Antonio Spurs media guide was written and edited by Kris Davis, Jordan Howenstine, Shelby Willingham and Meredith Collier. Photography by Chris Covatta and NBA Photos. A special thanks to Elias Sports Bureau for their assistance.

The information in this publication was compiled by the San Antonio Spurs and is provided as a courtesy to our fans and the media and may be used only for personal and editorial purposes. Any commercial use of this information is prohibited without the prior written consent of the San Antonio Spurs. All NBA and team insignia depicted in this guide are the property of NBA Properties, Inc. and the respective teams and may not be reproduced for commercial purposes without the prior written consent of NBA Properties, Inc.

© Copyright 2016 San Antonio Spurs.





SPURS PLAYERS



---

# TAKE THE SPURS SHOW TO GO.

---

Stay connected to the Spurs  
all season long with AT&T.



AT&T is a Proud Sponsor of  
the San Antonio Spurs

MOBILIZING  
YOUR  
WORLD™



No.	Player	Pos.	Ht.	Wt.	DOB	Prior to NBA/Home Country	Yrs
12	LaMarcus Aldridge	F	6-11	260	07/19/85	Texas/USA	10
1	Kyle Anderson	G/F	6-9	230	09/20/93	UCLA/USA	2
42	Davis Bertans	F	6-10	210	11/12/92	Laboral Kutxa/Latvia	R
3	Dewayne Dedmon	C	7-0	245	08/12/89	USC/USA	3
11	Bryn Forbes	G	6-3	190	07/23/93	Michigan State/USA	R
16	Pau Gasol	F/C	7-0	250	07/06/80	FC Barcelona/Spain	15
20	Manu Ginobili	G	6-6	205	07/28/77	Kinder Bologna/Argentina	14
14	Danny Green	G/F	6-6	210	06/22/87	North Carolina/USA	7
27	Nico Laprovittola	G	6-4	180	01/31/90	Estudiantes/Argentina	R
10	David Lee	F/C	6-9	245	04/29/83	Florida/USA	11
2	Kawhi Leonard	F	6-7	230	06/29/91	San Diego State/USA	5
8	Patty Mills	G	6-0	180	08/11/88	St. Mary's (CA)/Australia	7
5	Dejounte Murray	G	6-5	170	09/19/96	Washington/USA	R
9	Tony Parker	G	6-2	185	05/17/82	Paris Racing/France	15
17	Jonathon Simmons	F	6-6	195	09/14/89	Houston/USA	1

Head Coach: Gregg Popovich (Air Force Academy)

Assistant Coaches: Ettore Messina (Italy) Chip Engelland (Duke)  
 Ime Udoka (Portland State) Becky Hammon (Colorado State)  
 James Borrego (University of San Diego) Will Hardy (Williams College)

Director of Medical Services: Phil Coles (University of Sydney)

Head Athletic Trainer: Will Sevensen (Wisconsin-La Crosse)

Athletic Trainer Assistant: Paul West (Linfield College)

Athletic Performance Coordinator: Anthony Falsone (Stephen F. Austin)

## HOW THE SPURS ROSTER WAS BUILT

### THE NBA DRAFT

Manu Ginobili Second round pick in 1999 NBA Draft, 57th overall selection

Tony Parker First round pick in 2001 NBA Draft, 28th overall selection

Kyle Anderson First round pick in 2014 NBA Draft, 30th overall selection

Dejounte Murray First round pick in 2016 NBA Draft, 29th overall selection

### FREE AGENTS

Danny Green	Signed on 3/6/11	Pau Gasol	Signed on 7/14/16
Patty Mills	Signed on 3/27/12	Dewayne Dedmon	Signed on 7/14/16
LaMarcus Aldridge	Signed on 7/9/15	Bryn Forbes	Signed on 7/14/16
Jonathon Simmons	Signed on 7/22/15	David Lee	Signed on 8/2/16
		Nicolas Laprovittola	Signed on 9/26/16

### TRADES

Kawhi Leonard Obtained draft rights to Kawhi Leonard, Davis Bertans and Erazem Lorbek from the Indiana Pacers for George Hill (6/23/12)

Davis Bertans Obtained draft rights to Kawhi Leonard, Davis Bertans and Erazem Lorbek from the Indiana Pacers for George Hill (6/23/12)



# LAMARCUS ALDRIDGE

HEIGHT 6-11 | WEIGHT 260 | SEASON 11th  
BIRTHDATE 7/19/85 | BIRTHPLACE Dallas, TX  
HIGH SCHOOL Seagoville (Dallas, TX)  
COLLEGE Texas

FORWARD

12

SIGNED WITH THE SPURS ON 7/9/15

**CAREER NOTES:** Is in his 11th NBA season, his second with the Spurs ... spent his first nine seasons with the Portland Trail Blazers ... a four-time All-NBA performer, named to the Second Team in 2015 and the Third Team in 2011, 2014 and 2016 ... one of only four players in the league to be named to the All-NBA Team in each of the last three seasons, along with LeBron James, Stephen Curry and Chris Paul ... selected an NBA All-Star in each of the last five seasons ... named to the NBA All-Rookie First Team in 2007 ... one of just three players (LeBron James, Dwyane Wade) to score 1,000 points or more in each of the last nine seasons ... has been named Western Conference Player of the Month once and NBA Player of the Week on nine occasions ... in his NBA career has appeared in 722 games, averaging 19.2 points, 8.4 rebounds, 1.9 assists, 1.14 blocks in 34.9 minutes ... shooting .487 from the field and .802 from the foul line ... has seen action in 44 playoff games, averaging 22.1 points, 8.7 rebounds, 1.70 blocks and 1.5 assists in 38.9 minutes ... originally drafted by the Chicago Bulls with the 2nd overall pick in the 2006 NBA Draft, before being dealt to Portland on draft night ... played two seasons at the University of Texas at Austin (2004-06), where he was named to the All-Big 12 First Team and was Big 12 Defensive Player of the Year in 2006.

**CAREER TRANSACTIONS:** Selected by the Chicago Bulls in the first round (2nd overall pick) of the 2006 NBA Draft ... acquired by the Portland Trail Blazers from the Bulls with a future second-round draft pick for Viktor Khryapa and the draft rights to Tyrus Thomas (fourth pick overall) on June 28, 2006 ... signed by the Spurs (7/9/15).

**2015-16:** Started all 74 games he appeared in, averaging 18.0 points, a team-high 8.5 rebounds, 1.5 assists and 1.09 blocks in 30.6 minutes ... shot .513 (536-1,045) from the field and a career-best .858 (259-302) from the foul line ... ranked 17th in the NBA in field goal percentage ... scoring averaged increased each month of the season from 15.9 ppg in November to 22.6 ppg in March ... scored in double figures 64 times, including 31 games with 20-or-more and four games with at least 30 points ... posted a team-best 26 double-doubles ... led the team in rebounding 35 times, in scoring on 24 occasions and blocks 25 times ... named to his fifth straight All-Star Game, one of just eight active players to have been selected to five straight All-Star Games and one of five to have played in the past five All-Star games (2012-16) ... named the NBA's Western Conference Player of the Week for games played Feb. 1-7 ... grabbed the 6,000th rebound of his career vs. Memphis on 3/25 ... one of just three players (LeBron James, Dwyane Wade) to score 1,000 points or more in each of the last nine seasons ... posted a season-high 36 points (12-20 FG, 12-12 FT) to go along with 6 rebounds and a team-high 3 blocks in 34 minutes vs. New Orleans on 2/3 ... his 36 points were the most by a Spurs player since Tony Parker posted 37 points vs. Oklahoma City on 1/22/14 ... posted 32 points (12-16 FG, 8-9 FT), 12 rebounds and 3 blocks in 33 minutes vs. Memphis on 3/25 ... followed that up with a game-high 31 points (11-16 FG, 9-11 FT) and 13 rebounds with 3 assists and 2 blocks in 31 minutes at Memphis on 3/28 ... netted 31 points (12-18 FG, 7-7 FT) and a game-high 15 rebounds in 38 minutes vs. Toronto on 4/2 ... totalled a game-high 29 points (11-13 FG, 7-8 FT) to go along with 7 rebounds, 4 assists and 4 blocks in 29 minutes at Minnesota on 3/8 ... produced 26 points and a game-high 16 rebounds in 33 minutes at Houston on 2/27 ... netted a team-high 17 points and season-high 19 rebounds with 2 assists in 34 minutes vs. Philadelphia on 11/14 ... totalled a game-high 26 points (11-25 FG, 4-4 FT) to go along with 13 rebounds in 37 minutes vs. Golden State on 3/19 ... missed two games with a mild sprain-left ankle (11/21-23) ... missed one game with back spasms (1/22) ... missed one game with a migraine headache (3/5) ... sat out four games due to rest (1/6, 3/26, 4/8, 4/13).



Started all 10 playoff games, averaging 21.9 points, 8.3 rebounds, 1.40 blocks and 1.0 assists in 33.7 minutes ... shot .521 (88-169) from the field and .891 (41-46) from the foul line ... posted three double-doubles ... became the first Spurs player to score 20-or-more points in the first five games of a playoff series (WC Semifinals vs. OKC) since Tim Duncan scored 20-plus in all six games of the 2007 WC Semifinals vs. Phoenix ... scored 79 points through the opening two games, which ranks as the second most points in Games 1 & 2 of a playoff series in Spurs history behind only George Gervin who had 81 points in two opening games vs. Washington in the 1978 NBA Eastern Conference Semifinals ... shot .750 (33-44) from the floor, a perfect 2-of-2 from beyond the arc and 11-of-11 from the foul line in the first two games vs. Oklahoma City ... produced the most points by a Spurs player in a playoff game since Tony Parker (43 in the Western Conference First Round against Dallas on 4/25/09) when he scored a game-high 41 points (15-21 FG, 1-1 3FG, 10-10 FT) to go along with 8 rebounds, 3 assists and 2 blocks in 43 minutes vs. Oklahoma City in Game 2 on 5/2 ... recorded 38 points (18-23 FG, 1-1 3FG, 1-1 FT) in 29:32 vs. Oklahoma City in Game 1 on 4/30, which ranks as the most points in 30-or-fewer minutes played in a playoff game in the shot-clock era.

**2014-15:** Finished the regular season averaging a career-high 23.4 points (46.6% FG, 35.2% 3-PT, 84.5% FT) along with 10.2 rebounds and 1.7 assists in 35.4 minutes over 71 games (all starts) ... finished seventh in the NBA in scoring and tied for eighth in rebounding ... averaged a double-double for the second consecutive season ... became the first Trail Blazer to ever lead the league in field goals made (659) ... two-time Western Conference Player of the Week (12/7, 12/22) ... became the first Trail Blazer to start in an All-Star Game since Clyde Drexler in 1994 (Fourth overall selection) ... Surpassed Clyde Drexler (5,339) for most rebounds in franchise history on 3/20 at Orlando ... became the third player in franchise history with 5,000+ rebounds (Drexler-5,339, Kersey-5,078) ... attained his 220th career double-double on 2/5 against Phoenix, placing him ahead of Sidney Wicks (219) for first all-time in franchise history ... scored a season-high 39 points (16-30 FG) against Denver on 12/2 and notched 38 points at Cleveland (13-23 FG) on 1/28 ... finished with 20+ points and 10+ rebounds in 31 games this season (third in NBA) ... had 14+ rebounds in four consecutive games (12/13-12/19) ... scored a career-high 21 points in the first quarter against Chicago on 12/19 and tied a franchise record for most FG made in a quarter (10-of-12) ... scored a season-high 39 points (16-30 FG) against Denver on 12/2 ... appeared in five playoff games, averaging 21.8 points, 11.2 rebounds, 1.8 assists and 2.40 blocks in 41.6 minutes ... posted 32 points, 14 rebounds and 4 blocks in 42 minutes at Memphis on 4/19.

**2013-14:** Finished the regular season averaging career highs with 23.2 points and 11.1 rebounds, along with 2.6 assists, 0.91 steals, 0.99 blocks and 36.2 minutes in 69 games (all starts) ... ranked eighth in the NBA in scoring and seventh in the league in rebounding ... shot 45.8 percent from the floor and a career-best 82.2 percent from the free throw line ... one of three players in the NBA to rank in the top 10 in both scoring and rebounding (Kevin Love, DeMarcus Cousins) ... joined Sidney Wicks as the only other Trail Blazer player to average 23 points and 11 rebounds in a season ... just the fourth Trail Blazer in team history to rank in the top 10 in the NBA in scoring in multiple seasons (Geoff Petrie, Kiki Vandeweghe, Clyde Drexler) ... established a new career high with 40 double-doubles (10th in the NBA) ... selected to his third NBA All-Star Game, the fifth Portland player to be named to at least three All-Star teams (C. Drexler, M. Lucas, B. Roy, S. Wicks) ... led the league in games of 20-plus points and 20-plus rebounds (3) and ranked second in the NBA with 12 games of at least 25 points and 15 rebounds ... named the Western Conference Player of the Week three times (11/18-11/24, 12/2-12/8, 12/9-12/15), one of three Western Conference players to earn the honor at least three times during the season (K. Durant, B. Griffin) ... scored 20-plus points in 11 consecutive games from 1/4-1/25, a career best ... scored a career-high 44 points (15-29 FG) to go along with 13 rebounds and five assists against Denver on 1/23, becoming the first Trail Blazer to record at least 44 points and 13 rebounds since Maurice Lucas on 1/12/79 (46 points, 17 rebounds) ... grabbed a career-best 25 rebounds vs. Houston on 12/12, adding 31 points ... scored 31 points and notched 15 rebounds, six assists and two blocks at the L.A. Lakers on 4/1 ... finished with 38 points (17-28 FG), 13 rebounds and five assists against Oklahoma City on 12/4 ... led the team in scoring 40 times, rebounding on 38 occasions and twice in assists ... posted team highs of 26.2 points (45.2% FG, 80.0% FT) and 10.6 rebounds to go with 1.5 assists, 1.64 blocked shots and 40.1 minutes in 11 games vs. Houston and San Antonio ... scoring and rebounding averages rank in the top-10 in Trail Blazers playoff history ... tallied eight games with 20-plus points, the most by a Trail Blazer in the postseason since 1992 ... became the first Trail Blazer with four straight double-doubles in the playoffs since Clyde Drexler (6, 1992) ... his scoring average of 29.8 points in the First Round against the Rockets is the second-highest by a Trail Blazer in any playoff series (Clyde Drexler - 31.4, 1992 vs.

# LaMARCUS ALDRIDGE

Phoenix) ... in Games 1 and 2 in Houston, Aldridge became the first NBA player with consecutive playoff games of 43 points or more since Tracy McGrady (April 20-23, 2003) ... Aldridge recorded two of the franchise's three highest scoring playoff games (46 points, April 20, 2014; 43 points, April 23, 2014) in Games 1 and 2 at Houston.

**2012-13:** Notched averages of 21.1 points (ninth in NBA), 9.1 rebounds, 2.6 assists, 0.84 steals, 1.23 blocks and 37.7 minutes in 74 games (all starts) ... shot 48.4 percent from the field and 81.0 percent from the free throw line ... only NBA player to average 21.0 points and 9.0 rebounds per game ... ranked 16th in the NBA in rebounds per game and 23rd in blocks per contest ... selected to his second consecutive NBA All-Star Game ... named NBA Western Conference Player of the Week for the week of 3/11-3/17 ... recorded 38 double-doubles ... led the NBA with 16 games of 25 points and 10 rebounds and with eight games of at least 30 points and 10 boards ... led the team in scoring 29 times, in rebounds 31 times and in assists on six different occasions ... tallied a double-double in seven straight games from 1/27-2/8, tied for his longest double-double streak of his career ... made the game-winning shot as time expired against Dallas on 1/29, a 106-104 victory ... set a career high with eight assists vs. Atlanta on 11/12 ... finished with 30 points (12-23 FG) and 21 rebounds against Golden State on 4/17 ... scored a season-high 33 points 1/13 vs. Oklahoma City.

**2011-12:** Posted averages of 21.7 points (seventh in NBA), 8.0 rebounds, 36.3 minutes (all team highs), 0.93 steals, 0.82 blocks, and 2.4 assists in 55 games (all starts) ... earned his first career NBA All-Star Game selection ... became the first Trail Blazer to finish in the NBA's top seven in scoring since Clyde Drexler placed fourth in 1991-92 ... only the sixth Trail Blazer to finish in the top 10 in scoring in a season (Geoff Petrie, Sidney Wicks, Kiki Vandeweghe, Clyde Drexler, Brandon Roy) ... was one of three players in the NBA to average at least 21.7 points per game and shoot at least 50 percent from the field (LeBron James and Kevin Durant were the other two) ... became the first player in team history to record 33 points and 23 rebounds in the same game 1/20 at Toronto ... missed the last eight games of the season with a hip ailment ... underwent successful surgery on right hip on 4/12.

**2010-11:** Averaged a team-high 21.8 points (50.0% FG, 79.1% FT) to go with 8.8 rebounds, 2.1 assists, 1.01 steals, 1.16 blocks and 39.6 minutes in 81 games (all starts) ... one of three NBA players to rank in the top 15 in points (14th) and rebounds (14th) ... finished third in the NBA in minutes per game (39.6) ... named to the All-NBA Third Team ... his 36 double-doubles led the team ... named Western Conference Player of the Month for February, becoming the third Trail Blazer ever to win the award (Clyde Drexler, 1991 and Kelvin Ransey, 1981) ... joined Clyde Drexler and Brandon Roy as the only Trail Blazers to win Western Conference Player of the Week twice in one season (1/17-1/23, 2/7-2/13) ... became the first Trail Blazer to record three straight games of 36 points or more (42 points, 2/7 vs. Chicago, 37 points, 2/11 at Toronto and 36 points, 2/13 at Detroit) ... scored a career-high 42 points and tied a career high with 12 free throws vs. Chicago on 2/7 ... netted 40 points and a career-high 16 field goals, adding 11 rebounds 2/1 vs. San Antonio ... became the first Trail Blazer to score at least 25 points and grab 10 rebounds in five straight games (1/2-1/9) ... led the team with 20.8 points to go with 7.5 rebounds, 1.3 assists, 1.33 steals and 1.67 blocks in 43.0 minutes vs. Dallas ... netted 20 points or more in four games ... led the team in scoring twice and rebounding twice.

**2009-10:** Averaged 17.9 points (49.5% FG, 75.7% FT), 8.0 rebounds, 2.1 assists, 0.86 steals and 37.5 minutes in 78 games (all starts) ... averaged a team-best 19.7 points in last 44 games ... led team with 24 double-doubles ... netted a season-best 32 points on 15 field goals (of 23) 2/26 at Chicago ... scored 15-plus points 18 straight games Jan. 18-Feb. 23 ... led team in scoring (19.0 points), steals (1.17, tied), blocks (1.83), minutes (38.2), and ranked second in rebounds (6.0) in six games (all starts) against Phoenix ... posted a playoff career-high 31 points (11-19 FG, 9-12 FT) to go with 11 rebounds 4/24 vs. Phoenix, becoming the first Trail Blazer to tally at least 30 points, 10 rebounds and shoot 50 percent from the field in a playoff game since Kevin Duckworth on May 12, 1991.

**2008-09:** Averaged 18.1 points (48.4% FG, 78.1% FT) to go with 7.5 rebounds, 1.9 assists, 0.95 steals, 0.95 blocked shots and 37.1 minutes in 81 games (all starts) ... ranked first on the team and tied for eighth among league qualifiers with 2.9 offensive rebounds per game ... started all six of Portland's playoff games, averaging 19.5 points (49.0% FG), a team-best 7.5 rebounds, 1.67 blocks and 39.5 minutes vs. Houston ... netted 20-plus points in three games.

**2007-08:** Posted averages of 17.8 points, 7.6 rebounds, 1.6 assists and 34.9 minutes in 76 games (all starts) ... led the team and all NBA sophomores with 19 double-doubles ... ranked 26th in the NBA in blocked shots with a team-best 1.24 per game ... finished 29th in the NBA in rebounds and No. 1 among sophomores at 7.6 per game ... started in the T-Mobile Rookie Challenge at All-Star Weekend in New Orleans, where he led the Sophomores with 18 points (9-17 FG) and a team-high nine rebounds (six offensive).

**2006-07:** Averaged 9.0 points, 5.0 rebounds and 1.16 blocks in 22.1 minutes ... shot 50.3 percent from the floor ... appeared in 63 games (22 starts) ... named to T-Mobile NBA All-Rookie First Team ... tied for second on the team and placed third among NBA rookies with six double-doubles ... ranked first among NBA rookies in blocks per game, fourth in rebounds, seventh in scoring, fourth in field goal percentage and eighth in minutes ... logged three consecutive double-doubles from 3/13-3/16, marking the first time that had been accomplished by a Trail Blazers rookie since Arvydas Sabonis tallied six straight in 1995-96 ... sat out the first five games of the season recovering from surgery on his right shoulder, performed on Aug. 23, 2006 ... missed the last nine games of the season with what was diagnosed as Wolf-Parkinson-White Syndrome; underwent a successful procedure on 4/9.

**COLLEGE NOTES:** Averaged 12.4 points and 7.5 rebounds in 53 games during his two years at the University of Texas ... named the 2006 Big 12 Conference Defensive Player of the Year as a sophomore ... earned a spot on both the All-Big 12 First Team and Big 12 All-Defensive Team during the same season ... helped Texas to a 30-7 record and a trip to the NCAA Elite Eight in his second and final season in Austin (2005-06).

## NBA REGULAR SEASON STATISTICS

Year	TEAM	G	MINS	FGM-FGA	PCT	FTM-FTA	FT%	FG3-FG3APCT	OFF-DEF-TOT	R/G	AST	A/G	PF	DQ	STL	BLK	PTS	AVG	
06-07	POR	63	1392	241-479	.503	83-115	.722	0-2 .000	144-168-312	5.0	24	0.4	186	3	22	73	565	9.0	
07-08	POR	76	2649	561-1160	.484	227-298	.762	1-7 .143	220-358-578	7.6	122	1.6	240	7	55	94	1350	17.8	
08-09	POR	81	3004	601-1243	.484	261-334	.781	7-28 .250	234-371-605	7.5	157	1.9	207	4	77	77	1470	18.1	
09-10	POR	78	2922	579-1169	.495	230-304	.757	5-16 .313	192-435-627	8.0	160	2.1	231	2	67	48	1393	17.9	
10-11	POR	81	3211	707-1415	.500	351-444	.791	4-23 .174	278-431-709	8.8	170	2.1	220	3	82	94	1769	21.8	
11-12	POR	55	1994	483-943	.512	223-274	.814	2-11 .182	150-292-442	8.0	134	2.4	153	1	51	45	1191	21.7	
12-13	POR	74	2790	638-1318	.484	282-348	.810	2-14 .143	175-495-670	9.1	192	2.6	187	1	62	91	1560	21.1	
13-14	POR	69	2498	652-1423	.458	296-360	.822	3-15 .200	166-599-765	11.1	178	2.6	147	1	63	68	1603	23.2	
14-15	POR	71	2512	659-1415	.466	306-362	.845	37-105 .352	177-549-726	10.2	124	1.7	125	0	48	68	1661	23.4	
15-16	SA	74	2261	536-1045	.513	259-302	.858	0-16 .000	176-456-632	8.5	110	1.5	151	0	38	81	1331	18.0	
<b>TOTALS</b>		<b>722</b>	<b>25233</b>	<b>5657-11610</b>	<b>.487</b>	<b>2518-3141</b>	<b>.802</b>	<b>61-237</b>	<b>.257</b>	<b>1912-4154-6066</b>	<b>8.4</b>	<b>1371</b>	<b>1.9</b>	<b>1847</b>	<b>22</b>	<b>565</b>	<b>739</b>	<b>13893</b>	<b>19.2</b>

## NBA ALL-STAR STATISTICS

Year	TEAM	G	MINS	FGM-FGA	PCT	FTM-FTA	FT%	FG3-FG3APCT	OFF-DEF-TOT	R/G	AST	A/G	PF	DQ	STL	BLK	PTS	AVG	
08-09	POR	6	237	51-104	.490	14-20	.700	1-4 .250	9-36-45	7.5	8	1.3	16	0	3	10	117	19.5	
09-10	POR	6	229	40-93	.430	33-44	.750	1-2 .500	10-26-36	6.0	13	2.2	16	0	7	11	114	19.0	
10-11	POR	6	258	53-115	.461	19-24	.792	0-0 ---	16-29-45	7.5	8	1.3	19	0	8	10	125	20.8	
13-14	POR	11	441	113-250	.452	60-75	.800	2-3 .667	30-87-117	10.6	16	1.5	40	0	7	18	288	26.2	
14-15	POR	5	208	37-112	.330	32-36	.889	3-11 .273	21-35-56	11.2	9	1.8	16	0	2	12	109	21.8	
15-16	SA	10	337	88-169	.521	41-46	.891	2-2 1.00	22-61-83	8.3	10	1.0	18	0	4	14	219	21.9	
<b>TOTALS</b>		<b>44</b>	<b>1710</b>	<b>382-843</b>	<b>.453</b>	<b>199-245</b>	<b>.812</b>	<b>9-22</b>	<b>.409</b>	<b>108-274-382</b>	<b>8.7</b>	<b>64</b>	<b>1.5</b>	<b>125</b>	<b>0</b>	<b>31</b>	<b>75</b>	<b>972</b>	<b>22.1</b>


## NBA ALL-STAR STATISTICS

Year	TEAM	G	MINS	FGM-FGA	PCT	FTM-FTA	FT%	FG3-FG3APCT	OFF-DEF-TOT	R/G	AST	A/G	PF	DQ	STL	BLK	PTS	AVG	
11-12	POR	1	10	2-5	.400	0-0	---	0-0 ---	0-1-1	1.0	1	1.0	0	0	0	0	4	4.0	
12-13	POR	1	11	0-2	.000	0-0	---	0-0 ---	0-4-4	4.0	1	1.0	0	0	0	2	0	0.0	
13-14	POR	1	13	2-9	.222	0-0	---	0-0 ---	3-2-5	5.0	0	0.0	0	0	0	0	4	4.0	
14-15	POR	1	18	7-11	.636	0-0	---	4-4 1.00	1-1-2	2.0	0	0.0	0	0	0	0	18	18.0	
15-16	SA	1	14	2-8	.250	0-0	---	0-1 .000	1-3-4	4.0	1	1.0	0	0	1	0	4	4.0	
<b>TOTALS</b>		<b>5</b>	<b>67</b>	<b>13-35</b>	<b>.371</b>	<b>0-0</b>	<b>---</b>	<b>4-5</b>	<b>.800</b>	<b>5-11-16</b>	<b>3.2</b>	<b>3</b>	<b>0.6</b>	<b>0</b>	<b>0</b>	<b>1</b>	<b>2</b>	<b>30</b>	<b>6.0</b>

## CAREER HIGHS

	REGULAR SEASON HIGHS	PLAYOFF HIGHS
<b>MINUTES</b>	54, vs. LA Clippers, 12/12/08	47, vs. Dallas, 4/23/11
<b>POINTS</b>	44, vs. Denver, 1/21/14	46, at Houston, 4/20/14
<b>REBOUNDS</b>	25, vs. Houston, 12/12/13	18, at Houston, 4/20/14
<b>ASSISTS</b>	8, vs. Atlanta, 11/12/12	5, vs. Memphis, 4/25/15
<b>STEALS</b>	5, at San Antonio, 12/19/14	4, vs. Dallas, 4/23/11
<b>BLOCKS</b>	7, at Denver, 12/28/10	5 (2), vs. Phoenix, 4/29/10

# NEWS, TRAFFIC, WEATHER AND THE SPURS



**iHeart**  
RADIO  
WOAI.COM

# KYLE ANDERSON

HEIGHT 6-9 | WEIGHT 230 | SEASON Third  
BIRTHDATE 9/20/93 | BIRTHPLACE New York City, NY  
HIGH SCHOOL St. Anthony (Jersey City, NJ) | COLLEGE UCLA



SELECTED BY SAN ANTONIO IN THE FIRST ROUND  
OF THE 2014 NBA DRAFT, 30TH OVERALL PICK

GUARD/  
FORWARD

1

**CAREER NOTES:** Is in his third NBA season, all with the Silver and Black ... was selected by the Spurs with the 30th overall pick in the 2014 NBA Draft ... has appeared in 111 NBA games, averaging 3.8 points, 2.8 rebounds and 1.4 assists in 14.4 minutes ... has seen action in 10 playoff games, averaging 2.3 points and 2.4 rebounds in 12.9 minutes ... spent part of the 2014-15 season with the Austin Spurs, San Antonio's NBA D-League affiliate ... averaged 22.8 points, 8.8 rebounds and 4.7 assists for the Austin Spurs in the month of February en route to being named the NBA Development League Player of the Month ... in 26 total games with Austin, averaged 21.3 points, 8.7 rebounds, 4.8 assists, 1.96 steals and 1.46 blocks in 40.1 minutes while shooting .447 from the floor ... has played on the Spurs Summer League the past three summers ... named the MVP of the 2015 Las Vegas Summer League after averaging 21.0 points, 6.0 rebounds, 1.9 assists and 1.10 steals in 27.3 minutes over seven games, helping the Spurs win the 2015 Las Vegas Summer League Championship.

**2015-16:** Appeared in 78 games including 11 starts, averaging 4.5 points, 3.1 rebounds and 1.6 assists in 16.0 minutes while shooting .468 (138-295) from the field, .324 (12-37) from three-point range and .747 (62-83) from the foul line ... scored in double figures 10 times ... led the team in steals 14 times and blocks 11 times ... tallied two-or-more steals in 15 games and grabbed five-or-more rebounds 18 times ... registered his first career double-double with a career-best 15 points and a career high 5 steals, plus 10 rebounds and 4 assists in 30 minutes at Dallas on 4/13 ... pulled down a career-best 11 rebounds to go along with 8 points and 3 assists in 20 minutes at Golden State on 4/7 ... recorded 14 points (7-14 FG) to go along with 3 rebounds, 3 assists and a team-high 2 steals in 29 minutes at LA Lakers on 2/19 ... tallied 14 points (7-8 FG), 8 rebounds, 3 assists and 2 steals in 29 minutes at Sacramento on 2/24 ... finished with a career-high 7 assists and 4 steals to go along with 13 points (4-6 FG, 1-2 3FG, 4-4 FT) and 3 rebounds in 36 minutes at Memphis on 3/28 ... started his first contest of the season vs. Philadelphia on 11/14, registering 10 points (4-9 FG, 2-2 3FG), 7 rebounds, 3 assists and 3 steals in 31 minutes ... tallied 10 points (5-6 FG), 5 rebounds and 3 assists in 20 minutes at Minnesota on 12/23 ... registered 13 points (6-9 FG), 3 rebounds and 2 assists in 19 minutes vs. Utah on 1/6 ... posted 9 points (3-5 FG, 1-1 3FG, 2-2 FT), 4 rebounds and 3 assists in 25 minutes at Phoenix on 1/21 ... netted 10 points, 3 rebounds and 3 assists in 18 minutes at Cleveland on 1/30 ... tallied 9 points (4-7 FG, 1-1 3FG), 4 rebounds and 5 assists in 22 minutes vs. Orlando on 2/1 ... posted 11 points, 3 rebounds and 3 assists in 23 minutes at Houston on 2/27 ... netted 8 points (4-5 FG), 6 rebounds, a team-high 3 steals and 2 assists in 21 minutes at Minnesota on 3/8 ... posted 7 points, 5 rebounds, 3 assists and 3 steals in 30 minutes at Oklahoma City on 3/26 ... registered three DNP-CDs ... missed the 2/9 at Miami game due to illness. Saw action in all 10 playoff games ... averaged 2.3 points and 2.4 rebounds in 12.9 minutes ... pulled down a team and postseason career-high tying 7 rebounds in 23 minutes in Game 1 vs. Oklahoma City on 4/30 ... finished with a postseason career-best 6 points in 15 minutes in Game 6 at Oklahoma City on 5/12.

# KYLE ANDERSON

**2014-15:** Appeared in 32 games, including two starts, averaging 2.3 points and 2.3 rebounds in 11.2 minutes ... shot .348 (31-89) from the field and .643 (9-14) from the charity stripe ... scored in double figures twice ... led team in steals four times and blocks on three occasions ... made his NBA debut at Houston on 11/6, posting 4 points, 8 rebounds, 4 assists and 2 steals in 31 minutes ... made his first NBA start and scored 9 points (4-5 FG, 1-2 3FG) to go along with 5 rebounds, 3 assists and 2 steals in 23 minutes vs. New York on 12/10 ... scored a career-high 15 points to go along with 5 rebounds in 20 minutes at Portland on 12/15 ... set two career-highs with 9 rebounds and 3 steals in 34 minutes vs. Portland on 12/19 ... recorded 11 points (4-8 FG, 1-1 3FG), 8 rebounds and 2 steals in 31 minutes at Dallas on 12/20 ... missed the game vs. Detroit on 1/6 with a sprained right ankle ... assigned to the Austin Spurs of the NBA D-League on six different occasions ... averaged 22.8 points, 8.8 rebounds and 4.7 assists for the Austin Spurs in the month of February en route to being named the NBA Development League Player of the Month ... in 26 total games with Austin, averaged 21.3 points, 8.7 rebounds, 4.8 assists, 1.96 steals and 1.46 blocks in 40.1 minutes while shooting .447 from the floor.

**COLLEGE NOTES:** Appeared in 71 games in two seasons at UCLA, averaging 12.2 points, 8.7 rebounds, 5.0 assists and 1.77 steals in 31.6 minutes ... helped lead UCLA to the Pac-12 regular season title in 2013 and to the Pac-12 Tournament title in 2014 where he was named the Most Outstanding Player ... became the first player at UCLA since 1973-74 to average 10+ points, 5+ rebounds and 5+ assists (Bill Walton) ... was voted to the All-Pac 12 First Team and was a Third Team AP All-America selection.

**PERSONAL:** Parents are Kyle and Suzanne Anderson ... has two older brothers, Duanne and Jamar, and two older sisters, Tai and Brittany ... brother, Jamar Wilkins, played football at Connecticut, and his grandfather, Clifton Anderson, played football for Indiana and had a two-year NFL career with the Chicago Cardinals in 1952 and the New York Giants in 1953.

## NBA REGULAR SEASON STATISTICS

Year	TEAM	G	MINS	FGM-FGA	PCT	FTM-FTA	PCT	FG3-FG3A	FG3%	OFF-DEF-TOT	RG	AST	AG	PF	DQ	STL	BLK	PTS	AVG
14-15	SA	33	358	31-89	.348	9-14	.643	3-11	.273	5-67-72	2.2	28	0.8	28	0	15	7	74	2.2
15-16	SA	78	1245	138-295	.468	62-83	.747	12-37	.324	25-219-244	3.1	123	1.6	97	0	60	29	350	4.5
<b>TOTALS</b>		<b>111</b>	<b>1603</b>	<b>169-384</b>	<b>.440</b>	<b>71-97</b>	<b>.732</b>	<b>15-48</b>	<b>.313</b>	<b>30-286-316</b>	<b>2.8</b>	<b>151</b>	<b>1.4</b>	<b>125</b>	<b>0</b>	<b>75</b>	<b>36</b>	<b>424</b>	<b>3.8</b>

## NBA PLAYOFF STATISTICS

Year	TEAM	G	MINS	FGM-FGA	PCT	FG3-FG3A	FG3%	FTM-FTA	PCT	OFF-DEF-TOT	RG	AST	AG	PF	DQ	STL	BLK	PTS	AVG
15-16	SA	10	129	8-25	.320	1-3	.333	6-7	.857	2-22-24	2.4	7	0.7	11	0	6	3	23	2.3

## CAREER HIGHS

	REGULAR SEASON HIGHS	PLAYOFF HIGHS
<b>MINUTES</b>	36, at Memphis, 3/28/16	23, vs. Oklahoma City, 4/30/16
<b>POINTS</b>	15 (2), at Dallas, 4/13/16	6, at Oklahoma City, 5/12/16
<b>REBOUNDS</b>	11, at Golden State, 4/7/16	7 (2), vs. Oklahoma City, 4/30/16
<b>ASSISTS</b>	7, at Memphis, 3/28/16	3, at Memphis, 4/24/16
<b>STEALS</b>	5, at Dallas, 4/13/16	3, at Oklahoma City, 5/8/16
<b>BLOCKS</b>	2 (4), vs. LA Clippers, 3/15/16	1 (3), vs. Oklahoma City, 4/30/16

# DAVIS BERTANS

HEIGHT 6-10 | WEIGHT 225 | SEASON First  
BIRTHDATE 11/12/92 | BIRTHPLACE Latvia  
PRIOR TO NBA Laboral Kutxa



**FORWARD**

**42**

SPURS OBTAINED DRAFT RIGHTS ALONG WITH KAWHI LEONARD AND ERAZEM LORBEEK FROM THE INDIANA PACERS FOR GEORGE HILL ON 6/23/12

**CAREER NOTES:** Obtained by the Spurs from Indiana along with Kawhi Leonard and Erazem Lorbek in exchange for George Hill in a draft night trade on 6/23/11 ... was originally selected by Indiana in the second round of the 2011 NBA Draft with the 42nd overall pick ... has spent the past two seasons with Laboral Kutxa ... during the 2014-15 season competed in 25 Spanish League games, averaging 11.4 points and 2.8 rebounds in 21.6 minutes ... produced averages of 11.0 points and 2.9 rebounds in 22 Euroleague games ... suffered an injury in March and missed the remainder of the season ... spent the previous three seasons (2011-14) with BC Partizan in the Serbian League ... during the 2013-14 season, averaged 13.4 points, 2.4 rebounds and 1.4 assists in 17 games ... prior to joining BC Partizan spent two seasons with Union Olimpija in Slovenia and four years playing on a variety of levels in Latvia ... joined the Latvian National Team in 2011 ... saw action in five games at the 2011 European Championships, averaging 5.6 points and 2.0 rebounds ... represented Latvia at the 2011 U-19 World Championships, averaging 15.3 points, 6.4 rebounds and 1.6 assists in eight games.

**2015-16:** Spent last season with Laboral Kutxa in the First Division of the Spanish League ... participated in 22 games last season, averaging 8.5 points, 3.1 rebounds and 1.0 assists in 24.2 minutes ... also made 15 Euroleague appearances, averaging 7.9 points and 1.9 rebounds in 20.2 minutes.

Made one appearance with the Spurs in the 2016 Las Vegas Summer League, posting 15 points (3-7 3FG) and 3 rebounds in 24 minutes vs. Sacramento on 7/15.



# DEWAYNE DEDMON

HEIGHT 7-8 | WEIGHT 240 | SEASON Fourth  
BIRTHDATE 8/12/89 | BIRTHPLACE Lancaster, CA  
HIGH SCHOOL Lancaster High School | COLLEGE USC

CENTER

SIGNED BY SAN ANTONIO ON 7/14/16

3

**CAREER NOTES:** In his fourth season, his first with the Spurs ... spent the past two seasons with the Orlando Magic ... has also seen action with the Philadelphia 76ers and Golden State Warriors ... went undrafted out of USC ... began his professional career with the Santa Cruz Warriors of the NBA Development League ... has seen action in 148 NBA regular season games, averaging 3.8 points, 4.4 rebounds in 13.1 minutes ... has a career shooting percentage of .540 (228-422) ... has appeared in 16 career D-League games, averaging 15.3 points, 14.1 rebounds, 2.38 blocks and 1.48 steals in 33.7 minutes.

**CAREER TRANSACTIONS:** Went undrafted in the 2013 NBA Draft ... signed by Santa Cruz of the NBA Development League (12/13) ... signed as a free agent by Golden State (11/18/13) ... waived by Golden State (12/5/13) ... signed as a free agent to a 10-day contract by Philadelphia (1/14/14) ... signed to a second 10-day contract by Philadelphia (1/24/14) ... signed as a free agent to a 10-day contract by Orlando (2/25/14) ... signed to a second 10-day contract by Orlando (3/7/14) ... signed for the remainder of the season by Orlando (3/17/14) ... signed by San Antonio on 7/14/16.

**2015-16:** Appeared in 58 games (20 starts) with Orlando, averaging 4.4 points and 3.9 rebounds in 12.2 minutes ... shot .559 (99-177) from the floor and .750 (57-76) from the foul line ... as a starter, averaged 7.2 points 5.9 rebounds in 18.2 minutes ... led the team in scoring once and in rebounding four times ... scored in double figures eight times ... posted one double-double, finishing with a career-high 18 points (9-14 FG) and a season-best 13 rebounds in 22 minutes vs. Chicago on 3/26 ... became the first player in Magic history to lead the team in both points and rebounds while playing fewer than 24 minutes ... posted 12 points, 9 rebounds and 3 blocks in 30 minutes at Philadelphia on 11/7 ... finished with 12 points and 6 boards in 16 minutes at Dallas on 3/1 ... posted 15 points (6-7 FG, 3-3 FT), 4 rebounds and a season-high tying 3 blocks in 20 minutes vs. Brooklyn on 3/29 ... recorded 2-or-more blocked shots 11 times, including a season-high 3 blocks five times ... registered a career-high 3 steals vs. Milwaukee on 4/11 ... missed two games due to injury/illness - missed one game (2/3) due to a sprained left foot and one game (2/19) due to an illness ... registered a DNP-CD 22 times ... assigned to the Erie BayHawks NBA Development League on 3/5 ... tallied 17 points, 22 rebounds and 3 blocks in 34 minutes in one game with the BayHawks before being recalled on 3/6.

**2014-15:** Played in 59 games (15 starts) with Orlando, averaging 3.7 points and 5.0 rebounds in 14.3 minutes ... as a starter, averaged 5.0 points, 8.1 rebounds and 1.07 blocks in 21.7 minutes ... led (or tied) the team in rebounding 11 times ... scored in double figures twice ... pulled down 10+ rebounds six times, including a career-high 16 rebounds vs. Boston on 3/8 ... recorded two double-doubles ... had first career double-double with 10 points and 10 rebounds in a career-high 30 minutes on at Memphis on 1/26 ... recorded at least one blocked shot 29 times and had two-or-more blocks 11 times, including a career-high 6 blocks vs. New York on 2/11 ... recorded at least one steal 15 times ... missed four games due to injury: missed three games (3/18-3/22) due to a sprained left ankle and one game (3/27) due to a sore left ankle...DNP-CD 17 times and on the Inactive List twice.



**2013-14:** Appeared in 31 combined games with Golden State, Philadelphia and Orlando during his rookie campaign, averaging 3.1 points and 4.1 rebounds in 12.6 minutes ... played in four games with Golden State ... appeared in 11 games with Philadelphia, averaging 3.4 points and 4.5 rebounds in 13.7 minutes ... played in 16 games (six starts) with Orlando, averaging 3.7 points and 4.9 rebounds in 14.6 minutes ... as a starter with the Magic, averaged 4.3 points, 8.7 rebounds, 1.50 blocks and 1.00 steals in 22.5 minutes ... led (or tied) the Magic in rebounding five times ... pulled down 10-plus rebounds twice ... tallied at least one blocked shot 16 times ... made his NBA debut Utah on 11/18 and made his first career NBA start vs. Minnesota on 4/5, tallying 2 points, 6 rebounds and 1 steal in 14 minutes ... DNP-CD 12 times (seven with Orlando) and on the Inactive List once ... also appeared in 15 games with Santa Cruz of the NBA Development League, averaging 15.2 points, 13.1 rebounds, 1.3 assists, 2.33 blocks and 1.53 steals in 33.7 minutes.

**COLLEGE NOTES:** Appeared in 51 games (49 starts) during his two-year career at USC, averaging 7.1 points, 6.7 rebounds and 1.67 blocks ... as a redshirt junior (2012-13), played in 31 games (29 starts), averaging 6.7 points, 7.0 rebounds, 2.13 blocks and 1.10 steals in 22.3 minutes ... led the Trojans in rebounding and blocked shots ... ranked third in the Pac-12 in blocks and tenth in rebounding ... as a sophomore (2011-12), averaged 7.6 points and 5.5 rebounds in 20 games (all starts) ... led the Trojans with a field goal percentage of .551 ... battled numerous injuries throughout the season, including a non-displaced fracture of his right hand, a stress injury in his right foot and a torn left MCL ... before transferring to USC, spent one season (2009-10) at Antelope Valley College in his hometown of Lancaster, CA, averaging 6.6 points and 7.8 rebounds ... tallied 46 blocked shots and tied a school record at Chaffey College.

**PERSONAL:** Majored in sociology while at USC ... did not play organized basketball until his senior year of high school due to religious reasons.

## NBA REGULAR SEASON STATISTICS

Year	TEAM	G	MINS	FGM-FGA	PCT	FTM-FTA	PCT	FG3-FG3A	3FG%	OFF-DEF-TOT	R/G	AST	AG	PF	DQ	STL	BLK	PTS	AVG
13-14	GSW/PHI/ORL	31	390	38-83	.458	21-32	.656	0-0	---	38-89-127	4.1	5	0.2	66	2	7	22	97	3.1
14-15	ORL	59	845	91-162	.562	34-64	.531	0-1	.000	118-177-295	5.0	9	0.2	141	2	16	50	216	3.7
15-16	ORL	58	705	99-177	.559	57-76	.750	0-0	---	67-161-228	3.9	13	0.2	109	2	22	46	255	4.4
<b>TOTALS</b>	<b>148</b>	<b>1940</b>	<b>228-422</b>	<b>.540</b>	<b>112-172</b>	<b>.651</b>	<b>0-1</b>	<b>.000</b>	<b>223-427-650</b>	<b>4.4</b>	<b>27</b>	<b>0.2</b>	<b>316</b>	<b>6</b>	<b>45</b>	<b>118</b>	<b>568</b>	<b>3.8</b>	

## CAREER HIGHS

	REGULAR SEASON HIGHS	PLAYOFF HIGHS
<b>MINUTES</b>	30 (3), at Philadelphia, 11/7/15	N/A
<b>POINTS</b>	18, vs. Chicago, 3/26/16	N/A
<b>REBOUNDS</b>	16, vs. Boston, 3/8/15	N/A
<b>ASSISTS</b>	2 (2), vs. Chicago, 3/26/16	N/A
<b>STEALS</b>	3, vs. Milwaukee, 4/11/16	N/A
<b>BLOCKS</b>	6, vs. New York, 2/11/15	N/A



# PAU GASOL

HEIGHT 7-0 | WEIGHT 250 | SEASON 16th  
BIRTHDATE 7/6/80  
BIRTHPLACE Barcelona, Spain

FORWARD/  
CENTER

# 16

SELECTED BY ATLANTA IN THE FIRST ROUND WITH THE 3RD  
OVERALL PICK IN THE 2001 NBA DRAFT

SIGNED BY SAN ANTONIO ON 7/14/16

**CAREER NOTES:** A two-time NBA Champion (2009, 2010) ... was named to the All-NBA Second Team in 2011 and 2015 and the All-NBA Third Team in 2009 and 2010 ... the 2002 NBA Rookie of the Year, just one of two non-Americans to win the award ... a member of the 2001-02 NBA All-Rookie First Team ... a six-time NBA All-Star (2006, 2009, 2010, 2011, 2015 and 2016) ... one of six players in NBA history to reach 19,000 points, 10,000 rebounds, 3,000 assists and 1,500 blocks in his career, along with Kareem Abdul-Jabbar, Hakeem Olajuwon, Shaquille O'Neal, Kevin Garnett and Tim Duncan ... received the 2011-12 J. Walter Kennedy Citizenship Award and was a recipient of the inaugural season-long Kia Community Assist Award, in recognition of outstanding efforts in the community and ongoing philanthropic and charitable work ... selected Western Conference Player of the Month in February 2009 ... named the NBA Player of the Week seven times ... over the span of 15 NBA seasons has played in 1,055 regular season games, averaging 18.2 points, 9.5 rebounds, 3.3 assists and 1.68 blocks in 35.3 minutes ... has posted nine career regular season triple-doubles and 504 double-doubles ... among active players he ranks fourth in rebounds (10,048) and blocks (1,777) ... has appeared in 115 playoff games, averaging 16.9 points, 9.6 rebounds, 3.4 assists and 1.89 blocks in 38.0 minutes ... among active NBA players in playoff action, he ranks third in blocks (217) and sixth in rebounds (1,108) ... among foreign-born players ranks fourth all-time in points (19,209) and rebounds (10,048) ... was named the 2008, 2009 and 2010 European Player of the Year by La Gazzetta dello Sport ... a two-time winner of the FIBA Europe Player of the Year award in 2008 and 2009 ... has been a member of the Spanish National Team since 2001 ... was selected MVP of the 2006 FIBA World Championships, as he led Spain to the gold medal ... guided Spain to silver medals in the 2008 Beijing and 2012 London Olympic games and a bronze medal at the 2016 Rio Olympics ... led Spain to its first-ever European gold medal at the 2009 Eurobasket Championships (MVP of tournament) and helped them repeat as champions again in 2011 and in 2015 (MVP of tournament) ... prior to his NBA career played three seasons with FC Barcelona (1998-2001) in the Spanish ACB League ... led Barcelona to the Spanish League championship in 1999 and 2001 and was named the Spanish League Finals MVP in 2001.

**CAREER TRANSACTIONS:** Drafted by Atlanta in the first round (third overall) of the 2001 NBA Draft (06/27/01) ... draft rights traded to Memphis, along with Lorenzen Wright and Brevin Knight, for Shareef Abdur-Rahim (06/27/01) ... acquired by the Los Angeles Lakers, along with a future second round draft pick from the Grizzlies, in exchange for Kwame Brown, Javaris Crittenton, Aaron McKie, the draft rights to Marc Gasol and two future first round picks (02/01/08) ... signed as a free agent by the Chicago Bulls (07/18/14) ... signed as a free agent by the San Antonio Spurs (07/14/16).

**2015-16 (Chicago):** Appeared in 72 games, averaging 16.5 points, 11.0 rebounds, 4.1 assists and 2.03 assists in 31.8 minutes while shooting .469 (467-995) from the field and .792 (229-289) from the foul line ... the only player in the NBA to average at least 15.0 points, 10.0 rebounds and 4.0 assists ... ranked sixth in the NBA in rebounding and fifth in the league on blocks ... was one of nine players in the NBA to average a double-double on the season ... led the team in scoring 17 times, rebound on 50 occasions and assist 19 times ... posted 46 double-doubles ... scored in double figures 66 times, including 20 games with 20-or-more and two games with 30-plus ... pulled down 10-or-more rebounds in 48 games ... played his 1,000th career regular season NBA game on 12/5 vs. Charlotte, becoming the fifth European-born player and 116th total player to reach that milestone ... became the 38th player in NBA history to grab 10,000 career rebounds on 4/2 vs. Detroit, and 36th to have

both 10,000 career points and rebounds ... played his 35,000th career NBA minute at Detroit on 10/30, making him one of 64 players (one of nine active) in league history to log at least that much playing time ... recorded his 500th career regular-season double-double with 12 points and 10 rebounds in 32 minutes at Houston on 3/31 ... logged his eighth career regular season triple-double finishing with 22 points, 16 rebounds and a career-best 14 assists in 37 minutes vs. Portland on 2/27 ... 10 days later he posted another triple-double registering 12 points, 17 rebounds, 13 assists and 5 blocks in 35 minutes vs. Milwaukee on 3/7 ... with that stat line he became one of only three players in the last 30 years to finish with at least 10 points, 15 rebounds, 10 assists and five blocks in a regular-season game, joining DeMarcus Cousins (4/1/15) and Hakeem Olajuwon (3/29/90) ... in addition, he became just the fourth player 35-years-or-older to log multiple triple-doubles in a single season, along with Jason Kidd, Paul Pierce and Kobe Bryant ... recorded 1-plus blocks in 18 consecutive games from 12/14 to 1/20, which tied a Bulls streak from 12/2/05 to 1/10/06 and is the longest since posting 19 such games from 12/29/03 to 2/6/04 ... posted a season-high 31 points (13-18 FG, 1-3 3FG, 4-5 FT) to go along with 12 rebounds, 3 assists and 3 blocks in 36 minutes at Detroit on 1/18 ... tallied 30 points, 15 rebounds, 5 assists and 5 blocks in a season-high 48 minutes vs. Detroit on 12/18 (4OT) ... missed eight games due to rest or injury: left hand sprain (2/5), right knee swelling (3/14-19) and rest (12/19, 1/14, 3/24).

**2014-15 (Chicago):** Played in 78 games (all starts), averaging 18.5 points, a career-high 11.8 rebounds, 2.7 assists and 1.88 blocks in 34.4 minutes ... shot .494 (570-1,153) from the field and .803 (296-366) from the foul line ... ranked fourth in the NBA in rebounding, ninth in blocks and 20th in scoring ... led the league in double-doubles with a career-best 54 ... at 34-years-old, he was the oldest player to lead the NBA in double-doubles since Patrick Ewing in 1996-97 ... earned his fifth All-Star Game appearance, and his first as a starter, where he tallied 10 points, 12 rebounds and two assists in 25:44 of action ... was a finalist for the Twyman/Stokes Teammate Award, as well as the NBA Sportsmanship Award ... led the Bulls in scoring 16 times, in rebounds 52 times, in minutes 11 times and in assists three times ... registered 74 games with 10-or-more points, 34 games with 20-or-more points and one game with 40-or-more points ... grabbed 10-plus rebounds 56 times ... scored a career-high 46 points and grabbed 18 boards vs. Milwaukee on 1/10 ... recorded a 20/20 game with 22 points and 20 rebounds versus Golden State on 12/6 ... tallied 17 points, 9 rebounds and a career-high 9 blocks vs. Denver on 1/1 ... recorded 29 points, 16 rebounds and 5 blocks versus Boston 1/3 ... scored 26 points and grabbed 16 rebounds vs. Sacramento on 2/10 ... tallied a double-double with 25 points and 15 boards at Orlando on 2/8 ... notched a double-double with 10 points and 19 rebounds at Phoenix on 1/30 ... tallied 20 points, 10 boards, 6 assists and 4 blocks at L.A. Lakers on 1/29 ... recorded 24 points, 13 boards and 3 blocks vs. Philadelphia on 4/11 ... notched a double-double with 28 points and 14 boards vs. Orlando on 1/12 ... posted a team-high 27 points, 14 boards and 2 blocks vs. Houston on 1/5 ... posted 23 points, 13 boards and 2 blocks vs. L.A. Lakers on 12/25 ... tallied 16 points, 16 rebounds and 4 blocks vs. Brooklyn on 12/10 ... posted 27 points and 16 boards at Philadelphia on 3/11 ... posted 23 points and 15 rebounds at San Antonio on 3/8 ... tallied a double-double with 25 points and 13 boards vs. Charlotte on 2/25 ... notched a double-double with 22 points and 14 boards vs. Phoenix on 2/21 ... notched 13 points and 16 boards at Dallas on 1/23 ... tallied 12 points and 17 boards vs. San Antonio on 1/22 ... tallied 25 points, 13 boards and 2 blocks at Brooklyn on 11/30 ... recorded his fifth double-double of the season with 17 points and 15 boards against Detroit on 11/10 ... sat out three games with a left calf strain (11/17- 11/21) and missed one game due to illness (02/23) ... appeared in 10 playoff games ... averaged 14.4 points, 9.4 rebounds, 3.1 assists, and 2.10 blocks in 31.7 minutes ... shot .487 (56-115) from the floor and .762 (32-42) from the charity stripe ... logged six double-doubles ... scored 11 points, grabbed 16 rebounds and blocked 4 shots in Game 2 versus Milwaukee on 4/20 ... scored 17 points, corralled 14 rebounds and dished out 5 assists in Game 3 at Milwaukee on 4/23 ... registered 25 points and 10 boards in Game 5 vs. Milwaukee on 4/27 ... finished with 21 points, 10 rebounds and 4 blocks in Game 1 at Cleveland on 5/4 ... spent two games on the Inactive List with a strained left hamstring (5/10, 5/12).

**2013-14 (LA Lakers):** Appeared in 60 games (60 starts) and averaged 17.4 points, 9.7 rebounds, 3.4 assists and 1.53 blocks in 31.4 minutes ... notched 30 double-doubles ... 29 games with 20 or more points ... he is one of only six players in NBA history (Kareem Abdul-Jabbar, Tim Duncan, Kevin Garnett, Hakeem Olajuwon and Shaquille O'Neal) to have 16,000 points, 8,000 rebounds, 2,900 assists and 1,400 blocks for his career ... totaled 20 points, 19 rebounds, a season-best five blocks and three steals at Chicago on 1/20, as he became the second player in the NBA since February 2001 to reach those marks in a game ... his line of 23 points, 17 rebounds, eight assists and three blocks versus Utah on 1/3 marked the first time in his career he had reached those plateaus in the same game; was just the third player in the NBA to do so in the last decade (LeBron James in 2008 and Kevin Garnett in 2005) ... scored the 16,000th point of his career with vs. Denver on 1/5 ... passed Detlef Schrempf to become

the second-highest scoring European player in NBA history (Dirk Nowitzki) at Brooklyn on 11/27 ... he posted 20-plus points in 10 consecutive games (1/14-1/31) - the longest such streak of his career ... played the 900th regular season game of his career at Oklahoma City on 3/13 ... missed 22 total games due to injury: three games with an upper respiratory infection (12/21; 12/27-12/29), seven games with a strained right groin (02/04-02/19) and 12 games with vertigo (3/25-3/30; 4/2-4/16).

**2012-13 (LA Lakers):** Appeared in 49 games (42 starts) and averaged 13.7 points, 8.6 rebounds, 4.1 assists, and 1.24 blocks in 33.8 minutes ... recorded 15 double-doubles and two triple-doubles ... scored 20-plus points seven times ... grabbed 10-plus rebounds 16 times and 20-plus rebounds once ... handed out 10 or more assists three times ... posted 23 points, 13 rebounds and six assists against Dallas on 10/30 ... scored his 15,000th career point vs. Houston on 11/18; 10th foreign born player to reach 15,000 points; 17th NBA player ever to record 15,000 points, 7,000 rebounds, 2,000 assists and 1,000 blocks ... recorded 17 points, 11 rebounds and seven assists vs. Brooklyn on 11/20 ... scored 25 points at Toronto on 1/20 ... recorded 22 points and 12 rebounds at Minnesota on 2/1 ... posted 23 points and 10 rebounds at Detroit on 2/3 ... totaled 12 points and 10 assists at Sacramento on 3/30 ... tallied 14 points, 10 rebounds and six assists against Dallas 4/2 ... totaled 12 points, 13 rebounds and 8 assists at LA Clippers on 4/7 ... tallied 22 points and 11 rebounds against New Orleans on 4/9 ... recorded 23 points, 7 rebounds and 9 assists at Portland on 4/10 ... posted his sixth career triple-double with a season-high 26 points, 11 rebounds and 10 assists vs. Golden State on 4/12 ... posted his seventh career triple-double with 17 points, a season-high 20 rebounds and a season-high 11 assists against Houston on 4/17 ... missed 33 total games due to injury: eight games with tendinitis, left and right knees (12/4-12/16), five games with a concussion (1/8-1/15) and 20 games with a torn plantar fascia, right foot (2/7-3/18) ... in the playoffs, in four games (all starts) against the Spurs, he averaged 14.0 points and 11.5 rebounds in 36.4 minutes ... recorded his first career playoff triple double with 11 points, 13 rebounds and 10 assists vs. San Antonio on 4/26.

**2011-12 (LA Lakers):** Appeared in 65 games (65 starts), averaged 17.4 points, 10.4 rebounds, 3.7 assists and 1.35 blocks in 37.4 minutes ... recorded 42 double-doubles and one triple-double ... scored 20-plus points 22 times, including one game with 30-plus points ... grabbed 10 or more rebounds 42 times ... handed out 10 or more assists two times ... ranked among league leaders in scoring (25th: 17.4), rebounds (7th: 10.4), assists (35th: 3.7), FG% (19th: .501), blocks (20th: 1.35) and minutes (24th: 35.2) ... posted 22 points and a season-high five blocks at Utah on 12/27 ... scored 26 points at MIA on 1/19 ... scored his 14,000th career point at Orlando on 1/20 ... scored 28 points (11-15 FG) at Minnesota on 1/29 ... posted 13 points and a season-high tying 17 rebounds at Denver on 2/3 ... tallied 16 points and a season-high tying 17 rebounds at Toronto on 2/12 ... grabbed his 7,000th career rebound vs. Portland on 2/20 ... posted 24 points and a season-high three steals at Dallas on 2/22 ... scored 27 points (13-16 FG) at Dallas on 3/21 ... totaled 19 points and a season-high tying 17 rebounds at Golden State on 3/27 ... posted a season-high 30 points to go with 13 rebounds at Phoenix on 4/7 ... recorded the fifth triple double of his career with 22 points, 11 rebounds and a season-high 11 assists at Golden State on 4/18 ... tallied 20 points, 14 rebounds and nine assists vs. Oklahoma City on 4/22 ... missed the season finale at Sacramento on 4/26, as he sat out for rest ... saw action in 12 playoff games (12 starts), averaging 12.5 points, 9.5 rebounds, 3.7 assists and 2.08 blocks in 37.0 minutes.

**2010-11 (LA Lakers):** Appeared in all 82 games (82 starts), and posted 18.8 points, 10.2 rebounds, 3.3 assists and 1.59 blocks in 37.0 minutes ... recorded 43 double-doubles and one triple-double ... scored 30 or more points three times and 20 or more points 39 times ... grabbed 10-plus rebounds 45 times ... ranked among league leaders in points (23rd/18.8), rebounds (sixth/10.2), field goal shooting (12th/.529), blocks (14th/1.59) and minutes (17th/37.0) ... was selected All-NBA Second Team ... was named a reserve to the Western Conference All-Star Team ... named Western Conference Player of the Week (10/31) ... scored 30 points vs. Toronto on 11/5 ... recorded his fourth career triple-double with 20 points, 14 rebounds and a season-high 10 assists vs. Portland on 11/7 ... grabbed a season-high 20 rebounds at Denver on 11/11 ... posted 28 points (10-10 FG, 8-8 FT), 9 rebounds and 5 assists vs. Golden State on 11/21, and became the third player in the NBA's shot-clock era to record a perfect shooting night from the field and line (minimum 25 points, five rebounds, five assists) ... recorded his 6,000th career rebound vs. Chicago on 11/23 ... scored his 13,000th point at Dallas on 1/19 ... recorded a season-high 34 points (13-17 FG, 8-9 FT) and 10 rebounds at New Orleans on 2/5 ... posted 30 points and a season-high 20 rebounds at Cleveland on 2/16 ... appeared in 10 playoff games (10 starts) and averaged 13.1 points, 7.8 rebounds, 3.8 assists and 1.70 blocks in 35.8 minutes.

**2009-10 (LA Lakers):** Appeared in 65 games (65 starts), where he averaged 18.3 points, 11.3 rebounds, 3.4 assists and 1.74 blocks in 37.0 minutes ... posted 40 double-doubles ... totaled 30-plus points two times, 20-plus points 28 times and 10-plus rebounds 40 times ... was named All-NBA Third Team ... was selected a Western Conference All-Star reserve for the third time in his career ... ranked among league leaders in field goal shooting (11th/.536), blocks (8th/1.74) and minutes (21st/37.0) ... was named Western Conference Player of the Week (3/22) ... posted 17 points, 20 rebounds and 7 assists vs. Minnesota on 12/11 ... totaled 16 points and 20 rebounds at Utah on 12/12 ... tallied 24 points and a career-high-tying 22 rebounds at Milwaukee on 12/16 ... became the sixth player in NBA history to post at least 21 points, 19 rebounds, eight assists and five blocks in a single game vs. San Antonio on 2/8 ... recorded his 2,000th career assist against Philadelphia on 2/26 ... scored 30 points at Houston on 3/27 ... scored his 12,000th career point, as he went for 26 points and a career-high tying 22 rebounds at New Orleans on 3/29 ... scored a season-high 32 points against San Antonio on 4/4 ... missed 11 games (10/27-11/17) with a right hamstring strain and six games (1/5-1/13) with a strained left hamstring ... appeared in 23 playoff games (23 starts) and averaged 19.6 points, 11.1 rebounds, 3.5 assists and 2.09 blocks ... scored the game-winning put-back layup in the final second at Oklahoma City 4/30 ... guided the Lakers to their 16th NBA Championship ... posted 25 points and a playoff career-high six blocks vs. Boston on 6/6 ... tallied 17 points, 13 rebounds and 9 assists vs. Boston on 6/15.

**2008-09 (LA Lakers):** Appeared in 81 games (81 starts) and averaged 18.9 points, 9.6 rebounds, 3.5 assists and 1.00 blocks in 37.0 minutes ... named All-NBA Third Team ... selected to his second Western Conference All-Star Team as a reserve ... ranked among league leaders in points (25th/18.9), rebounds (8th/9.6), field goal percentage (5th/.567), blocks (27th/1.00) and minutes (24th/37.0) ... posted 39 games with 20 or more points, including six games with at least 30 points ... recorded 38 games with 10 or more and one game with double-digit assists ... posted 37 double-doubles, including one triple-double ... led the Lakers in scoring 13 times, in rebounding 43 times, in assists 19 times and in blocks 28 times ... scored 34 points vs. Chicago on 11/18 ... missed only game of the season due to strep throat against New York on 12/16 ... recorded 33 points and 18 rebounds at Golden State on 1/7 ... totaled 31 points and 14 rebounds at New York on 2/2 ... tallied 31 points and 15 rebounds at Toronto on 2/4 ... named the Western Conference Player of the Week 2/8 ... posted his third career triple double with 12 points, 13 rebounds and a season-high 10 assists vs. Atlanta on 2/17 ... earned his second straight Western Conference Player of the Week (2/22) ... named Western Conference Player of the Month for February 2009 ... scored 30 points at Phoenix on 3/1 ... posted a season-high 36 points (14-19 FG), 11 rebounds and 7 assists at Brooklyn on 3/27 ... grabbed his 5,000th career rebound at Charlotte on 3/31 ... totaled 27 points and a season-high 19 rebounds against Denver on 4/9 ... totaled his 11,000th career point and 1,000th career blocked shot against Utah on 4/14 ... helped pace the Lakers to their 15th NBA Championship ... in 23 playoff games (23 starts), he averaged 18.3 points on .580 shooting from the field, 10.8 rebounds, 2.5 assists and 1.96 blocks in 40.5 minutes.

**2007-08 (Memphis/LA Lakers):** Appeared in 66 games (66 starts) and produced 18.9 points, 8.4 rebounds, 3.2 assists and 1.48 blocks in 35.6 minutes ... ranked among league leaders in field goal percentage (13th: .534) ... posted 24 games with 20 or more points, four games with 30 or more points and one game with 40 or more points ... recorded 25 games with 10 or more rebounds and 25 double-doubles ... tallied 31 points and 13 rebounds against Philadelphia on 12/22 ... posted 30 points and 12 rebounds at Indiana on 1/2 ... totaled a season-high 43 points and 11 rebounds at Golden State on 1/11 ... totaled 21 points, a season-high tying 18 rebounds and 8 assists at LA Lakers on 1/13 ... in his first game with Lakers, he totaled 24 points (10-15 FG) and 12 rebounds at Brooklyn on 2/5 ... recorded his 9,000th career point at Atlanta on 2/6 ... scored 30 points at Orlando on 2/8 ... posted 31 points and 10 rebounds at Sacramento on 3/4 ... tallied 25 points and a season-high 9 assists against Sacramento on 3/9 ... missed one game (2/3) with a sore back and nine games (3/16-3/30) with a sprained left ankle ... in 21 playoff games (21 starts), he averaged 16.9 points, 9.3 rebounds, 4.0 assists and 1.90 blocks in 39.8 minutes ... posted a playoff career-high 36 points, 16 rebounds and 8 assists against Denver on 4/20 ... grabbed a playoff career-high 19 rebounds against San Antonio on 5/29.

**2006-07 (Memphis):** Appeared in 59 games, where he averaged 20.8 points, 9.8 rebounds, 3.4 assists and 2.14 blocks ... missed the first 22 games of the season due to a broken fifth metatarsal in his left foot, which he suffered in the FIBA World Championships prior to the season ... missed one game during the season due to a hamstring injury ... scored 20 or more points 36 times, posted 30 or more points six times, grabbed 10 or more boards 33 times and recorded 33 double-doubles ... led the Grizzlies in scoring 26 times, in rebounds 39 times, in blocks 38 times and in assists nine times ... finished eighth in the NBA in blocks (2.14) and 11th in field goal percentage (.538) ... became the Grizzlies all-time leader

in points scored with his 7,809th career point at Toronto on 3/7 ... recorded a season-high 35 points, along with 15 rebounds against LA Lakers on 3/22 ... grabbed a season-high 17 rebounds at Denver on 1/22 and against Minnesota on 2/9 ... tied a franchise record and career high with 8 blocks against Sacramento on 1/29 ... posted back-to-back 30 point games against Indiana on 2/3 and against Houston 2/6 ... registered the second triple-double of his career with 17 points, 13 rebounds and a career-high tying 12 assists at Utah on 1/24.

**2005-06 (Memphis):** In 80 games (80 starts), he averaged 20.4 points, 8.9 rebounds, 4.6 assists and 1.91 blocks in 39.2 minutes ... was chosen for his first NBA All-Star Team, as a reserve for the West ... totaled 40 games with 20 or more points, 11 games with 30 or more points and one game with 40-plus points ... recorded 33 games with 10 or more boards, 33 double-doubles and one triple-double ... he led the team in scoring 40 times, in rebounds 44 times, in assists 39 times and in blocks 49 times ... he was named Western Conference Player of the Week two times (3/20-3/26, 2/27-3/2) ... ranked 19th in the NBA in scoring, 17th in rebounds, 13th in blocks and 11th in minutes ... scored a franchise-record and career-high 44 points vs. Oklahoma City on 3/28 ... became the franchise's all-time leading rebounder at New York on 3/24 when he grabbed his 3,072nd career rebound ... posted the first triple-double of his career with 21 points, 12 rebounds and 12 assists at Oklahoma City on 3/8 ... scored 39 points against Washington on 2/27 ... hit a buzzer-beater at Golden State on 2/13 ... set a franchise record with 10 straight field goals made without a miss against Sacramento on 1/10 ... grabbed a season-high 18 rebounds against Utah on 1/6 ... tallied 32 points, 13 rebounds, 5 assists and 3 blocks in a career-high 56 minutes vs. Detroit on 12/19 ... recorded 36 points, 15 rebounds and 5 assists at Dallas on 11/26 ... hit a buzzer-beater at Atlanta on 11/12 ... in four games against the Mavericks, he posted team-high averages of 20.3 points, 6.8 rebounds, 3.0 assists and 1.25 blocks.

**2004-05 (Memphis):** In 56 games (53 starts), he averaged 17.8 points, 7.3 rebounds, 2.4 assists and 1.66 blocks in 32.0 minutes ... posted 23 games with 20 or more points, two games with 30 or more points and 14 games with 10 or more rebounds ... recorded 14 double-doubles ... he led the team in scoring 26 times, in rebounds 25 times, in assists twice and in blocks 30 times ... finished tied for 11th in the NBA in field goal percentage (.514) ... blocked a season-high six shots against Miami on 4/8 ... placed on the injured list with plantar fasciitis in his left foot (1/25), where he missed 23 games ... scored 31 points against Indiana on 1/11 ... completed a four-point play against Indiana on 1/11 ... was named the Western Conference Player of the Week (1/2) ... totaled a season-high 34 points and 15 rebounds against Philadelphia on 12/3 ... missed three games (11/20-11/24) with a right ankle sprain ... posted 17 points and a season-high 18 rebounds at Sacramento on 11/19 ... averaged team highs with 21.3 points, 7.5 rebounds and 1.75 blocks during the four-game series in the playoffs against the Suns ... tallied 28 points, 16 rebounds and 5 assists in Game 2 at Phoenix.

**2003-04 (Memphis):** In 78 games (78 starts), he averaged 17.7 points, 7.7 rebounds, 2.5 assists and 1.69 blocks in 31.5 minutes ... scored in double figures in 76 of 78 games and scored 20 or more points 27 times, including 30 or more points two times ... registered 24 games with 10 or more rebounds, as well as 24 double-doubles ... led the team in scoring 35 times, in rebounds 36 times and in assists five times ... ranked 20th in NBA in field goal percentage (.482) and 18th in blocks ... missed the first game of his career due to a sore right foot (4/5), which snapped a string of 240 consecutive games played (sixth-longest active streak at the time) ... scored 32 points against Oklahoma City on 12/30 ... grabbed a season-high 18 rebounds against LA Clippers on 3/12 ... totaled 17 points, 10 rebounds, five assists and a career-high eight blocks vs. Phoenix on 2/20 ... scored a season-high 37 points at Cleveland on 1/29 ... scored his 3,000th career point vs. Boston on 10/31 ... averaged 18.5 points, 5.0 rebounds, 2.5 assists and 1.50 blocks in the playoffs.

**2002-03 (Memphis):** Appeared in 82 games (82 starts), where he posted 19.0 points, 8.8 rebounds, 2.8 assists and 1.80 blocks in 36.0 minutes ... ranked among league leaders in field goal percentage (ninth: .510), double-doubles (10th: 32), rebounds per game (12th: 8.8), blocks (14th: 1.80) and scoring (30th: 19.0) ... scored 10 or more points 73 times, 20 or more points 42 times and had 10-plus rebounds 34 times, along with 32 double-doubles ... led the Grizzlies in scoring 45 times, in rebounds 34 times and tied for the team lead in assists two times ... posted a season-high 7 blocks against Phoenix on 3/26 ... totaled 23 points and 17 rebounds against Boston on 3/3 ... recorded a double-double with 17 points and 11 rebounds in the got milk? Rookie Challenge game during 2003 NBA All-Star Weekend on 2/8.

**2001-02 (Memphis):** Won the NBA's Rookie of the Year Award and was named to the All-Rookie First Team ... in 82 games (79 starts), he averaged 17.6 points, 8.9 rebounds, 2.7 assists and 2.06 blocks ...

was the NBA's got milk? Western Conference Rookie of the Month for November, January and March ... he finished first among all rookies in scoring, rebounds, blocks, field goal percentage and blocks ... finished second among all rookies in minutes and was eighth in assists ... led the team in scoring 37 times and in rebounding 43 times ... scored in double figures in 72 of 82 games, including 30 games with 20-plus points and three games with 30-plus points ... posted 10 or more rebounds in 39 games and had 35 double-doubles ... scored a season-high 32 points, to go along with 14 rebounds against Houston on 4/5 ... scored 31 points vs. Toronto on 1/8 ... totaled 30 points (11-14 FG) and 10 rebounds at Milwaukee on 2/7 ... tallied 26 points and a season-high 17 rebounds against Orlando on 1/19 ... tallied 18 points, 11 rebounds and eight assists at Houston on 4/14 ... scored 27 points in his first career NBA start at Phoenix on 11/6.

**PERSONAL:** Parents are Marisa, a physician, and father, Agusti, a hospital administrator ... has two younger brothers: Adria and Marc, the latter a center for the Memphis Grizzlies, who played high school basketball at Lausanne in Memphis for two seasons before joining Pau's former team (F.C. Barcelona) ... Marc was drafted by the Lakers in the second round of the 2007 NBA Draft and subsequently was involved in the trade that sent Pau to the Lakers ... Pau and Marc have been teammates on the Spanish national team over the course of the last decade ... his parents both played second-division basketball in Spain ... his parents and brothers lived with him in Memphis during his rookie season ... he speaks three languages: Catalan, Spanish and English ... at the age of 18, he planned to become a doctor and attended a year of medical school at the University of Barcelona until pro basketball changed his plans ... he began playing at the age of seven, and started as a point guard until he was 13 ... his first contact with the NBA was at age 12, when he watched the original Dream Team on television win the 1992 Olympic Gold Medal in Barcelona ... he is an Ambassador for Spain's UNICEF Committee ... in the summer of 2005, he visited South Africa with UNICEF as an ambassador in the fight against AIDS ... he traveled to Angola in the summer of 2007 with UNICEF, where he visited a children's hospital and raised awareness for children with HIV and AIDS ... Pau has participated in UNICEF and the NBA's "Unite For Children, Unite Against AIDS Campaign" since its inception in 2006 and he is also an ambassador for FAD and the Youth Association "Sonar Despierto" ... in 2009-10 and 2010-11, he participated in the Hoops for St. Jude program (monetary donation for every point scored) ... in March of 2010, he announced a partnership with Children's Hospital Los Angeles (involved in community outreach initiatives on behalf of the hospital and interactions with Orthopaedic patients ... along with his brother, Marc, he took part in the NBA's Basketball without Borders event in Barcelona in September of 2010.

**NBA REGULAR SEASON STATISTICS**

Year	TEAM	G	MINS	FGM-FGA	PCT	FTM-FTA	PCT	FG3FG3A	FT%	OFF-DEF-TOT	RG	AST	AG	PF	DQ	STL	BLK	PTS	AVG
01-02	MEM	82	3007	551-1064	.518	338-477	.709	1-5	.200	238-492-730	8.9	223	2.7	195	2	41	169	1441	17.6
02-03	MEM	82	2948	569-1116	.510	416-565	.736	1-10	.100	192-528-720	8.8	229	2.8	220	3	34	148	1555	19.0
03-04	MEM	78	2458	506-1049	.482	365-511	.714	4-15	.267	206-394-600	7.7	198	2.5	185	1	44	132	1381	17.7
04-05	MEM	56	1790	357-695	.514	282-367	.768	1-6	.167	130-280-410	7.3	135	2.4	146	1	37	93	997	17.8
05-06	MEM	80	3135	600-1194	.503	425-611	.699	3-12	.250	191-522-713	8.9	371	4.6	184	1	46	153	1628	20.4
06-07	MEM	59	2133	462-858	.538	299-400	.748	3-11	.273	149-432-581	9.8	201	3.4	137	0	29	126	1226	20.8
07-08	MEM/LAL	66	2351	475-890	.534	292-362	.807	4-16	.250	155-398-553	8.4	211	3.2	139	0	30	98	1246	18.9
08-09	LAL	81	2999	592-1045	.567	343-439	.781	1-2	.500	262-518-780	9.6	284	3.5	172	0	52	81	1528	18.9
09-10	LAL	65	2403	452-844	.536	286-362	.790	0-5	.000	243-491-734	11.3	218	3.4	152	0	37	113	1190	18.3
10-11	LAL	82	3037	593-1120	.529	354-430	.823	1-3	.333	268-568-836	10.2	273	3.3	203	2	48	130	1541	18.8
11-12	LAL	65	2430	459-917	.501	204-261	.782	7-27	.259	183-495-678	10.4	237	3.6	127	0	37	88	1129	17.4
12-13	LAL	49	1655	270-579	.466	125-178	.702	8-28	.286	111-310-421	8.6	200	4.1	93	0	24	61	673	13.7
13-14	LAL	60	1884	425-885	.480	187-254	.736	4-14	.286	124-456-580	9.7	201	3.4	124	0	27	92	1041	17.4
14-15	CHI	78	2681	570-1153	.494	294-366	.803	12-26	.462	220-699-919	11.8	210	2.7	147	0	25	147	1446	18.5
15-16	CHI	72	2291	467-995	.469	229-289	.792	24-69	.348	155-638-793	11.0	294	4.1	148	1	42	146	1187	16.5
<b>TOTALS</b>		<b>1055</b>	<b>37202</b>	<b>7348-1440</b>	<b>.510</b>	<b>4439-5878</b>	<b>.755</b>	<b>74-24</b>	<b>.297</b>	<b>2827-7221-10048</b>	<b>9.5</b>	<b>3485</b>	<b>3.3</b>	<b>2372</b>	<b>11</b>	<b>553</b>	<b>1777</b>	<b>19209</b>	<b>18.2</b>

**NBA PLAYOFF STATISTICS**

Year	TEAM	G	MINS	FGM-FGA	PCT	FG3FG3A	FG3%	FTM-FTA	PCT	OFF-DEF-TOT	RG	AST	AG	PF	DQ	STL	BLK	PTS	AVG
03-04	MEM	4	134	28-49	.571	18-20	.900	0-0	---	4-16-20	5.0	10	2.5	10	0	4	6	74	18.5
04-05	MEM	4	133	39-80	.488	6-12	.500	1-1	1.000	15-15-30	7.5	10	2.5	12	0	2	7	85	21.3
05-06	MEM	4	158	29-67	.433	23-30	.767	0-1	.000	4-23-27	6.8	12	3.0	11	0	2	5	81	20.3
07-08	Mem-LAL	21	836	141-266	.530	72-104	.692	0-0	---	55-140-195	9.3	83	4.0	60	0	11	40	354	16.9
08-09	LAL	23	931	160-276	.580	100-140	.714	0-0	---	68-181-249	10.8	58	2.5	69	1	19	45	420	18.3
09-10	LAL	23	913	165-306	.539	120-158	.759	0-3	.000	92-163-255	11.1	81	3.5	63	1	9	48	450	19.6
10-11	LAL	10	358	47-112	.420	36-45	.800	1-2	.500	32-46-78	7.8	38	3.8	33	0	4	17	131	13.1
11-12	LAL	12	444	62-143	.434	24-29	.828	2-5	.400	38-76-114	9.5	44	3.7	36	0	6	25	150	12.5
12-13	LAL	4	146	25-52	.484	6-11	.545	0-0	---	7-39-46	11.5	26	6.5	4	0	2	3	56	14.0
14-15	CHI	10	317	56-115	.487	32-42	.762	0-4	.000	17-77-94	9.4	31	3.1	18	0	5	21	144	14.4
<b>TOTALS</b>		<b>115</b>	<b>4368</b>	<b>752-1466</b>	<b>.513</b>	<b>437-591</b>	<b>.739</b>	<b>4-16</b>	<b>.250</b>	<b>332-776-1108</b>	<b>9.6</b>	<b>393</b>	<b>3.4</b>	<b>316</b>	<b>2</b>	<b>64</b>	<b>217</b>	<b>1945</b>	<b>16.9</b>

## NBA ALL-STAR STATISTICS

Year	TEAM	G	MIN	FGM-FGA	PCT	FG3-FG3A	FG3%	FTM-FTA	PCT	OFF-DEF-TOT	R/G	AST	A/G	PF	DQ	STL	BLK	PTS	AVG
05-06	MEM	1	14	0-3	.000	0-0	---	0-0	---	6-6-12	12.0	1	1.0	1	0	0	0	0	0.0
08-09	LAL	1	17	5-7	.714	4-4	1.000	0-0	---	2-6-8	8.0	1	1.0	2	0	1	1	14	14.0
09-10	LAL	1	20	5-9	.556	3-3	1.000	0-0	---	2-4-6	6.0	0	0.0	3	0	1	0	13	13.0
10-11	LAL	1	24	8-13	.615	1-2	.500	0-1	.000	6-1-7	7.0	2	2.0	3	0	0	2	17	17.0
14-15	CHI	1	26	5-7	.714	0-0	---	0-0	---	4-8-12	12.0	2	2.0	0	0	1	1	10	10.0
15-16	CHI	1	15	3-7	.429	3-4	.750	0-1	.000	1-6-7	7.0	1	1.0	2	0	1	0	9	9.0
<b>TOTALS</b>		<b>6</b>	<b>116</b>	<b>26-46</b>	<b>.565</b>	<b>11-13</b>	<b>.846</b>	<b>0-2</b>	<b>.000</b>	<b>21-31-52</b>	<b>8.7</b>	<b>7</b>	<b>1.2</b>	<b>11</b>	<b>0</b>	<b>4</b>	<b>4</b>	<b>63</b>	<b>10.5</b>

## CAREER HIGHS

	REGULAR SEASON HIGHS	PLAYOFF HIGHS
<b>MINUTES:</b>	56, vs. Detroit, 12/19/05	49, at Orlando, 6/11/09
<b>POINTS:</b>	46, vs. Milwaukee, 1/10/15	36, vs. Denver, 4/20/08
<b>REBOUNDS:</b>	22 (2), at New Orleans, 3/29/10	19, vs. San Antonio, 5/29/08
<b>ASSISTS:</b>	14, vs. Portland, 2/27/16	10, vs. San Antonio, 4/26/13
<b>STEALS:</b>	4 (2), at Houston, 3/11/09	3 (2), at Denver, 5/29/09
<b>BLOCKS:</b>	9, vs. Denver, 1/1/15	6, vs. Boston, 6/6/10



# MANU GINOBILI

HEIGHT 6-6 | WEIGHT 205 | SEASON 15th  
BIRTHDATE 7/28/77  
BIRTHPLACE Bahia Blanca, Argentina



GUARD  
20

SELECTED BY SAN ANTONIO IN THE SECOND ROUND  
OF THE 1999 NBA DRAFT, 57TH OVERALL PICK

**CAREER NOTES:** Is in his 15th season in the NBA, all with the Spurs ... he and Bill Bradley are the only two players to win an Olympic gold medal, an NBA Championship and a Euroleague Championship ... the NBA's Sixth Man of the Year in 2008 ... named to the All-NBA Third Team in 2008 and 2011 (first South American – and first sixth man – to earn All-NBA honors) ... a two-time NBA All-Star (2005 and 2011) ... named to the NBA All-Rookie Second Team in 2003 ... has appeared in 923 regular season games, averaging 14.0 points, 4.0 assists, 3.7 rebounds and 1.37 steals in 26.3 minutes per contest ... has seen action in 197 playoff games, averaging 14.7 points, 4.2 rebounds, 3.9 assists and 1.37 steals in 28.9 minutes ... the Spurs all-time leader in 3PT-FG made (1,342) and attempted (3,636) ... among Spurs all-time leaders ranks second in steals (1,267), fourth in games played (923), FT made (3,184) and rebounds (3,398), fifth in points (12,950) and assists (3,655) ... in Spurs playoff history ranks first in steals (269), 3PT-FG made (309) and attempted (847), second in assists (772) and FT made (774), third in games played (197), points (2,903) and rebounds (820) ... among all-time leaders in career playoff action ranks third in 3PT-FG made (309) and 10th in games played (197) ... among active NBA players in postseason actions ranks third in steals (269), sixth in assists (747), seventh in free throws made (792), eighth in minutes played (5,686) and points (2,903), ninth in field goals made (901) ... selected by San Antonio in the second round of the 1999 NBA Draft with 57th overall pick ... signed with the Spurs on 7/18/02 ... has re-signed with San Antonio five times (7/15/04, 4/9/10, 7/11/13, 7/20/15 and most recently on 7/14/16) ... received the 2010 Konex Award of Light, which is the highest honor given by the Konex Foundation, based on his professional basketball accomplishments over the past decade ... in 2004 was named Argentina's Athlete of the Decade by TyC Sports (Argentina's version of ESPN) ... a three-time winner of Clarin's Premio Consagracion de Oro award (2002, 2004 and 2005) ... the annual award recognizes Argentina's athlete of the year ... named Fox Sports Español's Latin American Basketball Player of the Year three times (2003, 2004 and 2005) ... made his pro debut in Argentina with Andino in 1995–96 ... played for Argentina's Estudiantes Bahia Blanca in 1996-97 and 1997-98 ... then moved to Italy ... spent two seasons – 1998–99 and 1999–2000 – with Basket Viola Reggio Calabria before joining Virtus Bologna for the 2000–01 season ... the 2001 Euroleague Finals MVP ... named the Italian League MVP in both 2000–01 and 2001–02 ... has been a member of the Argentinean National Team since 1998 ... named to the All-Tournament Team at the 2002 World Championship leading Argentina to a silver medal ... led Argentina to a second place finish in the 2003 FIBA Americas Men's Olympic Qualifying Tournament ... named the MVP of the 2004 Olympics after leading Argentina to the gold medal, averaging 19.3 points, 4.0 rebounds, 3.3 assists and 1.38 steals in 29.9 minutes in eight games ... named to the All-Tournament Team for the 2006 World Championship ... averaged 15.1 points, 2.6 rebounds, 2.3 assists and 1.67 steals in nine games as Argentina finished in fourth place ... in the 2008 Olympics averaged 17.7 points and 3.9 assists in seven games as Argentina captured the bronze medal ... guided Argentina to the 2011 FIBA Americas Championship and a spot in the 2012 Olympics ... averaged 15.8 points, 4.0 assists, 3.0 rebounds and 1.50 steals in 28.2 minutes ... was named to the All-Tournament Team ... led Argentina to a fourth place finish at the 2012 Olympics in London, averaging 19.4 points, 5.4 rebounds, 4.1 assists and 1.6 steals in eight games ... represented Argentina at the 2016 Rio Olympics, averaging 15.0 points, 3.5 assists and 3.0 rebounds in 26.1 minutes in six games.

# MANU GINOBILI

**2015-16:** Appeared in 58 games, averaging 9.6 points, 3.1 assists, 2.5 rebounds and 1.14 steals in 19.6 minutes ... shot .453 (197-435) from the field, .391 (70-179) from three-point range and .813 (91-112) from the foul line ... scored in double figures 26 times, including three games with 20-or-more ... led the team in scoring three times, in assists on eight occasions and in steals 15 times ... handed out five-or-more assists in 10 games ... had 2-plus steals 16 times ... became the second player in NBA history to play 900 games with the team that drafted him outside of first round since 1966 (Calvin Murphy), when he participated in his 900th NBA contest vs. Cleveland on 1/14 ... set the record with teammates Tony Parker and Tim Duncan for all-time most regular season wins by a trio in NBA history (541) at Boston on 11/1 ... totaled a season-high 22 points (8-11 FG, 1-3 3FG, 5-5 FT) in 15 minutes vs. Sacramento on 3/5 after missing 12 games (surgical recovery) ... recorded 20 points (9-10 FG, 2-2 3FG) to go along with a season-best 5 steals, 4 rebounds, 4 assists and 2 blocks at Los Angeles Lakers on 1/22 ... finished with a game-high 20 points (7-10 FG, 5-6 3FG, 1-1 FT), 3 steals and 2 assists in 24 minutes vs. New Orleans on 3/30 ... tallied 13 points, 8 rebounds, 3 steals and 3 assists in 24 minutes at Boston on 11/1 ... totaled 15 points, 7 rebounds and 4 assists in 26 minutes vs. Boston on 12/5 ... registered 11 points, a season-high 8 assists and 3 rebounds in 18 minutes vs. Washington on 12/16 ... tallied 17 points (7-14 FG) with 4 rebounds and 3 assists in 23 minutes vs. Portland on 11/16 ... posted 17 points (5-7 FG, 3-3 3FG, 4-5 FT) and 3 rebounds in 19 minutes at Atlanta on 12/12 ... dished out a team-high 7 assists to go along with 11 points and 2 steals in 18 minutes at Oklahoma City on 10/28 ... recorded 17 points to go along with 4 rebounds, 3 assists and 2 steals in 25 minutes at Toronto on 12/9 ... contributed 16 points, 5 rebounds and 3 assists in 22 minutes vs. New York on 1/8 ... missed one game with an adductor strain (11/14) ... missed two games with bilateral hip tightness (11/18-11/20) ... missed 12 games due to surgical recovery (2-5/3) ... sat out nine games due to rest ... saw action in all 10 playoff games, averaging 6.7 points, 2.7 rebounds and 2.5 assists in 19.2 minutes ... shot .426 (20-47) from the field, .429 (9-21) and .783 (18-23) from the foul line ... scored in double figures twice ... played in his 194th playoff game moving into ninth place on the NBA's all-time postseason games played list passing Danny Ainge and Karl Malone in Game 3 at Oklahoma City on 5/6 ... his 194th postseason contest also saw him pass Ainge to become the all-time leader in playoff games played by 2nd round draft picks ... registered 11 points (5-8 FG, 1-2 3FG), 3 rebounds and 2 steals in 22 minutes in Game 2 vs. Oklahoma City on 5/2 ... contributed 11 points (3-5 FG, 3-4 3FG, 2-2 FT), 5 assists and 3 rebounds in 27 minutes in Game 3 at Memphis on 4/22.

**2014-15:** Appeared in 70 games, averaging 10.5 points, 4.0 assists and 3.8 rebounds in 22.7 minutes ... only player in NBA history to average 10.0 points, 4.0 assists and 3.0 rebounds in less than 23.0 minutes ... shot .426 (251-589) from the floor, .345 (89-258) from three-point range and .721 (147-204) from the charity stripe ... scored in double figures 35 times, including six games with 20-or-more ... distributed 10-or-more assists three times ... led team in scoring five times, assists 22 times and steals 18 times ... posted two double-doubles on the season ... became the all-time leader in NBA history for the most career games with at least 15 points and 5 assists off the bench when he accomplished the feat for the 62nd time with 17 points and 5 assists in 26 minutes at Golden State on 11/11 ... now has 68 such games in his career ... marked his 500th win as part of a trio with Tony Parker and Tim Duncan, second-most in NBA history, posting 10 points, 4 rebounds and 3 assists in 25 minutes at LA Clippers on 11/10 ... scored a season-high 28 points (10-18 FG) to go with 4 assists, 3 rebounds and 2 steals in 26 minutes vs. Indiana on 11/26 ... scored 19 points and dished out 10 assists in 27 minutes vs. LA Clippers on 12/22, his fourth career double-double with points and assists off the bench ... registered back-to-back double-doubles by handing out 13 assists, the third-highest total of his career, to go with 11 points and 7 rebounds in 25 minutes the next game vs. Oklahoma City on 12/25 ... posted 26 points (9-17 FG, 5-8 3FG), 7 rebounds and 3 assists in 29 minutes vs. New Orleans on 12/31 ... scored 27 points (10-14 FG, 3-6 3FG, 4-6 FT) in just 24 minutes at Charlotte on 1/14 ... opened the season with 20 points (6-13 FG, 6-7 FT) and 6 assists in 28 minutes vs. Dallas on 10/28 ... scored 21 points (5-15 FG, 6-7 FT) to go with 5 assists and 4 rebounds in 26 minutes at Sacramento on 11/15 ... shot a perfect 5-5 from beyond the arc on his way to 17 points, 7 assists and 6 rebounds in 28 minutes at Memphis on 12/5 ... recorded 21 points, 8 rebounds, 8 assists in 41 minutes vs. Memphis on 12/17, marking the first time he has hit 20-8-8 in a single game in his career ... tied his career-high with 4 blocks in 19 minutes vs. Utah on 1/18 ... posted 13 points (5-9 FG), 10 assists and 6 rebounds in 29 minutes vs. Orlando on 2/4 ... set the record with Tim Duncan and Tony Parker for most games played by a trio in NBA history (730) at Oklahoma City on 4/7 ... missed one game vs. Minnesota on 12/6 with a left shoulder impingement ... missed one game at Portland on 12/15 with a low back contusion ... sat out the 1/10 game at Minnesota with back spasms ... missed one game vs. Toronto on 3/10 due to gastroenteritis ... missed four games (3/17-3/22) with a sprained right ankle ... sat out four games due to rest ... appeared in all seven playoff games, averaging 8.0 points, 4.6 assists and 3.4 rebounds in 18.7 minutes ... scored in double-figures three times ... moved into third all-time in postseason three-point field goals (300), passing Kobe Bryant ... passed Michael Jordan for 10th all-time in individual postseason wins (120).

**2013-14:** Appeared in 68 games, starting three, averaging 12.3 points, 4.3 assists, 3.0 rebounds and 1.03 steals in 22.8 minutes ... shot .469 (294-627) from the floor, .349 (90-258) from three-point range and .851 (160-188) from the charity stripe ... scored in double figures 43 times, including 10 games with 20-or-more ... distributed 10-or-more assists twice ... led team in scoring eight times, assists 20 times and steals 16 times ... posted one double-double on the season ... tallied a season-high 29 points (9-17 FG, 4-5 3FG, 7-7 FT), 7 rebounds and 5 assists in 25 minutes vs. Portland on 1/17 ... posted a double-double with 11 points and a season-high 12 assists in 28 minutes vs. New York on 1/2 ... recorded 28 points (9-16 FG, 4-9 3FG, 6-6 FT), 3 rebounds, 3 assists and 2 steals in 30 minutes vs. Sacramento on 12/29 ... tallied 26 points (8-11 FG, 4-6 3FG, 6-6 FT), 4 rebounds and 3 assists in 26 minutes vs. Memphis on 4/6 ... pulled down a season-high 9 rebounds in 30 minutes at Utah on 11/15 ... distributed 11 assists in 27 minutes vs. Houston on 11/30 ... tallied 20 points (7-14 FG, 3-7 3FG, 3-3 FT), 3 rebounds and 3 assists at LA Lakers on 11/1 ... tallied 16 points (5-10 FG, 4-7 3 FG, 2-2 FT), 9 assists and 5 rebounds in 23 minutes at Toronto on 12/10 ... posted 20 points (6-10 FG, 2-4 3FG, 6-8 FT), 9 assists and 4 rebounds in 26 minutes vs. Minnesota on 12/13 ... tallied 24 points, 7 assists, 6 rebounds and 2 steals in 27 minutes at Phoenix on 12/18 ... posted 18 points (4-7 FG, 1-2 3FG, 9-9 FT), 5 rebounds and 2 assists in 25 minutes vs. Toronto on 12/23 ... tallied 22 points (8-17 FG, 3-7 3FG, 3-3 FT) and 3 rebounds in 25 minutes vs. Houston on 12/25 ... recorded 16 points (6-10 FG, 0-2 3FG, 4-5 FT), 5 rebounds, 4 assists in 19 minutes at Portland on 2/19 ... tallied 16 points (6-11 FG, 1-3 3FG, 3-3 FT), 9 assists and 3 steals in 28 minutes vs. Detroit on 2/26 ... posted 15 points, 7 assists and 4 rebounds in 23 minutes vs. Dallas on 3/2 ... tallied 24 points (10-17 FG, 2-7 3FG, 2-3 FT), 5 assists and 3 rebounds in 27 minutes vs. Orlando on 3/8 ... recorded 22 points (9-11 FG, 4-5 3FG) in 21 minutes at Chicago on 3/11 ... posted 21 points (8-11 FG, 2-5 3FG, 3-4 FT) in 25 minutes vs. Utah on 3/16 ... missed 10 games with tightness in left hamstring (1/8-1/12) (1/29-2/12) ... missed four games with rest (12/19, 3/22, 4/3, 4/11) ... appeared in all 23 playoff games, averaging 14.3 points to go along with 4.1 assists, 3.3 rebounds and 1.57 steals in 25.5 minutes ... shot .439 (104-237) from the field, .390 (41-105) from behind the line and .862 (81-94) from the free throw stripe ... swiped 36 total steals, second-best in his postseason career (2002-03) ... scored double figures in 17 playoff games, including four games with 20-or-more ... handed out 5-or-more assists in 10 games ... averaged 17.7 points, 3.7 rebounds, 4.6 assists and 2.29 steals in the First Round vs. Dallas ... tallied 27 points (9-12 FG, 5-6 3FG, 4-7 FT) on 4/23 in Game 2 vs. Dallas Mavericks ... set a playoff career-high with 6 steals to go along with 20 points (5-7 FG, 2-3 3FG, 8-9 FT) in Game 7 vs. Dallas on 5/4 to close out the series ... scored 23 points (8-13 FG, 6-9 3FG) in Game 3 at Oklahoma City Thunder on 5/25 ... registered 19 points (7-9 FG, 3-4 3FG, 2-2 FT) in Game 5 vs. Oklahoma City on 5/29 to help Spurs go up 3-2 ... posted 15 points, 6 rebounds, 5 assists and 4 steals at Oklahoma City in Game 6 to close out the series ... tied a playoff career high with 11 assists to go along with 16 points (5-10 FG, 3-6 3FG, 3-3 FT), 5 rebounds and 3 steals in Game 1 of the NBA Finals vs. Miami Heat on 6/5 ... finished with 19 points (6-11 FG, 3-6 3FG, 4-5 FT), 4 rebounds and 4 assists in Game 5 vs. Miami on 6/15.

**2012-13:** Appeared in 60 games, averaging 11.8 points, 4.6 assists, 3.3 rebounds and 1.33 steals in 23.2 minutes ... shot .425 (229-539) from the floor, .353 (83-235) from downtown and .796 (164-206) from the free throw line ... scored in double figures 37 times, including 20-or-more seven times ... led the team in points five times, assists 15 times, steals 17 times and blocks five times ... handed out 5-or-more assists 28 times ... posted one double-double ... dished out a career-high 15 assists to go along with 9 points, 4 rebounds and 2 steals in 22:56 minutes vs. Sacramento on 3/1 ... recorded a season-high 23 points (7-12 FG, 5-9 3FG, 4-4 FT), 3 assists and 3 steals in 23:37 minutes vs. Houston on 12/28 ... tallied 14 points and 10 assists in 26 minutes vs. Cleveland on 3/16 ... finished with 10 points, 6 assists, a season-high 6 steals and 5 rebounds in 35:01 minutes vs. Memphis on 12/1 ... registered 19 points, a season-high 8 rebounds and 4 assists in 28:27 minutes vs. L.A. Lakers in 1/9 ... finished with 20 points (7-10 FG, 5-7 3FG, 1-2 FT) and 4 assists in 23:14 minutes vs. Denver on 11/17 ... tallied 20 points, including 6 three's, 5 assists and 4 rebounds in 23:32 minutes at Orlando on 11/28 ... finished with 22 points (7-12 FG, 3-7 3FG, 5-6 FT), 6 assists and 5 rebounds in 36:29 minutes at Houston on 12/10 ... registered 20 points (6-12 FG, 2-5 3FG, 6-6 FT), 5 assists and 5 rebounds in 25:17 minutes at Dallas on 12/30 ... registered 21 points (7-13 FG, 2-5 FT, 5-5 FT), 5 rebounds and 4 assists in 24:44 minutes at New Orleans ... finished with 18 points (7-14 FG, 3-5 3FG, 1-1 FT), 9 assists and 3 rebounds in 26:15 minutes vs. Chicago on 3/6 ... tallied 16 points and 7 assists in 28:01 minutes vs. Golden State on 3/20 ... missed the first two games of the season with back spasms ... missed four games (1/16-1/21) with a left hamstring strain ... missed five games (2/2-2/11) with tightness, left hamstring ... missed nine games (3/31-4/15) with a strained right hamstring ... appeared in all 21 playoff games, starting three, averaging 11.5 points, 5.0 assists, 3.7 rebounds and 1.14 steals in 26.7 minutes ... scored in double figures 11 times, including 20-or-more twice ... recorded two double-doubles ... hit the game-winning three-pointer with 1.2 seconds remaining in double-overtime vs. Golden State on 5/6 in Game 1 of the WC Semifinals ... finished the game with 16 points, 11 assists and 7 rebounds in 36:00 minutes... notched 13 points, 7 assists and 5 rebounds in 19:00 minutes vs. L.A. Lakers on 4/24 in Game

2 of the first round ... tallied 21 points, 4 rebounds, 3 assists and 3 steals in 36:47 minutes at Golden State on 5/12 in Game 4 of the WC Semifinals ... tied a playoff career-high with 11 assists at Golden State on 5/16 in Game 6 of the WC Semifinals ... posted 19 points, 7 rebounds and 5 assists in 29:42 minutes at Memphis on 5/25 in Game 3 of the WC Finals ... in his first postseason start, recorded a double-double with a playoff-high 24 points (8-14 FG, 1-4 FG, 7-8 FT) and 10 assists vs. Miami on 6/16 in Game 5 of the Finals.

**2011-12:** Appeared in 34 games, starting in seven games, averaging 12.9 points, 4.4 assists and 3.4 rebounds in 23.5 minutes ... shot .526 (150-285) from the floor, .413 (52-126) from the three point line and .871 (88-101) from the free throw line ... scored in double figures 20 times, including 20-or-more nine times ... led the team in points six times, assists seven times, steals six times and blocks twice ... scored his 10,000th career-point vs. L.A. Lakers on 4/11 to become just the fifth Spurs in franchise history to surpass the 10,000-point plateau ... scored a season-high 24 points in the season opener vs. Memphis on 12/26 ... tied a season-high with 24 points (6-10 FG, 5-8 3FG, 7-7 FT) and dished out 6 assists vs. Los Angeles Clippers on 12/28 ... finished with 23 points (9-10 FG, 5-6 3FG) vs. Utah on 13/31 ... handed out a season-high 8 assists vs. Minnesota on 3/21 ... tallied 22 points (6-10 FG, 4-6 3FG, 6-6 FT) 6 assists and 3 rebounds vs. L.A. Clippers on 3/9/12 ... tallied 23 points while knocking down 14-of-15 free throws vs. Utah on 4/8 ... finished with 20 points (6-9 FG, 3-4 3FG, 5-5 FT), 7 assists and 6 rebounds vs. L.A. Lakers on 4/20 ... missed 22 games with a fractured fifth metacarpal suffered at Minnesota on 1/2/12 ... returned to action on 2/11 at New Jersey ... suffered a left internal oblique strain at L.A. Clippers on 2/18 and missed the next five games ... was inactive for four games ... registered one DNP-CD ... appeared in all 14 playoff games, starting in two, averaging 14.4 points, 4.0 assists and 3.5 rebounds in 27.9 minutes... shot .448 (65-145) from the field, .338 (23-68) from beyond the arc and .857 (48-56) from the free-throw line ... scored in double figures in 10 games, including three games with 20-or-more and one game with 30-or-more ... led the team in scoring on three occasions ... recorded a postseason-high 34 points (11-21 FG, 5-10 3FG, 7-8 FT), 7 assists and 6 rebounds in Game 5 vs. Oklahoma City on 6/4 ... tallied 26 points, 5 rebounds and 4 assists in Game 1 vs. Oklahoma City on 5/27 ... recorded 22 points, 3 rebounds and 3 assists in Game 1 vs. L.A. Clippers on 5/15 ... finished with 6 points, a postseason-high 10 assists and 5 rebounds in Game 3 at Utah on 5/5.

**2010-11:** Named to the All-NBA Third Team ... appeared in 80 games, including 79 starts, averaging 17.4 points, 4.9 assists, 3.7 rebounds and 1.54 steals in 30.3 minutes ... shot .433 (441-1,018) from the field, .349 (154-441) from the three-point line and .871 (357-410) from the free throw line ... ranked 11th in the NBA in steals per game and 12th in free throw percentage ... scored in double figures 67 times, including 34 20-plus performances, and two 30-plus contests ... led the team in scoring 30 times, rebounds four times, assists 24 times, steals 34 times, and blocks eight times ... selected to play in the 2011 All-Star game in Los Angeles, his second All-Star selection ... in mid-November, Ginobili received the 2010 Konex Award of Light, which is the highest honor given by the Konex Foundation, based on his professional basketball accomplishments over the past decade ... made 44 consecutive free-throws from 1/9 vs. Minnesota to 1/24 at Golden State, which is the longest streak of his career ... finished with a season-high 35 points (10-22 FG, 13-16 3FG), 8 assists, 6 rebounds and 2 steals in 36 vs. Memphis on 2/27 ... knocked down the game-winner as time expired for a 92-90 Spurs win vs. Milwaukee on 12/15 ... finished the night with 26 points (9-13 FG, 2-3 3FG, 6-9 FT), 6 rebounds and 4 assists in 30 minutes ... closed out the month on November posting five straight 20-plus games: registered 25 points (8-17 FG, 3-7 3FG, 6-6 FT), a season-high 9 assists and 6 rebounds in 35 minutes vs. Orlando on 11/22 ... finished with 26 points (8-17 FG, 4-10 3FG, 6-7 FT), 6 rebounds and 6 assists in 38 minutes at Minnesota on 11/24 ... tallied 31 points (9-16 FG, 4-8 3FG, 9-9 FT), 4 assists and 3 rebounds in 34 minutes vs. Dallas on 11/26 ... recorded 23 points (8-17 FG, 3-8 3FG, 4-4 FT), 8 assists and 7 rebounds in 34 minutes at New Orleans on 11/28 ... finished out the month with 27 points (8-13 FG, 3-7 3FG, 8-9 FT), 6 rebounds, a season-high 5 steals and 3 assists at Golden State on 11/30 ... tied a season-high with 9 assists to go along with 15 points in 38 minutes vs. Memphis on 12/18 ... recorded 24 points (7-12 FG, 3-6 3FG, 7-8 FT), 8 rebounds, 6 assists and a season-high tying 5 steals at Boston on 1/5 ... finished with 19 points, a season-high 9 rebounds and 6 assists in 29 minutes at Minnesota on 1/11 ... put up 26 points (8-15 FG, 8-9 FG), 6 rebounds, and 7 assists in 35 minutes at Utah on 1/26 ... registered 26 points (8-16 FG, 9-10 FT), 6 rebounds, 5 assists, and 3 steals in 33 minutes vs. New Jersey on 2/25 ... scored 28 points (9-18 FG, 4-9 3FG, 6-6 FT) in 31 minutes vs. Golden State on 3/21 ... posted 23 points, 7 rebounds, and 6 assists in 39 minutes at Houston on 4/1 ... diagnosed with a left quad contusion and was inactive vs. Portland on 3/28 ... was inactive at L.A. Lakers on 4/12 ... missed the Game 1 of the Spurs first round series vs. Memphis with a sprained right elbow ... started in all five games he appeared in, averaging a team-best 20.6 points, 4.2 assists, 4.0 rebounds and 2.60 steals in 34.8 minutes ... led the NBA in steals during the playoffs ... scored in double figures in five games ... posted 33 points (10-18 FG, 4-6 3FG, 9-10 FT), 6 rebounds, 4 assists and 4 steals in 42 minutes in Game 5 vs. Memphis on 4/27.

**2009-10:** Saw action in 75 games, including 21 starts, averaging 16.5 points, 3.8 rebounds, a career-high 4.9 assists and 1.37 steals in 28.7 minutes... shot .441 (398-903) from the floor, .377 (132-350) from three-point range and .870 (309-355) from the free throw line... ranked 11th in the NBA in FT% ... scored in double figures 59 times, including 18 20-plus games, five 30-plus games and one 40-plus game ... led the team in scoring 20 times, assists 37 times, steals 30 times and blocks 11 times ... earned Western Conference Player of the Week honors for the week of 3/22-28, averaging 25.8 points, 5.0 assists and 4.5 rebounds leading the Spurs to a 3-1 week ... posted three double-doubles ... enjoyed an incredible second half of the season ... averaged 21.4 points, 5.6 assists, 4.2 rebounds and 1.31 steals while shooting .481 (208-432) from the field and .389 (61-157) from three-point land in 30 games after the All-Star Break ... in his first 46 games of the season, averaged 13.4 points, 4.5 assists, 3.5 rebounds and 1.41 steals while shooting .403 (190-471) from the field and .368 (71-193) from three-point range ... posted a season-high 43 points (13-25 FG, 14-17 FT), 6 rebounds and 5 assists in 35 minutes vs. Orlando on 4/2 ... finished with 38 points (12-23 FG, 7-11 3FG, 7-7 FT), 7 rebounds, 5 assists and 2 steals in 37 minutes at Cleveland on 3/8 ... tallied 38 points (12-26 FG, 5-11 3FG, 9-10 FT) and 6 assists in 45 minutes at Atlanta on 3/21 ... recorded 36 points (8-15 FG, 6-8 3FG, 14-16 FT), 8 assists and a career-high 4 blocks in 32 minutes vs. Toronto on 11/9 ... posted 32 points (10-22 FG, 2-5 3FG, 10-11 FT), 17 of those coming in the fourth quarter, 5 rebounds and 5 assists in 37 minutes at L.A. Lakers on 4/4 ... registered a double-double with 23 points (10-15 FG, 2-4 3FG) and season-high 11 assists in 22 minutes vs. Golden State on 3/19 ... had 18 points and 10 assists in 32 minutes vs. Houston on 3/31 ... just missed a triple-double with 14 points, 10 assists and 9 rebounds in 28 minutes vs. Minnesota on 12/29 ... posted 28 points (10-18 FG, 6-8 FT), 6 rebounds, 5 assists in 33 minutes vs. New York on 3/10 ... grabbed a season-high 10 rebounds at Houston on 2/26 ... registered 26 points (9-18 FG, 7-8 FT), 9 rebounds, 4 assists and 2 steals in 34 minutes vs. Oklahoma City on 2/24 ... missed five games from 11/19-27 due to strained left groin ... missed one game (at NJN on 3/29) due to back spasms ... started all 10 playoff games, averaging 19.4 points, 6.0 assists, 3.7 rebounds and 2.60 steals in 35.2 minutes ... led the NBA in steals per game during the playoffs ... scored in double figures in nine playoff games... pitched in playoff season-high 27 points twice: (9-20 FG, 6-7 FT) in Game 1 at Phoenix on 5/3 and (10-17 FG, 4-9 3FG) in Game 3 vs. Phoenix on 5/7 ... scored 26 points (7-19 FG, 10-12 FT) and dished out 5 assists in 38 minutes in series-clinching game vs. Dallas on 4/29 ... dished out a playoff career-high 11 assists to go along with 11 points in 40 minutes in Game 2 at Phoenix on 5/5... tallied 26 points (10-17 FG, 3-7 3FG, 3-3 FT), 4 rebounds, 6 assists, 3 steals in 40 minutes in Game 1 at Dallas on 4/18... tied playoff career-high with 5 steals in Game 4 vs. Phoenix on 5/9.

**2008-09:** Appeared in 44 games, including seven starts, averaged 15.5 points, 4.5 rebounds, 3.6 assists and 1.45 steals in 26.8 minutes ... shot .454 (223-491) from the floor, .330 (69-209) from three-point range and .884 (168-190) from the line ... ranked 11th in the NBA in FT% ... scored in double figures 36 times, including eight 20-plus games and three 30-plus games ... led the team in scoring six times, assists five times, rebounding twice, steals 20 times and blocks seven times ... missed time due to two injuries ... underwent successful arthroscopic surgery (the surgery was performed in Los Angeles by Dr. Richard Ferkel) on 9/3 to repair the posterior impingement of his left ankle ... the injury was originally suffered during the 2008 Western Conference Finals and re-aggravated during the 2008 Olympics ... missed the first 12 games of the season ... suffered stress reaction of distal right fibula on 2/11 at Toronto and missed the next 19 games ... returned to action on 3/25 vs. Golden State and appeared in six games before suffering a stress fracture of distal right fibula ... the injury caused him to miss the final six games of the regular season and the entire 2009 postseason ... tallied 30 points, including a perfect 18-of-18 from the free throw line, 9 rebounds, 3 assists and 2 steals at Phoenix on 1/29 ... his perfect night from the charity stripe set a new Spurs record for most free throws made in a game surpassing Tim Duncan's record of 17-of-17 from the foul line back on 1/17/02 vs. Utah ... made his season debut at Memphis on 11/24 finishing with 12 points, 4 rebounds and an assist in 11:16 minutes ... twice posted a season-high 32 points: 32 points (12-23 FG, 4-7 3FG, 4-5 FT), 7 rebounds, 4 assists and 3 steals in 33:36 minutes at Toronto on 2/11 ... 32 points (10-23 FG, 1-6 3FG, 11-12 FT), 3 assists, 3 rebounds and 2 steals in 34:39 minutes at Golden State on 2/2 ... posted 27 points (8-12 FG, 5-7 3PT-FG, 6-6 FT), 5 rebounds and 3 assists vs. Atlanta on 12/10 ... netted 27 points (9-15 FG, 4-8 3FG, 5-6 FT) in 30:17 minutes vs. L.A. Lakers on 1/14 ... finished with 26 points (8-10 FG, 4-4 3 FG, 6-7 FT), 8 rebounds, 3 assists and 2 steals in just 20:38 minutes vs. Indiana on 1/20 ... finished with 17 points, a season-high 9 rebounds and 5 assists at New Orleans on 12/17 ... posted 20 points, 4 rebounds and 4 assists vs. Memphis on 12/27 ... tallied 13 points, 6 rebounds, 6 assists and 5 steals in 23:37 at Memphis on 1/2 ... scored 10 of his 13 points in the fourth quarter, including a perfect 8-of-8 on free throws in the final minute, to go along with a season-high tying 9 rebounds, 5 assists and 4 steals in 29:14 minutes at Utah on 1/27 ... was inactive at New York on 2/17 and at Denver on 2/3.

**2007-08:** Named to the All-NBA Third Team ... first South American – and first sixth man – to earn All-NBA honors ... named the NBA's Sixth Man of the Year ... averaged 19.5 points, 4.8 rebounds, 4.5 assists

and 1.47 steals in 31.0 minutes ... shot .460 (453-984) from the field, .401 (156-389) from three-point land and .860 (380-442) from the line ... earned 23 starts in 74 games ... ranked 32nd in scoring, 28th in assists, 17th in steals, 17th in 3PT-FG made, 30th in 3PT-FG percentage, 16th in FT made and 16th in FT percentage ... the only player in the NBA to rank among the top 40 in each of these seven statistical categories (despite ranking 94th in the league in minutes) ... the first reserve to lead his team in scoring since Chris Gatling (Dallas) and Dominique Wilkins (San Antonio) in the 1996-97 season ... in 51 games as a reserve averaged 18.2 points in 29.0 minutes while averaging 22.4 points in 35.4 minutes in 23 games as a starter ... named the Western Conference Player of the Week on 2/25 after averaging 30.7 points, 6.3 assists and 4.7 rebounds in a perfect 3-0 week ... led the team in scoring 28 times and in assists 28 times ... posted five double-doubles ... scored in double figures 65 times with 20-or-more 34 times and 30-or-more 11 times ... scored a season-high 46 points (15-20 FG, 8-11 3PT-FG, 8-9 FT) – to go along with 8 assists, 5 rebounds and 3 steals – at Cleveland on 2/13 (had 18 points, 4 assists and 3 rebounds in the fourth quarter) ... two games later had 44 points (13-18 FG, 7-9 3PT-FG, 11-12 FT) at Minnesota on 2/21 ... scored 16 points in the fourth quarter, including a game-winning 16-foot jumper with 6.2 seconds left, to lead the Spurs to a 100-99 victory ... those two games were part of a five-game stretch (from 2/11 to 2/23) in which he averaged 34.4 ppg and 6.6 apg in 37.4 mpg while shooting .640 (55-86) from the field and .591 (26-44) from three-point land (the highest scoring five-game run by a Spur since David Robinson averaged 35.6 ppg from 3/19-to-3/27/94) ... with Tim Duncan out of the lineup scored 37 in back-to-back games: had 37 points, 6 assists, 4 rebounds and 2 steals in 39:01 minutes as a starter at Dallas on 12/5 ... then posted 37 points, 8 rebounds, 6 assists and 3 steals off the bench vs. Utah on 12/7 ... had 34 points and a career-high 15 rebounds at Toronto on 2/11 ... finished with 13 points and a career-best 14 assists vs. Denver on 3/10 ... missed a total of eight games due to injury: five with a sprained left index finger (12/26-1/4) and three due to a mild strain of his left adductor (4/11-4/14) ... in the 2008 Playoffs averaged 17.8 points, 3.9 assists and 3.8 rebounds in 32.9 minutes ... started 6 of 17 games ... scored in double figures 13 times with 20-or-more eight times ... had 31 points, 6 assists and 4 rebounds in Game 3 vs. New Orleans on 5/8 ... scored 30 points (9-15 FG, 5-7 3PT-FG, 7-7 FT) in Game 3 vs. Los Angeles on 5/25 ... suffered a posterior impingement of his left ankle in the first round versus Phoenix ... the injury hampered him for the remainder of the playoffs ... following a rest and rehabilitation process he was cleared to play in the 2008 Olympics ... in the semifinals of the tournament, vs. the United States on 8/22, he re-aggravated the injury.

**2006-07:** Appeared in 75 games ... averaged 16.5 points, 4.4 rebounds, 3.5 assists and 1.45 steals in 27.5 minutes ... shot .464 (396-854) from the field, .396 (128-323) from three-point land and .860 (320-372) from the line ... only player in the NBA in the 2006-07 season to average over 15 points per game while playing under 30 minutes per contest ... led the team in scoring 21 times, in assists 14 times and in steals 35 times ... scored in double figures 64 times with 20-or-more 15 times and 30-or-more five times ... set a franchise record by scoring 24 consecutive points at Atlanta on 2/21 (during the run – which lasted from 2:27 in the first to 9:40 in the second – he hit 8-9 FG and 7-7 FT and the Spurs went from leading 15-14 to up 39-23) ... finished the game with a season-high 40 points in 32:17 minutes ... had 34 points (10-15 FG, 6-8 3PT-FG, 8-9 FT) and a season-high 5 steals in 27:23 minutes at Memphis on 1/7 ... scored 32 points at Phoenix on 2/1 ... twice finished with 31 points: in 26:57 minutes vs. Orlando on 3/2 and in 29:03 minutes at Sacramento on 3/8 ... named the Western Conference Player of the Week on 3/12 ... for the week averaged 19.3 points, 5.0 rebounds and 3.5 assists as the Spurs posted a 4-0 record ... started 36 games ... averaged 16.4 points in 28.9 minutes as a starter vs. 16.7 points in 26.2 minutes off the bench ... after moving to the bench on 1/28 at Los Angeles the Spurs went on a 27-7 run (including a 13-game winning streak from 2/13-3/13) ... missed five games (11/26-12/2) with a lower back contusion ... was on the inactive list for the final two games of the regular season ... averaged 16.7 points, 5.5 rebounds, 3.7 assists and 1.65 steals in 30.1 minutes in the 2007 Playoffs ... shot .401 (99-247) from the field, .384 (38-99) from three-point land and .836 (97-116) from the line ... scored in double-figures 15 times in the postseason ... averaged 17.8 points and 5.8 rebounds in the Finals ... scored a game-high 27 points in 33:26 minutes in Game 4 at Cleveland on 6/14 ... had 25 points and 6 rebounds in 28:07 minutes in Game 2 vs. Cleveland on 6/10 ... posted three double-doubles in the postseason: finished with 26 points and 10 rebounds in Game 5 at Phoenix on 5/16, finished with 33 points, 11 rebounds and 6 assists and 4 steals in Game 6 vs. Phoenix on 5/18 and had 23 points, 10 assists and 4 rebounds in Game 1 vs. Utah on 5/20 ... Spurs were 7-0 in playoff games in which he scored 20-or-more.

**2005-06:** Averaged 15.1 points, 3.6 assists, 3.5 rebounds and 1.55 steals in 27.9 minutes in 65 games ... shot .462 (309-669) from the field, .382 (83-217) from three-point land and .778 (280-360) from the line ... led the team in scoring 12 times, in assists 15 times and in steals 31 times ... scored in double figures 53 times with 20-or-more 15 times ... scored a season-high 29 points (7-12 FG, 4-6 3PT-FG, 11-12 FT) at Indiana on 2/12 (scored 10 points in the final 88 seconds of the game to lead the Spurs to a 92-88 win) ... had 28 points (8-12 FG, 4-7 3PT-FG, 8-8 FT) in 34:41 minutes at Washington on 11/12 ... posted two

double-doubles ... had 14 points, a season-high 13 rebounds, 3 assists and 3 steals in a season-best 37:20 minutes at Chicago on 11/7 ... finished with 17 points and 10 rebounds at Atlanta on 12/10 ... scored the Spurs final 14 points (finishing with 22 points) to lead the team to a 106-99 win vs. Washington on 4/1 ... missed a total of 16 games due to a variety of injuries: two due to a bone bruise in his right ankle (12/1 and 12/3), eight due to a right mid-foot sprain (12/13–12/25), three due to a sprained right ankle (1/22–1/25), one due to contusions of his left calf and left quadriceps (3/18) and two due to a left calf contusion (4/9–4/11) ... registered a DNP-CD on 4/13 ... in the 2006 Playoffs averaged 18.4 points, 4.5 rebounds, 3.0 assists and 1.46 steals in 32.8 minutes ... started 11 of the team's 13 games ... scored 20-or-more six times in the postseason ... had 32 points and 9 assists in Game 2 vs. Sacramento on 4/25 ... finished with 27 points (9-14 FG, 1-2 3PT-FG, 8-8 FT) in Game 5 vs. Sacramento on 5/2 ... in the seven-game Spurs-Mavericks series averaged 21.3 points, 4.3 rebounds and 2.29 steals in 34.7 minutes ... had 26 points (8-11 FG, 4-4 3PT-FG, 6-6 FT) in 26:42 minutes off the bench in Game 4 at Dallas on 5/15 ... had team highs with 30 points, 10 rebounds and 3 steals in Game 6 at Dallas on 5/19.

**2004–05:** Named a reserve for the 2005 All-Star Game ... averaged 16.0 points, 4.4 rebounds, 3.9 assists and a team-best 1.61 steals in 29.6 minutes in 74 games ... shot .471 (367-780) from the field, .376 (97-258) from three-point land and .803 (355-442) from the line ... ranked 11th in the NBA in steals ... scored in double figures 62 times with 20-or-more 18 times and 30-or-more four times (in his first two seasons scored 20-or-more just 12 times in 146 games) ... had a career-high 48 points (16-22 FG, 5-7 3PT-FG, 11-12 FT) – and a team-high 6 assists – in the Spurs 128-123 overtime victory at Phoenix on 1/21 ... the highest point total for a Spur since Tim Duncan scored 53 vs. Dallas on 12/26/01 ... finished with 40 points – along with 9 assists – in a career-high 50 minutes at the L.A. Clippers on 4/9 ... had 31 points (7-11 FG, 3-4 3PT-FG, 14-15 FT), 8 rebounds and 7 assists in 35 minutes vs. Utah on 3/6 ... scored 30 points vs. Portland on 4/12 ... had 8 points and 3 rebounds in 22 minutes in the 2005 All-Star Game ... missed eight games due to injury: one with a strained neck (12/30), one with a right quadriceps contusion (1/17), five with right groin tightness (3/9-3/18) and one due to a stomach virus (4/10) ... in the 2005 postseason averaged 20.8 points, 5.8 rebounds, 4.2 assists and 1.22 steals in 33.6 minutes ... scored in double figures 22 times in 23 playoff games with 20-or-more 12 times ... in the postseason ranked 16th in scoring, 39th in rebounds, 21st in assists, 25th in steals, 13th in FG percentage (.507), 14th in three-point percentage (.438) and 29th in FT percentage (.795) ... had the third highest point total in the 2005 playoffs (with 479, trailing only Tim Duncan and Richard Hamilton) ... averaged a team-high 22.8 points in the First Round versus Denver (despite coming off the bench in four of the five games) ... after starting Game 1 of the series came off the bench as the Spurs won four straight ... had 32 points and 9 rebounds in 31 minutes in the Spurs 86-78 Game 3 win in Denver on 4/30 ... in six games in the Second Round vs. Seattle averaged 20.5 points while shooting .576 (34-59) from the field and .550 (11-20) from downtown ... in his return to the starting lineup (after coming off the bench for eight straight games) scored a playoff career-high 39 points (10-15 FG, 4-6 3PT-FG, 15-17 FT) in 36 minutes in Game 5 vs. Seattle on 5/17 ... had his first playoff double-double with 21 points and 10 rebounds in Game 6 vs. Detroit on 6/21 ... in Game 7 of the Finals finished with 23 points (8-13 FG, 2-2 3PT-FG, 5-5 FT), 5 rebounds and 4 assists in 35 minutes vs. Detroit on 6/23.

**2003–04:** Averaged 12.8 points, 4.5 rebounds, 3.8 assists and 1.77 steals in 29.4 minutes ... shot .418 (330-789) from the field, .359 (88-245) from three-point land and .802 (239-298) from the line ... had 38 starts in 77 games ... came off the bench in each of his final 34 games ... as a starter averaged 13.3 points, 5.1 rebounds, 4.3 assists and 2.00 steals in 32.8 minutes compared to 12.3 points, 3.9 rebounds, 3.2 assists and 1.54 steals in 25.9 minutes off the bench ... shot better coming off the bench: .434 (161-371) FG, .383 (41-107) 3PT-FG and .818 (117-143) FT ... ranked seventh in the NBA in steals per game ... led the team in scoring 14 times (second behind Duncan), in assists 25 times (second behind Parker) and in steals a team-best 36 times ... scored in double-figures 54 times with 20-or-more 11 times ... had a season-high 33 points and a season-best 12 rebounds in a season-high 45 minutes vs. the L.A. Lakers on 11/6 ... had a game-high 29 points in 25 minutes vs. Sacramento on 3/31 ... in under three minutes in the fourth quarter in Chicago on 12/8 scored 14 straight points to turn a 75-74 Bulls lead (with 5:05 left) into an 88-78 Spurs lead (2:20) and finished with a team-high 26 points ... missed five games due to a lower back sprain (on the injured list from 1/5 to 1/14) ... named to the sophomore squad for the 2004 Rookie Challenge ... finished with 4 points, 3 rebounds, 8 assists and 1 steal in 21 minutes ... appeared in all 10 Spurs playoff games, averaging 13.0 points, 5.3 rebounds, 3.1 assists and 1.70 steals in 28.0 minutes ... scored in double figures eight times in the postseason ... led the team in scoring in back-to-back games: had 17 points in Game 3 at Los Angeles on 5/9 and finished with 21 points – along with 8 rebounds and 5 assists – in 30 minutes in Game 4 at Los Angeles on 5/11.

**2002–03:** Named to the NBA All-Rookie Second Team ... appeared in 69 games, averaging 7.6 points, 2.3 rebounds, 2.0 assists and 1.39 steals in 20.7 minutes ... shot .438 (174-397) from the field, .345 (51-148)

# MANU GINOBILI

from three-point land and .737 (126-171) from the line ... named the Western Conference Rookie of the Month in March ... averaged 10.6 points, 3.3 assists, 3.1 rebounds and 2.24 steals as the Spurs went 14-3 for the month ... scored in double-figures 21 times ... had a season-high 20 points (6-7 FG, 2-3 3PT-FG, 6-6 FT) in 28 minutes at Houston on 3/2 ... started the season with a sprained right ankle (suffered in the 2002 World Championships) ... tweaked the ankle several times before being placed on the injured list from 12/5-12/29 (missed 11 games while on the injured list) ... logged two DNP-CDs (1/3 and 3/16) ... appeared in all 24 playoff games, averaging 9.4 points, 3.8 rebounds, 2.9 assists and a team-best 1.71 steals in 27.5 minutes ... scored in double figures 13 times with a playoff-best 21 points (8-12 FG, 3-5 3PT-FG, 2-2 FT) in Game 4 at Dallas on 5/25 ... ranked second among all players in the 2003 postseason in total steals with 41 (Ben Wallace led with 42) ... led all players in steals in the NBA Finals averaging 2.17 in the six-game series ... averaged 11.7 points (third on the team) while shooting .512 (21-41) from the field in the six-game series with the Lakers.

**2001-02:** Named the Italian League MVP for the second straight season ... appeared in 36 games for Virtus Pallacanestro Bologna ... averaged 19.9 points, 4.4 rebounds, 2.2 assists and 4.31 steals in 32.3 minutes per contest ... ranked fifth in the league in scoring and led the league in steals ... in Euroleague play appeared in 22 games, averaging 15.7 points, 3.8 rebounds, 3.0 assists and 2.55 steals.

**2000-01:** Named the MVP of both the Italian League and the Euroleague Finals as Bologna captured the title in both leagues ... appeared in 34 games for Virtus Bologna, averaging 17.1 points, 4.4 rebounds, 2.5 assists and 2.82 steals in 28.9 minutes per contest ... led Bologna to the Italian National Cup and the Italian Championship ... led Bologna to the Euroleague title, averaging 15.2 points, 4.1 rebounds, 2.0 assists and 2.91 steals in 29.7 minutes in 22 Euroleague games.

**1999-00:** Played in 30 games with Reggio Calabria of the Italian A1 League ... averaged 17.0 points, 3.1 rebounds and 2.4 assists in 30.6 minutes per contest.

**1998-99:** In his first season in Italy averaged 16.9 points, 2.8 rebounds and 1.5 assists in 29 games with Calabria.

**PERSONAL:** Married Many Orono in the summer of 2004 ... the couple has twin boys, Dante and Nicola, and a third son, Luca... speaks English, Spanish and Italian ... enjoys all types of music but lists Latin music as his favorite ... spends a lot of time on the Internet (has his own website: [www.manuginobili.com](http://www.manuginobili.com)) ... enjoys relaxing with friends ... lists Sixth Sense and Forrest Gump as his favorite movies ... grew up a Michael Jordan fan ... also a big fan of soccer star Maradona ... appointed a UNICEF Ambassador in Argentina in August of 2007 ... his father is very involved in basketball in Argentina, most recently serving as president of the Bahiense Del Norte club ... has two older brothers who are also professional basketball players ... both are 6-3 guards ... Sebastian has played in the Argentinean league the last five seasons (after spending the 2002-03 campaign in Spain) while Leandro is now retired after spending five seasons in the Argentinean league.

## NBA REGULAR SEASON STATISTICS

Year	TEAM	G	MINS	FGM-FGA	PCT	FTM-FTA	FT%	FG3-FG3APCT	OFF-DEF-TOT	R/G	AST	A/G	PF	DQ	STL	BLK	PTS	AVG	
02-03	SA	69	1431	174-397	.438	126-171	.737	51-148	.345	47-114-161	2.3	138	2.0	170	3	96	17	525	7.6
03-04	SA	77	2260	330-789	.418	239-298	.802	88-245	.359	86-258-344	4.5	291	3.8	181	0	136	16	987	12.8
04-05	SA	74	2193	367-780	.471	355-442	.803	97-258	.376	75-254-329	4.4	288	3.9	190	1	119	27	1186	16.0
05-06	SA	65	1813	309-669	.462	280-360	.778	83-217	.382	42-188-230	3.5	235	3.6	156	0	101	26	981	15.1
06-07	SA	75	2060	396-854	.464	320-372	.860	128-323	.396	59-268-327	4.4	263	3.5	155	0	109	27	1240	16.5
07-08	SA	74	2292	453-984	.460	380-442	.860	156-389	.401	63-291-354	4.8	332	4.5	173	0	109	33	1442	19.5
08-09	SA	44	1181	223-491	.454	168-190	.884	69-209	.330	24-174-198	4.5	157	3.6	90	0	64	16	683	15.5
09-10	SA	75	2150	398-903	.441	309-355	.870	132-350	.377	68-216-284	3.8	370	4.9	154	0	103	24	1237	16.5
10-11	SA	80	2426	441-1018	.433	357-410	.871	154-441	.349	42-253-295	3.7	393	4.9	163	0	123	28	1393	17.4
11-12	SA	34	792	150-285	.526	88-101	.871	52-126	.413	18-98-116	3.4	151	4.4	56	0	24	12	440	12.9
12-13	SA	60	1393	229-539	.425	164-206	.796	83-235	.353	30-171-201	3.4	274	4.6	114	0	80	13	705	11.8
13-14	SA	68	1550	294-627	.469	160-188	.851	90-258	.349	30-172-202	3.0	293	4.3	128	0	70	17	838	12.3
14-15	SA	70	1587	251-589	.426	147-204	.721	89-258	.345	28-183-211	3.0	293	4.2	138	0	67	20	738	10.5
15-16	SA	58	1134	197-435	.453	91-112	.813	70-179	.391	26-120-146	2.5	177	3.1	99	0	66	11	555	9.6
<b>TOTALS</b>		<b>923</b>	<b>24269</b>	<b>4212-9360</b>	<b>.450</b>	<b>3184-3851</b>	<b>.827</b>	<b>1342-3636</b>	<b>.369</b>	<b>638-2760-3398</b>	<b>3.7</b>	<b>3655</b>	<b>4.0</b>	<b>1967</b>	<b>4</b>	<b>1267</b>	<b>287</b>	<b>12950</b>	<b>14.0</b>



## NBA PLAYOFF STATISTICS

Year	TEAM	G	MINS	FGM-FGA	PCT	FTM-FTA	FT%	FG3-FG3A	PCT	OFF-DEF-TOT	R/G	AST	A/G	PF	DQ	STL	BLK	PTS	AVG
02-03	SA	24	660	71-184	.386	56-74	.757	28-73	.384	29-63-92	3.8	70	2.9	62	1	41	9	226	9.4
03-04	SA	10	280	42-94	.447	36-44	.818	10-35	.286	15-38-53	5.3	31	3.1	30	0	17	1	130	13.0
04-05	SA	23	772	145-286	.507	147-185	.795	42-96	.438	19-114-133	5.8	97	4.2	69	0	28	6	479	20.8
05-06	SA	13	426	76-157	.484	73-87	.839	14-42	.333	9-50-59	4.5	39	3.0	43	1	19	7	239	18.4
06-07	SA	20	602	99-247	.401	97-116	.836	38-99	.384	16-93-109	5.5	74	3.7	61	0	33	4	333	16.6
07-08	SA	17	559	98-232	.422	69-77	.896	38-102	.373	14-50-64	3.8	67	3.9	47	0	10	5	303	17.8
09-10	SA	10	352	58-140	.414	58-67	.866	20-60	.333	4-33-37	3.7	60	6.0	30	0	26	2	194	19.4
10-11	SA	5	174	31-73	.443	32-41	.780	9-28	.321	2-18-20	4.0	21	4.2	13	0	13	3	103	20.6
11-12	SA	14	390	65-145	.448	48-56	.857	23-68	.338	8-47-49	3.5	56	4.0	36	0	10	4	201	14.4
12-13	SA	21	560	77-193	.399	59-80	.738	29-96	.302	9-69-78	3.7	105	5.0	52	0	24	6	242	11.5
13-14	SA	23	586	104-237	.439	81-94	.862	41-105	.390	9-66-75	3.3	95	4.1	60	0	36	2	330	14.3
14-15	SA	7	131	15-43	.349	18-23	.783	8-22	.364	4-20-24	3.4	32	4.6	19	1	4	6	56	8.0
15-16	SA	10	192	20-47	.426	18-23	.783	9-21	.429	6-21-27	2.7	25	2.5	25	0	8	3	67	6.7
<b>TOTALS</b>		<b>197</b>	<b>5684</b>	<b>901-2075</b>	<b>.434</b>	<b>792-967</b>	<b>.819</b>	<b>309-847</b>	<b>.365</b>	<b>144-676-820</b>	<b>4.2</b>	<b>772</b>	<b>3.9</b>	<b>547</b>	<b>4</b>	<b>269</b>	<b>58</b>	<b>2903</b>	<b>14.7</b>

## NBA ALL-STAR STATISTICS

Year	TEAM	G	MINS	FGM-FGA	PCT	FTM-FTA	FT%	FG3-FG3A	PCT	OFF-DEF-TOT	R/G	AST	A/G	PF	DQ	STL	BLK	PTS	AVG
04-05	SA	1	22	3-6	.500	2-2	1.000	0-2	.000	2-1-3	3.0	1	1.0	3	0	1	1	8	8.0
10-11	SA	1	21	2-7	.286	3-4	.750	0-3	.000	1-2-3	3.0	5	5.0	3	0	3	0	7	7.0
<b>TOTALS</b>		<b>2</b>	<b>43</b>	<b>5-13</b>	<b>.385</b>	<b>5-6</b>	<b>.833</b>	<b>0-5</b>	<b>.000</b>	<b>3-3-6</b>	<b>3.0</b>	<b>6</b>	<b>3.0</b>	<b>6</b>	<b>0</b>	<b>4</b>	<b>1</b>	<b>15</b>	<b>7.5</b>

## CAREER HIGHS

	REGULAR SEASON HIGHS	PLAYOFF HIGHS
<b>MINUTES</b>	50, at L.A. Clippers, 4/9/05	45, vs. Phoenix, 4/19/08
<b>POINTS</b>	48, at Phoenix, 1/21/05	39, vs. Seattle, 5/17/05
<b>REBOUNDS</b>	15, at Toronto, 2/11/08	11, vs. Phoenix, 5/18/07
<b>ASSISTS</b>	15, vs. Sacramento, 3/1/13	11, 4x: latest vs. Miami, 6/5/14
<b>STEALS</b>	8, vs. L.A. Lakers, 1/23/08	6, vs. Dallas, 5/4/14
<b>BLOCKS</b>	4, vs. Toronto, 11/9/09	2 (8), latest vs. L.A. Clippers, 4/24/15



# DANNY GREEN

HEIGHT 6-6 | WEIGHT 210 | SEASON Eighth  
BIRTHDATE 6/22/87 | BIRTHPLACE North Babylon, NY  
HIGH SCHOOL St. Mary's (Manhasset, NY)  
COLLEGE North Carolina

SELECTED BY CLEVELAND IN THE SECOND ROUND OF  
THE 2009 NBA DRAFT, 46TH OVERALL PICK

SIGNED BY THE SPURS ON 3/6/11

GUARD/  
FORWARD

14

**CAREER NOTES:** Is in his eighth NBA season, his seventh with the Spurs ... originally selected by the Cleveland Cavaliers in the second round of the 2009 NBA Draft with the 46th overall pick ... had a brief stint with the Spurs in November 2010 before being released ... was re-signed by the Spurs on 3/6/11 and again on 7/14/15 ... in seven NBA seasons has appeared in 402 games, averaging 9.1 points, 3.4 rebounds, 1.6 assists and 1.00 steals in 24.8 minutes ... a career .403 (731-1,812) shooter from beyond the arc ... has appeared in 79 playoff games averaging 8.8 points, 3.2 rebounds, 1.2 assists and 1.14 steals in 24.9 minutes ... owns the highest winning percentage in NBA history (minimum 400 games) at .746 (300-102) ... is the only player in Spurs franchise history to have at least 700 three-pointers and 300 blocks ... became the fastest player to hit 700 career three-pointers wearing a Spurs uniform at Houston on 2/27/16 (362 games) ... ranks second on the Spurs all-time three-pointers made list (725) and is ninth in blocks (313) ... among all-time NBA players in playoff action ranks eighth in three-point field goal percentage (.438) ... one of six active players to have won an NCAA Championship and an NBA Championship (Marresse Speights, Brandon Rush, Mario Chalmers, Corey Brewer and Jason Terry).

**CAREER TRANSACTIONS:** Selected by the Cavaliers in the second round (46th overall pick) of the 2009 NBA Draft ... waived by the Cavs on 10/19/10 ... signed by the Spurs on 11/17/10 ... waived by San Antonio on 11/23/10 ... re-signed by the Spurs on 3/6/11 ... re-signed by the Spurs on 7/11/12 ... re-signed by San Antonio on 7/14/15.

**2015-16:** Started all 79 games he appeared in, averaging 7.2 points, 3.8 rebounds, 1.8 assists and 1.00 steals in 26.1 minutes ... shot .376 (211-561) from the field, .332 (116-349) from downtown and .739 (34-46) from the foul line ... scored in double figures 21 times ... led the team in blocks on 21 occasions and steals 17 times ... knocked down three-or-more three-pointers 15 times ... recorded 21 games with two-plus steals and 15 games with two-or-more blocks ... became the fastest player in Spurs franchise history to hit 700 career three-pointers when he knocked down his 700th triple at Houston on 2/27 ... registered a season-high 18 points (7-15 FG, 4-9 3FG) with 6 rebounds and 4 assists in 34 minutes vs. Phoenix on 11/23 ... finished with a season-high tying 18 points (6-9 FG, 6-8 3FG) with 4 rebounds, 3 assists and 3 steals in 32 minutes vs. Houston on 1/2 ... tallied a season-high tying 18 points (6-9 FG, 6-8 3FG) with 6 rebounds, 3 assists and a team-high 3 steals in 28 minutes vs. Houston on 1/27 ... pulled down a season-best 8 rebounds on two occasions: at OKC on 10/28 and again on 11/20 at New Orleans ... handed a season-best 5 assists vs. Utah on 12/15 and again on at Detroit on 1/12 ... notched 16 points (6-12 FG, 4-8 3FG) and a team-high 7 rebounds in 39 minutes vs. New Orleans on 2/3 ... posted 16 points (6-9 FG, 4-7 3FG), 7 rebounds and 3 steals in 29 minutes at Sacramento on 2/24 ... recorded 15 points, 7 rebounds, 3 assists and 3 steals in 31 minutes at Miami on 2/9 ... tallied 12 points, 5 rebounds, a season-high 4 blocks and 2 assists in 22 minutes at L.A. Lakers on 1/22 ... passed Bruce Bowen for second place on the Spurs all-time career three-pointers made list vs. Utah on 1/6 ... became the first player in Spurs franchise history to record both 700 three-pointers and 300 blocks when he recorded his first block vs. Portland on 3/17 ... missed three games due to rest (3/5, 3/28 and 4/8) ... appeared in all 10 playoff games, averaging 8.6 points, 3.1 rebounds and 2.10 steals in 26.7 minutes ... shot .462 (30-65) from the field and .500 (24-48) from three-point range ... totaled 20 points (7-10 FG, 6-9 3FG), 3 rebounds and 2 steals in 29

minutes in Game 5 vs. Oklahoma City on 5/10 ... produced a game-high 4 steals in 36 minutes in Game 2 vs. Oklahoma City on 5/2 ... totaled 18 points (6-7 FG, 5-6 3FG, 1-1 FT), 4 rebounds and a team-high 3 blocks in 26 minutes in Game 1 vs. Oklahoma City on 4/30 ... his five three-pointers in Game 1 vs. Oklahoma City on 4/30 marked the sixth postseason game of his career with five or more three-pointers in a game, tying Manu Ginobili for the most by a Spurs player in franchise history ... notched 11 points, 4 rebounds and 3 blocks in 25 minutes in Game 3 at Memphis on 4/22.

**2014-15:** Appeared in a team-high-tying 81 games, starting in 80, averaging 11.7 points, 4.2 rebounds, 2.0 assists, 1.25 steals and 1.07 blocks in 28.5 minutes ... set career-high in every statistical category ... set the Spurs single-season record for three-pointers made with 191 ... shot .436 (322-738) from the field, .418 (191-457) from downtown and a career-best .874 (111-127) from the free throw line ... ranked seventh in the NBA in three-point field goal percentage and eighth in makes ... led all NBA guards in blocks per game averaging 1.07 blocks ... only guard in the NBA to average at least one steal (1.25) and one block (1.07) per game ... recorded 20 games with 2-or-more blocks ... posted 38 games with at least one block and one steal ... hit three-or-more three-point field goals in 35 games, including 10 with five-or-more ... scored in double figures 48 times, including nine games with 20-or-more points ... led the team in scoring nine times, rebounding five times, steals 22 times and blocks 27 times ... tallied a season-high 27 points (6-9 3FG) and 10 rebounds in 44 minutes vs. Portland on 12/19 ... recorded 24 points (6-13 FG, 9-10 FT), a career-high-tying 5 steals, 4 rebounds and 3 assists in 35 minutes vs. Houston on 12/28 ... tied a career-high with 10 rebounds to go along with 20 points, 3 blocks and 2 steals, marking his second career 20/10 game, in 33 minutes at Brooklyn on 12/3 ... posted 25 points (9-17 FG, 7-13 3FG) to go with 7 rebounds, 3 assists, two steals and a career-high 5 blocks in a career-high 52 minutes in a three-OT game vs. Memphis on 12/17, becoming the first player in NBA history to record 7 three-pointers and 5 blocks in a single game ... set a career-high with 12 rebounds to go with 8 points and 3 steals in 34 minutes at Indiana on 2/9 ... registered 21 points (8-10 FG, 5-7 3FG) to go with 7 rebounds and 3 blocks in 33 minutes vs. Brooklyn on 11/22 ... posted 20 points (6-13 FG, 4-7 3FG), 4 assists, 2 steals and 2 blocks in 35 minutes vs. Phoenix on 1/9 ... recorded 19 points (7-13 FG, 5-10 3FG), 8 rebounds, 4 assists, 2 steals and 2 blocks in 31 minutes at Detroit on 2/11 ... finished with 24 points (7-13 FG, 5-10 3FG, 5-5 FT), 4 rebounds, 4 blocks and 2 steals in 36 minutes vs. Cleveland on 3/12 ... recorded 20 points, 8 rebounds, 4 assists and 2 steals in 39 minutes at Milwaukee on 3/18 ... started all seven playoff games, averaging 8.3 points, 3.1 rebounds, 2.1 assists, 1.00 block and 1.00 steal in 29.1 minutes ... posted 16 points, 8 rebounds, 3 assists, 2 steals and a career-high 5 blocks in 35 minutes in Game 7 at LA Clippers on 5/2.

**2013-14:** Appeared in 68 games, starting 59, averaging 9.1 points, 3.3 rebounds, 1.6 assists, 0.96 steals and a career-high 0.90 blocks in 24.3 minutes ... shot .432 (218-505) from the field, .415 (132-318) from downtown and .794 (50-63) from the free throw line ... led all NBA guards in blocks per game averaging 0.90 blocks ... recorded 13 games with 2-or-more blocks ... posted 28 games with at least one block and one steal ... tallied 10 games with five-or-more three-pointers made, most such games in a single season in his career ... scored in double figures 26 times, including five games with 20-or-more points and one game with 30-or-more ... led the team in scoring seven times, rebounding four times, steals 15 times and blocks 22 times ... posted a career-high 33 points (12-17 FG, 7-10 3FG, 2-4 FT), 4 rebounds and 2 assists in 38 minutes vs. Phoenix on 4/11 ... tallied 24 points (8-11 FG, 6-9 3FG, 2-2 FT) and a career-high 10 rebounds in 23 minutes at New York on 11/10 ... posted 24 points (9-15 FG, 3-7 3FG, 3-3 FT), 3 assists and 2 steals in 23 minutes at Cleveland on 3/4 ... scored 19 points (8-11 FG, 3-6 3FG) and blocked a career-high 4 shots vs. Phoenix Suns on 11/6 ... tallied 17 points (6-10 FG, 5-7 3FG) in 21 minutes vs. Cleveland on 11/23 ... posted a career-high tying 5 steals in 20 minutes vs. New Orleans on 11/25 ... posted 22 points (7-7 FG, 5-5 3FG, 3-3 FT), 3 steals, 2 assists and 2 blocks in 27 minutes at Dallas on 12/26 ... tallied 22 points (7-16 FG, 5-11 3FG, 3-4 FT), 7 rebounds and 2 blocks in 46 minutes at Washington on 2/5 ... posted 17 points (6-11 FG, 3-4 3FG, 2-2 FT), 8 rebounds, 3 assists and 2 blocks in 35 minutes at Brooklyn on 2/6 ... distributed a season-high 5 assists in 31 minutes at Boston on 2/12 ... posted 16 points (5-9 FG, 3-7 3FG, 3-3 FT), 7 rebounds and 3 blocks in 36 minutes at Portland on 2/19 ... recorded 12 points (4-4 FG, 4-4 3FG), 6 rebounds, 4 assists and 2 blocks in 32 minutes vs. Orlando on 3/8 ... registered 18 points, 6 rebounds and 2 steals in 40 minutes at Golden State on 3/22 ... missed 10 games with a non-displaced fracture of second metacarpal (1/13-2/1) ... missed two games with right foot inflammation (3/28-3/29) ... missed one game with rest (4/14) ... started all 23 playoff games, averaging 9.3 points, 3.0 rebounds and a playoff career-high 1.39 steals in 23.0 minutes ... shot

# DANNY GREEN

.491 (78-159) from the field, including a team-high .475 (48-101) from beyond the arc ... scored 17 points (7-7 FG, 2-2 3FG, 1-2 FT) to go along with 5 rebounds and 2 blocks vs. Dallas on 5/2 in Game 7 of the First Round... netted 22 points (9-13 FG, 4-6 3FG) and tied a career-high with 9 rebounds in Game 5 of the Western Conference Semifinals vs. Portland on 5/14 ... averaged 12.2 points and shot .541 (20-37) from three-point range vs. Oklahoma City in the Western Conference Finals ... tied a playoff career-high with 7 three-point FGs for 21 points vs. Oklahoma City on 5/21 in Game 2 ... recorded 15 points (7-8 FG, 1-2 3FG) and a career playoff-best 5 steals at Miami on 6/10 in Game 3 of the NBA Finals.

**2012-13:** Started in all 80 games he appeared in, averaging a career-high 10.5 points, 3.0 rebounds, 1.8 assists and 1.15 steals in 27.5 minutes ... shot .448 (297-663) from the floor, .429 (177-413) from behind the arc and .848 (67-79) from the free throw line ... scored in double figures 40 times, including 20-or-more points eight times ... led the team in scoring five times, rebounds three times, steals 15 times and blocks 11 times ... ranked seventh in the NBA in 3FG percentage and seventh in three-pointers made ... recorded a career-high 28 points, a career-high 9 field goals, 8 three-pointers and 3 steals at Minnesota on 2/6 ... registered 15 points and a career-high 7 assists, 2 steals and 2 blocks at L.A. Clippers on 2/21 ... tied a franchise record with six three-pointers made in the first half en route to 20 points vs. Denver on 3/27 ... registered 13 points and a season-high 9 rebounds at Toronto on 11/25 ... posted 14 points, 6 rebounds and 5 assists in 42:51 minutes at Houston on 12/10 ... tallied 21 points vs. Utah on 11/3 ... recorded 23 points, including 7 treys and 4 rebounds at Charlotte on 12/8 ... registered 25 points on 9-of-10 shooting, including 7 three-pointers vs. Dallas on 12/23 ... totaled 17 points and 5 three-pointers vs. Houston on 12/28 ... finished with 17 points, 5 rebounds and 3 steals vs. Charlotte on 1/30 ... recorded 18 points, 6 rebounds and 3 assists at Chicago on 2/11 ... tallied 21 points, including 5 threes, and 2 steals at Sacramento on 2/19 ... tallied 20 points at Golden State on 2/22 ... totaled 16 points and 5 assists vs. Oklahoma City on 3/11 ... totaled 20 points vs. Orlando on 4/3 ... registered two DNP's ... started in all 21 playoff games, averaging 11.1 points, 4.1 rebounds and 1.05 steals in 31.9 minutes ... shot .482 (55-114) from three-point range in the postseason which ranked fourth ... connected on 27-of-49 (.551) three-pointers during the NBA Finals and with six three's in Game 5, he broke the NBA Finals record for three-pointers made for a Finals series of any length ... connected on 55 three-pointers in the postseason and was three three's away from tying the all-time mark of 58 treys by Reggie Miller in the 2000 playoffs ... scored in double-figures 13 times, including three games with 20-or-more ... recorded a postseason-high 27 points (9-15 FG, 7-9 3FG, 2-2 FT), including seven treys, 4 rebounds, 2 blocks and 2 steals in 30:44 minutes vs. Miami on 6/11 in Game 3 of the Finals ... finished with 24 points (8-15 FG, 6-10 3FG, 2-2 FT), 6 rebounds and 3 blocks in 39:11 minutes vs. Miami on 6/16 in Game 5 of the Finals ... posted 22 points (8-14 FG, 6-9 3FG), including 6 treys, in 44:08 minutes vs. Golden State on 5/6 in Game 1 of the WC Semifinals ... recorded 11 points, 4 rebounds and 4 assist at LAL on 4/26 ... registered 16 points (6-9 FG, 3-6 3FG, 1-1 FT), 4 rebounds and 3 assists in 25:51 vs. Memphis in Game 1 of the WC Finals ... notched 17 points on a perfect 6-of-6 from the field and 5-of-5 from three-point range in 30:00 minutes at Miami on 6/9 in Game 2 of the Finals.

**2011-12:** Only Spur to appear in all 66 games, starting in 38 games ... averaged 9.1 points, 3.5 rebounds and 1.3 assists in 23.1 minutes ... shot .442 (211-477) from the floor, .436 (102-234) from behind the arc and .790 (79-100) from the foul line ... ranked ninth in the NBA in three-point field goal percentage ... scored in double figures 29 times, including 20-or-more points four times ... led the team in points seven times, rebounds twice, assists twice, steals 17 times and blocks 17 times ... registered a career-high 24 points (9-13 FG, 3-4 3FG, 3-3 FG), 7 rebounds, 2 steals and 2 blocks vs. Denver on 1/7 ... recorded 22 points (7-11 FG, 5-6 3FG, 3-3 FT), 3 rebounds, 2 steals and 2 blocks vs. L.A. Lakers on 4/11 ... finished with 21 points, 4 rebounds and a career-high 5 steals at Oklahoma City on 3/16 ... tallied 16 points (6-13 FG, 4-7 3FG), 4 rebounds and 3 steals vs. L.A. Clippers on 3/9 ... finished with 18 points, 6 rebounds and 6 assists vs. Dallas on 3/23 ... posted 20 points while connecting on a perfect 6-of-6 three pointers at Miami on 1/17/12 ... finished with 18 points while shooting a perfect 6-of-6 from the field, 4-of-4 from downtown and 2-of-2 from the foul line ... appeared in 14 playoff games, averaging 7.4 points and 3.2 rebounds in 20.6 minutes ... recorded a career postseason-high 15 points (6-11 FG, 3-6 3FG) to go along with 6 rebounds in Game 1 vs. L.A. Clippers on 5/15 ... posted 14 points and 6 rebounds in Game 3 at Utah on 5/5 ... tallied 13 points (5-8 FG, 3-5 3FG), 4 rebounds and 3 blocks in Game 2 vs. Utah 5/2.

**2010-11:** Appeared in eight games, averaging 5.1 points and 1.9 rebounds in 11.5 minutes ... shot .486 (17-35) from the field and .368 (7-19) from three-point territory ... posted a career-high 13 points (5-9 FG, 3-6 3FG), 4 rebounds and 2 assists in a career-high 24 minutes at Phoenix on 4/13 ... recorded 9 points

and 3 rebounds vs. Sacramento on 4/6 ... assigned to the Austin Toros of the NBA Development League on 4/2 and recalled on 4/3 ... originally signed with the Spurs on 11/17 and was later waived on 11/23 ... joined the Reno Bighorns in the NBA Development League ... in 16 games with the Bighorns, averaged 20.1 points, 7.5 rebounds, 2.6 assists and 1.38 steals in 37.4 minutes per game while shooting .451 (114-253) from the field, .434 (36-83) from three-point territory and .795 (58-73) from the free throw line ... registered seven DNP-CDs and was inactive for four games ... appeared in four games vs. Memphis in the first round of the playoffs ... totaled 5 points and 2 assists in 7 minutes of action.

**2009-10:** Appeared in 20 games with Cleveland, averaging 2.0 points in 5.8 minutes per game ... shot .385 from the field, .273 from three-point range and .667 from the foul line.

**COLLEGE NOTES:** Played four seasons at the University of North Carolina ... appeared in 145 games (39 starts), averaging 9.4 points, 4.1 rebounds, 1.8 assists and 1.10 steals while shooting .445 (491-1,079) from the field, .375 (184-491) from three-point range and .845 (202-239) from the foul line ... won more games (123) than any other Tar Heel in school history ... finished his college career as the only player in ACC history to tally 1,000 points, 500 rebounds, 250 assists, 150 three-pointers, 150 blocks and 150 steals ... as a senior, averaged 13.1 points, 4.7 rebounds, 2.7 assists, 1.76 steals and 1.34 blocks in 38 games (all starts) as North Carolina won the 2009 NCAA Championship ... ranked second in the ACC in three-point shooting (.418, 77-184), sixth in steals and 10th in blocks ... was named to the ACC All-Defensive First Team, the All-ACC Third Team and the NCAA South Regional Tournament Team ... helped guide the Tar Heels to a Final Four appearance in 2008.

## NBA REGULAR SEASON STATISTICS

Year	TEAM	G	MIN	FGM-FGA	PCT	FTM-FTA	FT%	FG3-FG3A	PCT	OFF-DEF-TOT	RIG	AST	AG	PF	DQ	STL	BLK	PTS	AVG
09-10	CLE	20	115	15-39	.385	4-6	.667	6-22	.273	8-9-17	0.9	5	0.3	9	0	6	3	40	2.0
10-11	SA	8	92	17-35	.486	0-0	---	7-19	.368	3-12-15	1.9	2	0.3	7	0	2	1	41	5.1
11-12	SA	66	1522	211-477	.442	79-100	.790	102-234	.436	54-174-228	3.5	86	1.3	107	0	58	46	603	9.1
12-13	SA	80	2201	297-663	.448	67-79	.848	177-413	.429	36-208-244	3.1	141	1.8	124	0	92	54	838	10.5
13-14	SA	68	1651	218-505	.432	50-63	.794	132-318	.415	25-204-229	3.4	104	1.5	107	0	65	61	618	9.1
14-15	SA	81	2312	322-738	.436	111-127	.874	191-457	.418	54-289-343	4.2	158	2.0	163	0	101	87	946	11.7
15-16	SA	79	2062	211-561	.376	34-46	.739	116-349	.332	48-255-303	3.8	141	1.8	141	0	79	64	572	7.2
<b>TOTALS</b>	<b>402</b>	<b>9955</b>	<b>1291-3018</b>	<b>.428</b>	<b>345-421</b>	<b>.819</b>	<b>731-1812</b>	<b>.403</b>	<b>228-1151-1379</b>	<b>3.4</b>	<b>637</b>	<b>1.6</b>	<b>658</b>	<b>0</b>	<b>403</b>	<b>316</b>	<b>3658</b>	<b>9.1</b>	

## NBA PLAYOFF STATISTICS

Year	TEAM	G	MIN	FGM-FGA	PCT	FTM-FTA	FT%	FG3-FG3A	PCT	OFF-DEF-TOT	RIG	AST	AG	PF	DQ	STL	BLK	PTS	AVG
10-11	SA	4	7	2-6	.333	0-0	---	1-4	.250	0-1-1	0.3	2	0.5	1	0	1	1	5	1.3
11-12	SA	14	289	38-91	.418	7-10	.700	20-58	.339	3-42-45	3.2	15	1.1	24	0	7	10	103	7.4
12-13	SA	21	669	83-186	.446	12-15	.800	55-114	.482	18-69-87	4.1	32	1.5	51	0	22	23	233	11.1
13-14	SA	23	529	78-159	.491	9-11	.818	48-101	.475	9-60-69	3.0	21	0.9	50	0	32	17	213	9.3
14-15	SA	7	204	21-61	.344	4-6	.667	12-40	.300	7-15-22	3.1	15	2.1	12	0	7	7	58	8.3
15-16	SA	10	267	30-65	.462	2-3	.667	24-48	.500	0-31-31	3.1	7	0.7	20	0	21	8	86	8.6
<b>TOTALS</b>	<b>79</b>	<b>1965</b>	<b>252-568</b>	<b>.444</b>	<b>34-45</b>	<b>.756</b>	<b>160-365</b>	<b>.438</b>	<b>37-218-255</b>	<b>3.2</b>	<b>92</b>	<b>1.2</b>	<b>158</b>	<b>0</b>	<b>90</b>	<b>66</b>	<b>698</b>	<b>8.8</b>	

## CAREER HIGHS

	REGULAR SEASON HIGHS	PLAYOFF HIGHS
<b>MINUTES</b>	52, vs. Memphis, 12/17/14	44, at Golden State, 5/6/13
<b>POINTS</b>	33, at Phoenix, 4/11/14	27, vs. Miami, 6/11/13
<b>REBOUNDS</b>	12, at Indiana, 2/9/15	9, vs. Portland, 5/14/14
<b>ASSISTS</b>	7, at L.A. Clippers, 2/21/13	4 (3), latest vs. Miami, 6/13/13
<b>STEALS</b>	5 (2), latest vs. Houston, 12/28/15	5, at Miami, 6/10/14
<b>BLOCKS</b>	5, vs. Memphis, 12/17/14	5, at L.A. Clippers, 5/2/15



# BRYN FORBES

HEIGHT 6-3 | WEIGHT 190 | SEASON Rookie  
BIRTHDATE 7/23/93 | BIRTHPLACE Lansing, Michigan  
HIGH SCHOOL Sexton High School (Lansing, MI)  
COLLEGE Michigan State

GUARD

11

SIGNED BY THE SPURS ON 7/14/16

**CAREER NOTES:** Played with the Spurs in the 2016 NBA Summer League in Utah and Las Vegas ... averaged 11.6 points and 3.4 rebounds in 25.3 minutes while shooting .400 (16-40) from beyond the arc in 8 total games ... spent two seasons at Michigan State (2014-16), averaging 11.3 points, 1.7 rebounds and 1.2 assists in 27.1 minutes while shooting .458 (182-397) from long range in 74 career games (58 starts) ... helped the Spartans reach the 2015 NCAA Final Four and win the 2016 Big Ten Tournament ... played two seasons at Cleveland State (2012-14), where he averaged 14.2 points, 3.3 rebounds and 2.9 assists in 31.4 minutes over 64 total games with the Vikings ... selected to the All-Horizon Second Team in 2013-14 and named the 2012-13 Horizon League Newcomer of the Year.

**2015-16:** Named to the All-Big Ten Second Team, averaging 14.4 points, 2.1 rebounds and 1.5 assists in 28.0 minutes while shooting .481 (112-233) from beyond the arc in 35 appearances ... led all NCAA Division I players in three-point percentage (min. 80 3FG) ... ranked 8th in three-point field goals made with 112 treys ... scored double figures in 25 contests, including eight with 20-or-more points.



# NICO LAPROVITTOLA

HEIGHT 6-4 | WEIGHT 180 | SEASON Rookie  
BIRTHDATE 1/31/90 | BIRTHPLACE Argentina

SIGNED BY THE SPURS ON 9/26/16

GUARD

27

**CAREER NOTES:** Represented Argentina in the 2016 Rio Olympics ... spent two years with Clube de Regatas do Flamengo (2013-15) in Brazil making 74 appearances and competing in 16 contests in the FIBA Americas League ... awarded bronze in the Marchand Cup in San Juan (Puerto Rico), while taking home silver in FIBA Americas in Mexico in 2015 ... played in 4 games during the 2015 Pan American Games in Toronto ... began his professional career with Lanus Buenos Aires in Argentina in 2007 and played with the club until 2013 ... totaled 291 appearances during his tenure with Lanus Buenos Aires, averaging double figure points in his final two seasons with the club.

**2015-16:** Split the year with Lietuvos Rytas Vilnius (Lithuania) and Movil Estudiantes (Spain) ... averaged 10.3 points, 2.2 rebounds and 3.8 assists in 20 contests with Lietuvos Rytas ... also made 10 appearances in the Eurocup with Lietuvos Rytas, averaging 12.1 points, 4.3 rebounds and 5.5 assists ... joined Movil Estudiantes in early January ... represented Argentina in the 2016 Rio Olympics ... averaged 8.2 points, 2.2 rebounds and 2.7 assists in 6 games in Rio.

# DAVID LEE



**FORWARD/  
CENTER**  
**10**

HEIGHT 6-9 | WEIGHT 245 | SEASON 12th  
BIRTHDATE 4/29/83 | BIRTHPLACE St. Louis, Missouri  
HIGH SCHOOL Chaminade College Preparatory School  
(St. Louis, Missouri)  
COLLEGE Florida

SELECTED BY NEW YORK IN THE FIRST ROUND OF THE  
2005 NBA DRAFT, 30TH OVERALL

SIGNED BY THE SPURS ON 8/2/16

**CAREER NOTES:** Is in his 12th NBA season, his first with the Spurs ... San Antonio is his fifth NBA team ... has also spent time with the Knicks, Warriors, Celtics and Mavericks ... was named to the All-NBA Third Team in 2013 ... a two-time All-Star (2010, 2013) ... won an NBA Championship with the Warriors in 2015 ... has been named the NBA's Player of the Week four times ... has appeared in 750 career games, averaging 14.2 points, 9.2 rebounds and 2.3 assists in 30.4 minutes ... ranks 10th among active players with a career shooting mark of .533 (4,339-8,146) from the field ... has appeared in 28 playoff games, averaging 6.4 points, 4.7 rebounds and 1.1 assists in 15.1 minutes ... originally drafted by New York in the first round with the 30th overall pick in the 2005 NBA Draft.

**CAREER TRANSACTIONS:** Selected by New York in the first round (30th overall pick) of the 2005 NBA Draft ... traded to Golden State in exchange for Anthony Randolph, Ronny Turiaf, Kelenna Azubuike and a future second round pick (7/9/10) ... traded to Boston in exchange for Chris Babb and Gerald Wallace (7/9/16) ... waived by Boston (2/19/16) ... signed by Dallas (2/22/16) ... signed by the Spurs (8/2/16).

**2015-16 (Boston/Dallas):** Appeared in a total of 55 games between Boston and Dallas, averaging 7.8 points, 5.5 rebounds and 1.5 assists in 16.4 minutes ... shot .531 (178-355) from the field and .763 (71-93) from the foul line ... started the season with the Celtics, averaging 7.1 points, 4.3 rebounds and 1.8 assists in 15.7 minutes over 30 games ... was waived by Boston on 2/19 ... signed with Dallas on 2/22 ... in 25 games with the Mavericks, averaged 8.5 points, 7.0 rebounds and 1.2 assists in 17.3 minutes ... recorded four double-doubles ... scored in double figures 24 times, including one game with 20-or-more points ... posted four games with 10-plus rebounds ... recorded a season-high 20 points (8-11 FG, 4-4 FT) in 22 minutes at Cleveland on 3/16 ... two nights later posted a double-double with 16 points (7-8 FG, 2-2 FT) and a season-best 16 rebounds in 27 minutes vs. Golden State on 3/18 ... recorded a double-double with 18 points (7-9 FG, 4-4 FT), 12 rebounds, 3 assists and a career-high-tying 4 blocks in 26 minutes at Denver on 3/6 ... finished with 14 points (6-10 FG, 2-4 FT), a game-high 14 rebounds and 2 assists in 25 minutes vs. DEN on 2/26 ... tallied 12 points, 9 rebounds and a season-high 6 assists in 24 minutes at Golden State on 3/25 ... posted 13 points (6-9 FG, 1-1 FT), 9 rebounds and 2 steals in 22 minutes vs. Minnesota on 2/28 ... recorded 13 points, 8 rebounds and 3 assists in 22 minutes vs. Minnesota on 12/21 ... finished with 12 points (6-9 FG) and 11 rebounds in 18 minutes vs. Sacramento on 3/3 ... recorded 21 DNP-CDs ... missed 2 games due to a right heel contusion (12/5-12/7) ... missed 2 games due to a sore lower back (12/26-12/27) ... saw action in two playoff games with the Mavericks, averaging 6.0 points and 3.0 assists in 16.5 minutes.

**2014-15 (Golden State):** Helped the Warriors win the 2015 NBA Championship ... appeared in 49 games (four starts), averaging 7.9 points, 5.2 rebounds and 1.7 assists in 18.5 minutes...In four starts, averaged 12.3 points and 5.3 rebounds in 25.7 minutes...Scored in double figures 16 times...Made his first start of the season on Mar. 13 at Denver, posting 13 points, four rebounds and three assists in 31 minutes... Posted his lone double-double of the season with 10 points and 10 rebounds at New York on Feb. 7, hitting a season-high six free throws...Passed Troy Murphy (2,099) for sixth place on the Warriors' all-time defensive rebounds list (statistic first officially recorded in 1973-74)...Scored a season-high 24 points, converting on a season-high 10 field goals to go along with nine rebounds and six assists vs. Chicago on Jan. 27, becoming the first Warriors reserve to tally at least 24 points/nine rebounds/ six assists since Baron Davis on Nov. 29, 2006...Scored his 10,000th career point vs. Houston on Jan. 21...On Dec. 22 vs. Sacramento, appeared in his first game since missing 21-straight contests (24 total) with a strained left

hamstring and posted six points and seven rebounds in 16 minutes of play...Made his first appearance of the 2014-15 campaign on Nov. 5 vs. the L.A. Clippers after sitting out the first three games due to a strained left hamstring...DNP-CD eight times...Inactive 24 times with a strained left hamstring and once with a lower back strain... appeared in 13 games for the Warriors en route to winning the NBA Finals... Averaged 3.1 points and 2.6 rebounds in 8.2 minutes.

**2013-14 (Golden State):** Appeared in 69 games (67 starts), averaging 18.2 points, 9.3 rebounds and 2.1 assists in 33.2 minutes...Tallied his 20th 20-point/10-rebound game of the season vs. Orlando on Mar. 18, his second-straight year totaling 20-plus such games after notching a career-high 31 in 2012-13...Became the first Warrior to post at least 20 20-point/10-rebound games in back-to-back years since Robert Parish from the 1978-79 to 1979-80 seasons...Averaged at least 16 points and nine rebounds for a fourth-straight season with Golden State, just the fifth player in team annals to post four or more 16/9 seasons...Hit at least 50 percent from the field and 75 percent from the free throw line for a fourth-straight season, trailing only Chris Mullin (eight) for the most seasons reaching those percentages as a Warrior...Now has eight career seasons in which he has hit 50 percent from the field and 75 percent from the charity stripe, one of only 13 players in NBA history to hit those figures in eight-or-more seasons... Surpassed 1,000 points for the season, making him the first Warrior to reach 1,000 points in fourstraight campaigns since Jason Richardson (2001-06)...Named Western Conference Player of the Week for the week of Dec. 30-Jan. 5, his fourth career weekly honor and third with the Warriors, making him the fourth player in franchise history to win the award three times as a Warrior (Chris Mullin, Tim Hardaway, Baron Davis)...Averaged 24.5 points and 10.5 rebounds while shooting 67.2 percent during the team's 4-0 week on the road...Had a career-long streak of 123-straight games scoring in double figures snapped on Feb. 5 vs. Charlotte, ending what was the third longest active double-digit scoring streak behind only LeBron James and Kevin Durant and the longest by a Warrior since Chris Mullin went 301-straight from 1989-93...Came off the bench at Chicago on Feb. 26 for the first time in a regular season game for the Warriors after sitting out the previous two games with a stomach flu...Grabbed a season-high 18 rebounds at Milwaukee on Jan. 7 ... Totaled a season-high-tying 32 points to go with 14 rebounds at Miami on Jan. 2, while shooting 13-of-17 from the field (.765), becoming the first Warrior to post 32/14 while hitting 75 percent or better from the field since Rony Seikaly did so in 1994...Finished with a season-high-tying 32 points to go with 13 rebounds vs. San Antonio on Dec. 19, his first of two 30/10 games on the season... Registered 34 double-doubles, including 21 20-point/10-rebound performances... Scored at least 20 points 32 times, including 30 points twice...Missed three games (1/31, 2/6-8) with a left shoulder sprain/ left hip strain (inactive twice)... Missed two games (Feb. 22 through 24) with a stomach flu... Missed five games (Mar. 28 through Apr. 4) with a strained right hamstring and two with nerve inflammation, right leg... Missed one game (Apr. 16) due to rest ... appeared in seven playoff games (all starts), averaging 13.9 points, 9.1 rebounds and 2.6 assists while hitting 53.2 percent from the field in 31.0 minutes... Scored a playoff career-high 20 points in Game 1 at the Clippers on Apr. 19, adding 13 rebounds for his first career postseason 20/10 game...Recorded three postseason double-doubles.

**2012-13 (Golden State):** Appeared in 79 games (all starts), averaging 18.5 points (15th in the NBA), 11.2 rebounds (T-4th) and 3.5 assists in 36.8 minutes...Earned Third Team All-NBA honors, the first Warrior to earn All-NBA recognition since Latrell Sprewell was First Team in 1993-94...Was the only player in the NBA to average 18 points, 11 rebounds and three assists, becoming the fifth Warrior to ever put up those numbers in a single season (Nate Thurmond, Wilt Chamberlain, Jerry Lucas and Neil Johnston)...Led the league with 56 double-doubles, becoming the first Warrior to lead the NBA in the category since Wilt Chamberlain in 1963-64...Also led the league in 20-point/10-rebound games with 31, the most by a Warrior since Nate Thurmond had 41 in 1971-72...Became the Warriors' first All-Star since Latrell Sprewell in 1997...Shot above 50 percent from the field for the eighth consecutive season (.519)...Earned Western Conference Player of the Week twice, for the week of Dec. 10-16 and again for the week of Jan. 28-Feb. 3, becoming the first Warrior since Baron Davis in 2005 to win the award twice in one season... Enjoyed a 12-game streak from Dec. 3-22 with at least 20 points and eight rebounds while shooting at least .500 from the field, becoming just the fourth player in NBA history with such a streak (Wilt Chamberlain, Kareem Abdul-Jabbar, Shaquille O'Neal)...Recorded the third triple-double of his career (second with the Warriors) vs. Charlotte on Dec. 21 with 23 points, 11 rebounds and a career-high 11 assists, becoming the 10th player in franchise history with multiple triple-doubles in a Warriors uniform...Tallied 25 points and a career-high 22 rebounds (career-high tying 17 defensive rebounds) vs. the Spurs on Feb. 22, his fifth career 20-point/20-rebound game (second with the Warriors), becoming the first Warrior to reach those figures in a game since Donyell Marshall posted 25 and 22 vs. the Nets on Nov. 26, 1997...Scored 20-plus 40 times and 30-plus twice, including a season-high 31 points vs. Denver on Nov. 29...Had a career-best streak of seven-straight 20-point/10-rebound games during a



seven-game road trip (Dec. 5-15)...Scored in double figures in each of his final 76 games of the regular-season, a career-best streak ... appeared in six playoff games (one start), averaging 5.0 points and 4.7 rebounds in 10.8 minutes per contest. In his playoff debut in Game 1 of First Round at Denver on Apr. 20, tallied 10 points and 14 rebounds in 29 minutes before suffering a torn right hip flexor, which was expected to sideline him for the remainder of the postseason...Returned to see limited action in Game 6 of First Round series-clinching victory over Denver on May 2 and also appeared in four games (35 total minutes) during Western Conference Semifinals against San Antonio...Missed six postseason games overall due to a torn right hip flexor.

**2011-12 (Golden State):** Appeared in 57 games (all starts), averaging 20.1 points (12th in the NBA), 9.6 rebounds (T-12th) and 2.8 assists in 37.2 minutes (9th)...Shot above 50 percent continued on next page... 60 from the field for the seventh consecutive season (.503), which tied him for 17th in the league...Was one of only four players to average 20-plus points and nine-plus rebounds, joining Blake Griffin, Dwight Howard and Kevin Love...Became the first Warrior to average 20-plus points and nine-plus rebounds since Nate Thurmond in 1971-72...Is one of six Warriors ever to average 20-plus points in a season on 50 percent shooting or better (Monta Ellis, Chris Mullin, Joe Barry Carroll, Bernard King, Wilt Chamberlain) and one of only five players in the NBA to do so in 2011-12 (LeBron James, Dwight Howard, Blake Griffin, LaMarcus Aldridge)...Recorded his second career triple-double with 25 points, 11 rebounds and a career-high-tying 10 assists vs. Oklahoma City on Feb. 7, becoming the first Warriors power forward to notch a triple-double since Chris Webber did so on Dec. 23, 1993 vs. the Clippers... Scored a season-high 31 points at Minnesota on Apr. 4...Grabbed a season-best 16 rebounds twice: Mar. 25 at Portland and Jan. 14 at Charlotte...Scored in double figures in all 57 games to extend double-digit streak to a career-long 72-straight contests (only Kobe Bryant, Kevin Durant and LeBron James had longer active streaks at end of 2011-12 season)...Scored 20-plus points 33 times and 30-plus twice... Scored 20-plus points in a career-high tying seven consecutive games from Mar. 28-Apr. 6...Recorded 27 double-doubles (13th most in NBA) and 17 20-point/10-rebound games (6th)...Missed one game due to illness (Jan. 2) and missed the final eight games with a strained groin/stress reaction and eventual surgery (performed on Apr. 26) to repair torn abdominal and abductor muscles.

**2010-11 (Golden State):** Appeared in 73 games (all starts), averaging 16.5 points, 9.8 rebounds, 3.2 assists and 1.01 steals in 36.1 minutes per contest...Among NBA leaders, ranked seventh in rebounds, 24th in field goal percentage (.507), 25th in minutes and 37th in scoring...Was one of seven players in the NBA to average at least 16.0 points and 9.0 rebounds, joining Kevin Love, Dwight Howard, Zach Randolph, Blake Griffin, Pau Gasol and Al Jefferson...Shot over 50 percent from the field for the sixth consecutive season...Posted three-straight games with at least 20 points and 14 rebounds from Apr. 5-10, becoming first Warriors player to do so in three-straight games since Nate Thurmond turned the trick from Feb. 17-23 during the 1972-73 season...15 games of at least 20 points & 10 rebounds with two 30/10 games and one 20/20 effort...Season-high 33 points and 12 rebounds vs. Washington on Mar. 27...Posted 31 points and 12 rebounds vs. San Antonio on Jan. 22...Totaled 29 points and season-high 20 rebounds at Portland on Apr. 5...Notched 20-or-more points 21 times, including two 30-plus performances...10-or-more rebounds 38 times, including one 20-rebound performance...37 double-doubles (all point/rebound), which ranked seventh in the NBA... Missed eight straight games from Nov. 11-26 due to a left elbow injury that was suffered in a game at New York on Nov. 10 when elbow was punctured by tooth of Knicks' Wilson Chandler...Missed one game due to bruised lower back...Team posted a 1-8 record in nine games he missed due to injury.

**2009-10: (New York):** Appeared in 81 games (all starts), averaging 20.2 points, 11.7 rebounds, 3.6 assists and 1.05 steals in 37.3 minutes, while shooting 54.5 percent from the field and 81.2 percent from the free throw line...Posted career-high averages in points, assists and blocks, as well as career-high-tying averages in rebounds and steals...Was one of only three players in the NBA to average at least 20 points and 10 rebounds (Zach Randolph and Chris Bosh)...Ranked 4th in the NBA in rebounding (11.7) and 4th in double-doubles (53)...Ranked ninth in field goal percentage (.545) and was one of only four players in the NBA to average 20-plus points while shooting 50 percent-or-better from the field (Amar'e Stoudemire, LeBron James and Chris Bosh were others)...Recorded first career triple-double with a career-high 37 points, 20 rebounds and 10 assists at Golden State on Apr. 2...Became first player to register at least 30 points, 20 rebounds and 10 assists in a game since Kareem Abdul-Jabbar in March of 1976...Scored 20-plus points 46 times, including five games with 30-plus...Grabbed 10-plus rebounds 54 times, 15-plus boards 23 times and 20-plus rebounds three times... Recorded 20 points and 10 rebounds in the same game 32 times...Registered four points, two rebounds and one assist in 12 minutes in the 2010 NBA All-Star Game at Cowboys Stadium in Dallas...Was first Knicks player selected to All-Star team since Allan Houston and Latrell Sprewell in 2000-01.

**2008-09 (New York):** Appeared in 81 games (74 starts), averaging 16.0 points, 11.7 rebounds, 2.1 assists and 1.00 steals in 34.9 minutes, while shooting 54.9 percent from the field...Led the NBA in double-doubles with 65, becoming the first Knick to lead NBA in double-doubles since Patrick Ewing in 1996-97...Registered 24 consecutive double-doubles from January 14-March 4 (second longest streak in Knicks history)...Named Eastern Conference Player of the Week for week ending on February 1... His 11.7 rebounds per game were most by a Knick since Charles Oakley in 1993-94 (11.8)...Scored 20-plus points 15 times and 30-plus points twice...Recorded 20 points and 10 rebounds in same game 14 times...Grabbed 20-plus boards twice, including one 20/20 game (37 points and 21 rebounds on Nov. 29 vs. Golden State)...Missed one game with right knee tendinitis.

**2007-08 (New York):** Appeared in 81 games (29 starts), averaging 10.8 points, 8.9 rebounds and 1.2 assists in 29.1 minutes, while shooting 55.2 percent...In 29 starts, averaged 13.0 points and 10.3 rebounds in 33.8 minutes...Shot a career-high 81.9 percent from the free throw line... Scored 20-plus points three times...Recorded 23 double-doubles and three 20-point/10-rebound games...Missed one game with back spasms.

**2006-07 (New York):** Appeared in 58 games (12 starts), averaging 10.7 points, 10.4 rebounds and 1.8 assists in 29.8 minutes, while shooting a career-high 60.0 percent...Finished fourth in voting for NBA Sixth Man of the Year...Shot 60.0 percent from the field to establish a new alltime Knicks field goal percentage mark (previously held by Bernard King in 1983-84)...Named MVP of T-Mobile Rookie Challenge during 2007 All-Star Weekend in Vegas, posting game-highs of 30 points and 11 rebounds for the Sophomore squad...Registered 29 double-doubles... Recorded 10-plus rebounds 33 times, with eight games of 15-plus boards...Missed 24 games due to injury (23 with right leg injury and one with flu-like symptoms).

**2005-06 (New York):** Appeared in 67 games (14 starts), averaging 5.1 points and 4.5 rebounds in 16.9 minutes, while shooting 59.6 percent from the field...Scored 10-plus points 11 times, including one 20-plus effort...Grabbed 10-plus rebounds 10 times and recorded four double-doubles...Listed as inactive 10 times and registered five DNP-CDs.

**COLLEGE CAREER:** Played four seasons at Florida, averaging 11.3 points, 6.8 rebounds and 2.0 assists and 25.0 minutes, while shooting 58.0 percent, in 127 games ... finished collegiate career in school's top-15 in career scoring (11.3), eighth in double-doubles (22), fifth in career field goal percentage (.581) and sixth in blocked shots (109)...Led Gators in field goal percentage in each of his four seasons and led team in rebounds in his last three years...Earned All-SEC honors as both a junior and senior... As a senior (2004-05), appeared in 32 games and averaged career-high 13.6 points, career-high 9.0 rebounds, 2.2 assists and 1.1 steals while shooting 52.5 percent from the field in 28.0 minutes...Named All-SEC Second Team, earned SEC All-Tournament honors and led the Gators to their first conference title...As a junior (2003-04), appeared in 31 games and averaged 13.3 points, 6.8 rebounds, a career-high 2.8 assists and 1.1 steals while shooting 58.8 percent from the field in 27.5 minutes...Named to All-SEC Second Team...As a sophomore (2002-03), appeared in 33 games and averaged 11.2 points, 6.8 rebounds, 1.8 assists and shot a career-high 64.8 percent from the field in 26.2 minutes...As a freshman (2001-02), appeared in 31 games and averaged 7.0 points, 4.7 rebounds and 1.0 assist in 18.0 minutes...Named to All-SEC Freshman Team.

**PERSONAL:** Since 2010, has served as one of the NBA's St. Jude Hoops for Hope ambassadors, donating substantial time and resources to help raise awareness and contributions for St. Jude Children's Research Hospital and its fight against childhood cancer...earned undergraduate degree in sociology from Florida, where he was an SEC All-Academic selection...while in high school at Chaminade Prep in St. Louis, was selected to 2001 McDonald's All-American Game, winning the Slam Dunk contest... Second Team Sporting News All-American as a high school senior...high school classmate of former NHL player Yan Stastny, son of Hockey Hall of Famer Peter Stastny...played for the same AAU squad as fellow St. Louis native and former NBA guard Larry Hughes...grandson of businessman-philanthropist E. Desmond "Des" Lee...lists Jesus Christ, Michael Jordan and Dr. Martin Luther King as historical figures he'd most like to dine with...appeared on Donald Trump's Celebrity Apprentice in spring 2009...appeared with his mother as part of NBA star-studded week on TV's Family Feud, taped in Sept. 2007...played tennis regularly until age 12...grew from 6-foot-2 to 6-foot-9 between freshman and sophomore seasons in high school...natural lefty is ambidextrous, result of breaking his left arm as high school sophomore.

## NBA REGULAR SEASON STATISTICS

Year	TEAM	G	MINS	FGM-FGA	PCT	FTM-FTA	FT%	FG3-FG3A	PCT	OFF-DEF-TOT	R/G	AST	A/G	PF	DQ	STL	BLK	PTS	AVG
05-06	NY	67	1129	137-230	.596	71-123	.577	0-0	--	109-194-303	4.5	43	0.6	124	1	30	20	345	5.1
06-07	NY	58	1731	240-400	.600	141-173	.815	0-0	--	196-406-602	10.4	104	1.8	155	3	48	23	621	10.7
07-08	NY	81	2356	341-618	.552	194-237	.819	0-2	.000	242-482-724	8.9	95	1.2	210	1	55	29	876	10.8
08-09	NY	81	2824	522-951	.549	249-330	.755	0-3	.000	256-695-951	11.7	174	2.1	260	6	80	22	1293	16.0
09-10	NY	81	3019	686-1258	.545	268-330	.812	0-8	.000	228-721-949	11.7	295	3.6	257	0	85	40	1640	20.2
10-11	GSW	73	2634	496-978	.507	210-267	.787	1-3	.333	217-497-714	9.8	233	3.2	211	2	74	31	1203	16.5
11-12	GSW	57	2121	464-922	.503	219-280	.782	0-5	.000	171-374-545	9.6	162	2.8	179	6	54	22	1147	20.1
12-13	GSW	79	2907	602-1160	.519	255-320	.797	0-4	.000	218-668-886	11.2	279	3.5	246	1	67	22	1459	18.5
13-14	GSW	69	2288	513-981	.523	231-296	.780	0-1	.000	182-461-643	9.3	147	2.1	206	4	48	26	1257	18.2
14-15	GSW	49	904	160-313	.511	68-104	.654	0-2	.000	81-176-257	5.2	85	1.7	83	0	31	26	388	7.9
15-16	BOS/DAL	55	903	178-335	.531	71-93	.763	0-1	.000	101-204-305	5.5	84	1.5	114	0	22	28	427	7.8
<b>TOTALS</b>		<b>750</b>	<b>22816</b>	<b>4339-8146</b>	<b>.533</b>	<b>1977-2553</b>	<b>.774</b>	<b>1-29</b>	<b>.034</b>	<b>2001-4878-6879</b>	<b>9.2</b>	<b>1701</b>	<b>2.3</b>	<b>2045</b>	<b>24</b>	<b>594</b>	<b>289</b>	<b>10656</b>	<b>14.2</b>

## NBA POSTSEASON STATISTICS

Year	TEAM	G	MINS	FGM-FGA	PCT	FTM-FTA	FT%	FG3-FG3A	PCT	OFF-DEF-TOT	R/G	AST	A/G	PF	DQ	STL	BLK	PTS	AVG
12-13	GSW	6	85	13-33	.394	4-6	.667	0-0	--	6-22-28	4.7	5	0.8	5	0	3	1	30	5.0
13-14	GSW	7	217	41-77	.532	15-19	.789	0-0	--	24-40-64	9.1	18	2.6	28	1	4	0	97	13.9
14-15	GSW	13	107	16-40	.400	8-15	.533	0-0	--	11-23-34	2.6	8	0.6	17	0	3	2	40	3.1
15-16	Bos.-Dal.	2	33	6-8	.750	0-0	--	0-0	--	1-5-6	3.0	1	0.5	7	0	0	0	12	6.0
<b>TOTALS</b>		<b>28</b>	<b>422</b>	<b>76-158</b>	<b>.481</b>	<b>27-40</b>	<b>.675</b>	<b>0-0</b>	<b>--</b>	<b>42-90-132</b>	<b>4.7</b>	<b>32</b>	<b>1.1</b>	<b>57</b>	<b>1</b>	<b>10</b>	<b>3</b>	<b>179</b>	<b>6.4</b>

## NBA ALL-STAR STATISTICS

Year	TEAM	G	MINS	FGM-FGA	PCT	FTM-FTA	FT%	FG3-FG3A	PCT	OFF-DEF-TOT	R/G	AST	A/G	PF	DQ	STL	BLK	PTS	AVG
09-10	NY	1	12	2-3	.667	0-0	--	0-0	--	0-2-2	2.0	1	1.0	1	0	0	0	4	4.0
12-13	GSW	1	13	3-4	.750	0-0	--	0-0	--	0-2-2	2.0	0	0.0	1	0	2	0	6	6.0
<b>TOTALS</b>		<b>2</b>	<b>26</b>	<b>5-7</b>	<b>.714</b>	<b>0-0</b>	<b>--</b>	<b>0-0</b>	<b>--</b>	<b>0-4-4</b>	<b>2.0</b>	<b>1</b>	<b>0.5</b>	<b>2</b>	<b>0</b>	<b>2</b>	<b>0</b>	<b>10</b>	<b>5.0</b>

## CAREER HIGHS

	REGULAR SEASON HIGHS	PLAYOFF HIGHS
<b>MINUTES</b>	52, vs. Phoenix, 1/2/06	38 (2), at LA Clippers, 5/3/14
<b>POINTS</b>	37 (2), at Golden State, 4/2/10	20, at LA Clippers, 4/19/14
<b>REBOUNDS</b>	22, vs. San Antonio, 2/22/13	14, at Denver, 4/20/13
<b>ASSISTS</b>	11, vs. Charlotte, 12/21/12	4 (2), at LA Clippers, 4/29/14
<b>STEALS</b>	5 (3), at Minnesota, 3/13/09	2, vs. LA Clippers, 4/27/14
<b>BLOCKS</b>	4 (2), at Denver, 3/6/16	3, at Memphis, 5/15/15



# KAWHI LEONARD

HEIGHT 6-7 | WEIGHT 230 | SEASON Sixth  
BIRTHDATE 6/29/91 | BIRTHPLACE Riverside, CA  
HIGH SCHOOL King (Riverside, CA )  
COLLEGE San Diego State

**FORWARD**

**2**

SELECTED BY INDIANA IN THE FIRST ROUND OF  
THE 2011 NBA DRAFT, 15TH OVERALL PICK

OBTAINED FROM INDIANA ALONG WITH DAVIS BERTANS AND ERAZEM  
LORBEB IN EXCHANGE FOR GEORGE HILL, 6/23/11

**CAREER NOTES:** In his sixth NBA season, all with the Spurs ... re-signed with San Antonio on 7/16/15 ... acquired by the Spurs in a 2011 draft night trade that sent George Hill to Indiana in exchange for the draft rights to Leonard along with Davis Bertans and Erazem Lorbek ... was selected by the Pacers with the 15th overall pick in the 2011 NBA Draft ... the 2014 NBA Finals MVP ... a two-time winner of the NBA's Defensive Player of the Year Award (2015 and 2016) ... the only Spurs player to win multiple Defensive Player of the Year awards ... named to the NBA's All-First Team in 2016 ... has earned All-Defensive First Team honors twice (2015 and 2016) and was named to the All-Defensive Second Team in 2014 ... one of just three players in NBA history to win both NBA Defensive Player of the Year and NBA Finals MVP (Michael Jordan and Hakeem Olajuwon are the others)... named a starter for the 2016 NBA All-Star Game ... was selected to the All-Rookie First Team in 2012 ... has been named Western Conference Player of the Week twice ... played in his 300th NBA game at Dallas on 2/5/16, registering his 232nd win – the most in NBA history through a player's first 300 games ... played in his 72nd career playoff game at Oklahoma City on 5/6/16, and with the win became the fastest player to reach 50 playoff wins in Spurs franchise history ... in five NBA seasons, has appeared in 324 games, averaging 14.3 points, 6.3 rebounds, 2.0 assists and 1.77 steals in 29.9 minutes ... has appeared in 75 playoff games, averaging 13.5 points, 7.4 rebounds, 1.3 assists and 1.6 steals in 32.9 minutes ... shooting .515 (334-649) from the field and .417 (83-199) from three-point range in the postseason ... won 41 playoff games in 58 appearances before his 23rd birthday, which ranks second all-time behind Kobe Bryant (42 wins) ... selected to play in the 2012 and 2013 Rookie Challenge at All-Star Weekend ... chosen to the 2012 USA Men's Select Team that participated in a training camp with Team USA prior to the 2012 Olympics ... attended mini-camp with Team USA in 2015.

**2015-16:** The NBA's 2016 NBA Defensive Player of the Year ... named to the All-NBA First Team and All-Defensive First Team ... started in all 72 games he appeared in, averaging a career-high 21.2 points, 6.8 rebounds, 2.6 assists and 1.78 steals in 33.0 minutes ... shot .506 (551-1,090) from the field, .443 (129-291) from three-point range and a team-high .874 (292-334) from the foul line ... the only player in the NBA to average at least 20.0 points and 6.0 rebounds while shooting over 50 percent from the floor and 40 percent from the three-point line ... ranked third in the NBA in three-point field goal percentage, 11th in free throw percentage, 12 in steals per game and 15th in scoring ... scored in double figures 70 times, including 44 games with 20-or-more points and four games with 30-plus ... registered 12 double-doubles ... handed out at least five assists 10 times ... recorded three-plus steals in 15 games ... led the team in scoring 44 times, rebounding on 21 occasions and in steals 50 times ... was named Western Conference Player of the Week twice (12/21 and 3/7) ... became the sixth Spurs player in franchise history to be selected as an All-Star starter on 1/21 ... finished with 17 points, 6 rebounds, 3 assists and 2 steals in 26 minutes in his first All-Star start ... played in his 300th NBA game at Dallas on 2/5, registering his 232nd win – the most in NBA history through a player's first 300 games ... produced a career-high 33 points (10-17 FG, 2-5 3FG, 11 FT) to go along with a career-high tying 7 assists, 6 rebounds and 3 steals in 40 minutes vs. Toronto on 4/2 ... connected on the game-winner with 0.9 seconds left to play, finishing with a game-high 29 points (12-19 FG, 3-3 3FG, 2-2 FT) to go along with 7 rebounds, 2 assists and 2 steals in 33 minutes at Orlando on 2/10 ... opened the season with 32 points (13-22 FG, 5-5 FT), 8 rebounds, 3 steals and 2 blocks in

35 minutes at Oklahoma City on 10/28 ... became the second Spur to score 30+ in under 25 minutes in the last 30 years when he tallied 32 points (12-21 FG, 3-7 3FG, 5-7 FT) in 24 minutes vs. Miami on 3/23 ... totaled a game-high 30 points to go along with 11 rebounds, 3 assists, 2 steals and 2 blocks in 39 minutes at New Orleans on 3/3 ... notched a game-high 29 points (10-15 FG, 3-5 3FG, 6-6 FT) and added 5 rebounds, 3 assists and 3 steals in 35 minutes at Utah on 2/25 ... posted a game-high 27 points with 8 rebounds in 39 minutes at Houston on 2/27 ... recorded 27 points, 6 rebounds, 5 assists and 2 steals in 36 minutes vs. Detroit on 3/2 ... became the first Spur since Tony Parker (3/4/12 – 3/16/12) to register five straight 25+ point games when he finished with 25 points, 13 rebounds and 6 assists in 36 minutes vs. Sacramento on 3/5 ... netted a double-double with 18 points and a season-high 14 rebounds with 2 steals and a team-high 4 blocks in 36 minutes at New York on 11/2 ... scored a game-high 27 points, connecting on a career-high seven three-pointers in 33 minutes at Memphis on 12/3 ... tallied a game-high 27 points (9-15 FG, 4-7 3FG, 5-6 FT) to go along with 3 rebounds, 4 assists and 4 steals in 38 minutes vs. Washington on 12/16 ... had a game-high 29 points with 7 rebounds, 2 assists, 2 steals and 2 blocks in 39 minutes vs. Chicago on 3/10 ... netted a team-high 26 points with 7 rebounds, 3 assists and 3 steals in 38 minutes vs. Oklahoma City on 3/12 ... produced his 11th double-double of the season with 18 points, a season-high tying 14 rebounds, 4 assists and 2 blocks in 39 minutes vs. Golden State on 3/19 ... registered a game-high 26 points, 5 rebounds, 5 assists, 2 steals and 2 blocks in 39 minutes vs. Oklahoma City on 4/12 ... missed one game with an upper respiratory infection (11/14) ... missed one games with gastroenteritis (12/7) ... missed three games with tightness, left calf (2/18 – 2/21) ... missed three games with a right quad contusion (3/25-3/28) ... sat out two games due to rest (4/8 and 4/13) ... started all 10 playoff games, averaging a team-best 22.5 points, 6.3 rebounds, 2.8 assists, 2.60 steals and 1.40 blocks in 33.9 minutes ... shot .500 (83-166) from the field, .436 (17-39) from long range and .824 (42-51) from the free throw line ... scored in double figures in all 10 games, including 20-or-more eight times and 30-plus twice ... totaled a team-high 22 points to go along with 9 rebounds, a postseason career-high tying 5 assists and 3 steals in 37 minutes in Game 6 at Oklahoma City on 5/12 ... recorded a team-high 26 points with 6 rebounds, 4 assists and 5 steals in 39 minutes in Game 5 vs. Oklahoma City on 5/10 ... totaled a team-high 31 points (9-17 FG, 3-4 3FG, 10-14 FT) with 11 rebounds and 3 assists in 39 minutes in Game 3 at Oklahoma City on 5/6 ... first player since Dallas' Dirk Nowitzki (2011 Western Conference Semifinals vs. Los Angeles Lakers) to shoot at least 50 percent from the field, 60 percent from three-point range and 90 percent from the foul line over the course of a playoff series when he shot .527 percent from the field, .611 percent from three and .944 percent from the foul line in the first round vs. Memphis (minimum 20 FGA, 10 3PA and 10 FTA) ... became the first player to record 30 points, 5 blocks and zero turnovers in a playoff game since Shaquille O'Neal on 5/20/00 when he produced a postseason career-high tying 32 points (11-22 FG, 6-9 3FG, 4-5 FT) with 7 rebounds, a playoff career-high 5 blocks, 4 steals and 2 assists in 42 minutes in Game 3 at Memphis on 4/22.

**2014-15:** Named the 2015 NBA Defensive Player of the Year and to the All-Defensive First Team ... appeared and started in 64 games, averaging a team-high 16.5 points, 7.2 rebounds, 2.5 assists and 2.31 steals in 31.8 minutes ... posted career-highs in points, rebounds, assists and steals ... ranked first in the NBA in steals per game ... shot .479 (394-822) from the field, .349 (67-192) from downtown and .802 (202-252) from the charity stripe ... scored in double figures 55 times, including a career-best 21 games with 20-or-more points ... recorded 14 double-doubles ... led the team in scoring 21 times, rebounding 17 times, steals 37 times and blocks 15 times ... recorded 37 games with two-or-more steals, including 16 games with four-or-more ... one of two players in the NBA to average 16.0 points, 7.0 rebounds and 2.00 steals (R. Westbrook) ... matched his career-high with 26 points (10-18 FG, 1-3 3FG, 5-5 FT) to go with 10 rebounds, 3 assists and 3 steals in 37 minutes at LA Clippers on 11/10 ... tied his career-high for the second time this season with 26 points (9-15 FG) to go along with 10 rebounds and 4 assists in 33 minutes at Philadelphia on 12/1 ... became the first player in NBA history to record 25+ points and 7+ steals in less than 25 minutes with 26 points (11-17 FG, 1-3 3FG, 3-4 FT), a career-high 7 steals, 5 rebounds and 3 assists in 24 minutes vs. Golden State on 4/5 ... recorded a career-high-tying 26 points (10-15 FG, 4-4 3FG, 2-2 FT), 2 rebounds, 2 assists and 3 steals in 24 minutes at Oklahoma City on 4/7 ... with 18 points, 8 rebounds, a career-high 6 blocks, 5 steals and 4 assists at Denver on 12/14, it marked the first time a Spurs player has had at least 5 blocks and 5 steals in the same game since David Robinson on 11/10/92 ... posted 17 points (6-13 FG, 3-6 3FG), a career-best 15 rebounds, 3 assists and 2 steals in 31 minutes at Denver on 1/20 ... posted 21 points (8-12 FG, 2-2 3FG) and 13 rebounds in 36 minutes vs. Indiana 11/26 ... recorded 16 points (7-12 FG), 5 rebounds, 5 assists and 5 steals in 36 minutes at Utah on 12/9 ... posted 15 points and 14 rebounds to go with 3 assists and 2

steals in 33 minutes vs. LA Lakers on 1/23 ... recorded 19 points and 14 rebounds vs. Milwaukee on 1/25 ... scored 24 points (8-15 FG, 5-10 3FG), including a career-high five three-pointers, to go with 4 assists and 3 steals in 33 minutes vs. Miami on 2/6 ... posted 22 points (9-18 FG, 4-4 FT), 10 rebounds, 3 steals and 2 blocks in 32 minutes at Phoenix on 2/28 ... recorded 21 points (9-11 FG, 2-4 3FG), including a career-high in a half with 19 in the first, to go with 5 rebounds and 3 steals in 29 minutes vs. Sacramento on 3/4 ... tallied 25 points (10-17 FG, 4-4 FT), 8 rebounds, 4 assists and 3 blocks in 36 minutes vs. Denver on 3/6 ... posted 20 points, 8 rebounds and 3 steals in 39 minutes vs. Chicago on 3/8, marking the first time in his career that he has scored 20+ points in four consecutive contests ... extended his career-long streak with 24 points (10-19 FG, 4-4 FT) and 11 rebounds along with 5 steals in 39 minutes vs. Toronto on 3/10 ... scored 20+ points for a sixth-straight game with 24 (9-14 FG) to go with 9 rebounds and a season-high 7 assists in 44 minutes vs. Cleveland on 3/12 ... posted 20 points (8-14 FG), 10 rebounds, 7 assists and 4 steals in 32 minutes at Atlanta on 3/22 ... recorded 25 points (11-17 FG), including 15-straight to open the fourth quarter, and 10 rebounds in 33 minutes vs. Memphis on 3/29 ... tallied 22 points (8-13 FG, 5-6 FT), 9 rebounds, 4 steals, 3 assists and 2 blocks in 38 minutes at Miami on 3/31 ... sat out the first game of the season with a right eye infection ... missed 17 of the 19 games from 12/10-1/14 with a bruised right hand ... started all seven playoff games, averaging a team-high 20.3 points, 7.4 rebounds, 2.6 assists and 1.1 steals in 35.7 minutes ... scored 20+ points three times and had one double-double ... posted a playoff career-high 32 points (13-18 FG, 3-5 3FG, 3-3 FT) in 29 minutes vs. LA Clippers on 4/24 ... registered 26 points, 7 rebounds and 5 assists in 40 minutes vs. LA Clippers on 4/26.

**2013-14:** Named the 2014 NBA Finals MVP ... earned NBA All-Defensive Second Team honors ... appeared in 66 games, starting in 65, averaging 12.8 points, 6.3 rebounds, 2.0 assists and 1.75 steals in 29.2 minutes ... posted career-highs in points, rebounds, assists and steals ... ranked ninth in the NBA in steals per game ... shot a career-high .522 (337-645) from the field, .379 (69-182) from downtown and .802 (101-126) from the charity stripe ... scored in double figures 50 times, including three games with 20-or-more points ... led the team in scoring five times, rebounding 12 times, steals 28 times and blocks 12 times ... Spurs recorded an .818 (54-12) winning percentage when Leonard was in the lineup ... recorded 38 games with two-or-more steals ... posted seven double-doubles on the season ... tallied a career-high tying 26 points (12-13 FG, 2-2 3FG), 5 assists and 3 rebounds in 28 minutes vs. Memphis on 4/6 (joined Avery Johnson and Gene Banks as only Spurs players to ever record 25+pts, 5+asts with 90+FG%) ... recorded a double-double with 16 points, a career-high 16 rebounds, 5 assists and 2 steals in 37 minutes at Dallas on 4/10 ... posted a double-double with 21 points (8-14 FG, 1-1 3FG, 4-7 FT), 10 rebounds and 3 assists in 35 minutes at Golden State on 12/19 ... tallied 16 points (7-14 FG, 1-5 3FG, 1-2 FT), 8 rebounds and a career-high tying 5 steals in 32 minutes vs. Boston on 11/20 ... recorded a double-double with 14 points, 10 rebounds, 4 steals and 2 assists and in 38 minutes at Oklahoma City on 11/27 ... tallied 19 points (8-11 FG, 3-5 3FG), 6 rebounds, 5 assists and 2 steals in 34 minutes vs. Minnesota on 12/13 ... recorded 17 points (8-11 FG, 1-1 3FG), 6 rebounds, 2 assists, 2 steals and 2 blocks in 36 minutes vs. Minnesota on 1/12 ... posted 15 points (6-12 FG, 2-6 3FG, 1-1 FT), 7 rebounds, a career-high tying 6 assists, 3 steals and 2 blocks in 33 minutes vs. Utah on 1/15 ... recorded 15 points (5-9 FG, 1-2 3FG, 4-4 FT), 6 rebounds, 4 assists, 2 steals and 2 blocks in 29 minutes vs. Detroit on 2/26 ... recorded 18 points (7-10 FG, 2-2 3FG, 2-2 FT), 5 rebounds, 4 steals, 3 assists, and 3 blocks in 26 minutes at Cleveland on 3/4 ... posted 17 points (5-6 FG, 1-2 3FG, 6-7 FT), 7 rebounds, 4 assists, 2 steals and 2 blocks in 38 minutes vs. Orlando ... tallied 16 points (6-12 FG, 2-4 3FG, 2-2 FT) and 9 rebounds in 29 minutes at Chicago on 3/11 ... posted 22 points (8-12 FG, 1-3 3FG, 5-6 FT), 10 rebounds, 4 assists and 2 steals in 34 minutes at LA Lakers on 3/19 ... tallied 14 points (6-11 FG, 2-3 3FG, 0-1 FT), a season-high tying 6 assists, 4 rebounds, 3 blocks and 2 steals and in 23 minutes at Denver on 3/28 ... posted 18 points (7-14 FG, 2-4 3FG, 2-3 FT), 5 rebounds, 4 assists and 3 steals in 34 minutes vs. Phoenix on 4/11 ... missed 14 games with a non-displaced fracture of fourth metacarpal (1/24-2/19) ... missed one game with a dental procedure (12/21) ... missed one game with rest (4/14) ... started all 23 playoff games, averaging 14.3 points, 6.7 rebounds, 1.7 assists and a team-high 1.70 steals in 32.0 minutes ... shot .510 (122-239) from the field, .419 (31-74) from three-point range and .736 (53-72) from the foul line ... recorded five double-doubles ... posted 18 games in double-figure scoring, including 5 games with 20-or-more ... kicked off the playoffs with 11 points (4-11 FG, 3-4 FT) and 10 rebounds vs. Dallas Mavericks on 4/20 in Game 1 of the First Round ... tied a playoff career-high with 5 steals to go along with 17 points, 5 rebounds and 3 assists at Dallas on 4/26 in Game 3 ... posted 22 points (9-15

FG, 3-4 3FG), 7 rebounds, 2 assists, while tying a playoff career-high with 5 steals vs. Portland on 5/14 in Game 5 to close out the Western Conference Semifinals ... set a playoff career-high with 4 assists twice vs. Oklahoma City Thunder on 5/21 and 5/31 ... recorded a double-double with 17 points, 11 rebounds and 4 assists at OKC on 5/31 in Game 6 to close out the Western Conference Finals ... set a playoff career-high with 29 points (10-13 FG, 3-6 3FG, 6-7 FT) at Miami Heat on 6/10 in Game 3 of the NBA Finals ... recorded a double-double with 20 points (7-12 FG, 1-3 3FG, 5-6 FT), 14 rebounds, 3 assists, 3 steals and a playoff career-high 3 blocks at Miami on 6/12 in Game 4 ... finished with 22 points (7-10 FG, 3-4 3FG, 5-6 FT) and 10 rebounds vs. Miami on 6/15 in Game 5 ... averaged 23.7 points, 9.3 rebounds, 2.3 assists, 2.00 steals and 2.00 blocks in the last 3 games of the NBA Finals ... at 22-years-old became third youngest NBA Finals MVP of all time (Magic Johnson, 20 and 22).

**2012-13:** Started in 57 of 58 games he appeared in, averaging 11.9 points, 6.0 rebounds, 1.6 assists and 1.49 steals in 31.2 minutes ... shot .494 (260-526) from the floor, .374 (65-174) from downtown and .825 (104-126) from the free throw line ... scored in double figures 37 times, including 20-or-more five times ... pulled down 10-or-more rebounds eight times ... recorded six double-doubles ... led the team in steals 21 times, rebounds six times, blocks three times and points four times ... recorded three-or-more steals 12 times ... selected to Team Chuck in the BBVA Rising Stars Challenge, marking his second selection in the event ... registered a career-high 26 points (11-18 FG, 1-3 3FG, 3-6 FT) and 4 rebounds in 43:37 minutes at Chicago on 2/11 ... recorded 24 points (8-16 FG, 1-2 3FG, 7-8 FT), 13 rebounds, 4 assists and 2 steals in 32:44 minutes vs. Cleveland on 3/16 ... recorded 24 points (9-18 FG, 3-4 3FG, 3-6 FT), a career-high 14 rebounds and a career-high 6 assists in 41:43 minutes at OKC on 4/4 ... hit a game winning three-pointer with 2.9 seconds remaining to give the Spurs a 96-95 win at Cleveland on 2/13 ... finished the game with 13 points, 10 rebounds and 4 blocks ... finished with 23 points (7-10 FG, 1-1 3FG, 8-10 FT), 6 rebounds, 4 assists, 2 steals and 2 blocks in 39:46 minutes vs. Atlanta 4/6 ... tallied 21 points (9-14 FG, 3-4 3FG), 8 rebounds, 2 steals and 2 blocks in 42:35 minutes vs. Utah on 3/22 ... finished with 19 points, 7 rebounds and 5 steals in the season opener at New Orleans on 10/31 ... tallied 16 points and 9 rebounds vs. New York on 11/15 ... finished with 17 points, 4 rebounds and 5 steals vs. Dallas 12/23 ... recorded a double-double with 19 points, 10 rebounds and 2 steals at Minnesota on 2/6 ... posted 16 points, 9 rebounds and 3 steals at Phoenix 2/24 ... tallied 17 points and 11 rebounds vs. Miami on 3/31 ... missed 18 games (11/17-12/18) with quadriceps tendinitis, right knee ... missed one game with a left patella contusion (1/23) ... missed five games with a sore left knee ... started in 21 playoff games, averaging 13.5 points, 9.0 rebounds and 1.76 steals in 36.9 minutes ... shot .545 (115-211) from the field, .390 (23-59) from three-point range and .633 (31-49) from the foul line ... ranked sixth in the postseason in FG percentage ... posted double figures in 18 games ... tallied six double-doubles ... recorded 18 points (7-11 FG, 1-1 3FG, 3-5 FT), 9 rebounds, 3 assists and 2 steals 41:01 minutes vs. Golden State on 5/6 in Game 1 of the WC Semifinals ... recorded a double-double with 11 points and 12 rebounds in 43:19 minutes vs. Golden State on 5/8 in Game 2 of the WC Semifinals ... notched 16 points (6-13 FG, 1-4 3FG, 3-4 FT), 10 rebounds and 2 steals in 34:01 minutes at Golden State on 5/16 in Game 6 of the WC Semifinals ... tallied 18 points (7-10 FG, 4-5 3FG) including a playoff-high 4 treys in 29:56 minutes vs. Memphis on 5/19 in Game of the WC Finals ... posted 11 points, 6 rebounds and postseason career-high 5 steals in 38:28 minutes at Memphis on 5/27 in Game 4 of the WC Finals ... pulled down 14 rebounds to go along with 9 points and 2 assists in 33:29 minutes at Miami on 6/9 in Game 2 of the Finals ... tallied 14 points, 12 rebounds and 4 steals in 29:29 minutes vs. Miami on 6/11 Game 3 of the Finals ... recorded a career playoff-high 22 points (9-14 FG, 1-3 3FG, 3-4 FT), 11 rebounds and 3 steals in 45:48 minutes at Miami on 6/18 in Game 6 of the Finals ... posted 19 points and a career playoff-high 16 rebounds in 45:00 minutes at Miami on 6/20 in Game 7 of the Finals.

**2011-12:** Named to the All-Rookie First Team ... appeared in 64 games, including 39 starts, averaging 7.9 points, 5.2 rebounds and 1.33 steals in 24.0 minutes ... shot .493 (199-404) from the floor, .376 (41-109) from three-point territory and .733 (68-88) from the foul line ... his 39 starts were the most by a Spurs rookie in the Pop era since Tony Parker started 72 games during the 2001-02 season ... scored in double figures 24 times, including 20-or-more once and grabbed 10-or-more rebounds five times ... recorded four double-doubles ... one of four rookies to record four-or-more double-doubles ... was selected to play in the 2012 Rookie Challenge Game at All-Star Weekend but sat out of the game due to injury ... led the team in points once, rebounds 12 times, steals 19 times and blocks five times ... ranked 13th in scoring, third in steals, third in field goal percentage, fifth in 3FG percentage and fourth

# KAWHI LEONARD

in rebounding among rookies ... recorded season-high 24 points (9-14 FG, 2-4 3FG, 4-6 FT), 10 rebounds and 5 steals at Portland on 2/21 ... registered his first double-double, scoring 13 points (6-10 FG) and 10 rebounds in a career-high 34 minutes at Oklahoma City on 1/8/12 ... finished with 19 points, 3 rebounds and 4 steals in 33 minutes at Milwaukee on 1/10 ... in his first start, posted 11 points, 8 rebounds and 2 blocks in 38 minutes vs. Houston on 1/11 ... finished with 12 points (6-11 FG), 10 rebounds, 2 steals and 1 block at Memphis on 1/30/12 ... placed on the inactive list for one game vs. Chicago on 2/29 ... started in all 14 playoff games, averaging 8.6 points, 5.9 rebounds, and 1.21 steals in 27.1 minutes ... shot .500 (45-90) from the floor, .450 (18-40) from three and .813 (13-16) from the charity stripe ... ranked eighth in three-point FG% in the postseason ... scored in double figures five times ... recorded his first double-double with a postseason-high 18 points (7-12 FG, 3-6 3FG, 1-1 FT) and 10 rebounds in Game 2 vs. Oklahoma City on 5/29 ... his double-double was the first double-double by a Spurs rookie since Tim Duncan's 32 points and 12 rebounds at Phoenix on 4/23/98 ... registered 14 points (5-7 FG, 3-5 3FG, 1-1 FT), 9 rebounds and 2 assists in Game 3 at L.A. Clippers 5/19 ... posted 16 points (5-8 FG, 3-3 3FG, 3-4 FT), 6 rebounds and 3 steals in Game 1 vs. L.A. Clippers on 5/15 ... finished with 17 points (6-7 FG, 3-4 3FG, 2-2 FT), 3 rebounds, and 2 steals in Game 2 vs. Utah on 5/2.

**COLLEGE NOTES:** Spent two seasons at San Diego State University ... as a sophomore was named a Second Team All-American by the Associated Press ... was a finalist for the Wooden Award and the Naismith Award ... led the Aztecs to a school-record 34 wins and an appearance in the Sweet 16 ... earned First Team All-Mountain West honors and was selected to the All-Mountain West Defensive Team and the All-MWC Tournament Team ... was named the Mountain West Freshman on the Year in 2009-10 ... earned All-MWC First Team honors, becoming the first freshman in MWC history to earn first team all-conference honors. ... named the MWC tournament MVP ... one of only four freshmen in the country to lead his team in scoring and rebounding, averaging a team-best 12.7 points and 9.9 rebounds ... in two season with the Aztecs played in 70 career games, while making 69 starts ... averaged 14.1 points, 10.2 rebounds, 2.2 assists and 1.40 steals in 31.9 minutes while shooting .449 (377-840) from the field and .744 (195-262) from the foul line ... had 40 career double-doubles, which is the second most in school history (Michael Cage – 61) ... tied Andrew Bogut for the most career double-doubles in MWC history... set the MWC all-time mark for career double-doubles in MWC games (21) and double-doubles in a single season in MWC games (12) ... posted 56 career double-figure scoring games and 42 career double-figure rebounding efforts (nine with 15+) ... led the team in scoring 27 times, rebounding 43 times and assists 16 times ... scored at least 20 points 12 times in his career ... among SDSU all-time leaders ranks second in rebound average (10.2) and fifth in rebounds (716).



## NBA REGULAR SEASON STATISTICS

Year	TEAM	G	MINS	FGM-FGA	PCT	FTM-FTA	FT%	FG3-FG3A	PER	OFF-DEF-TOT	R/G	AST	A/G	PF	DQ	STL	BLK	PTS	AVG
11-12	SA	64	1534	199-404	.493	68-88	.773	41-109	.376	104-223-327	5.1	70	1.1	88	0	85	24	507	7.9
12-13	SA	58	1810	260-526	.494	104-126	.825	65-174	.374	63-283-346	6.0	93	1.1	99	0	97	32	689	11.9
13-14	SA	66	1923	337-645	.522	101-126	.802	69-182	.379	76-336-412	6.2	133	2.0	127	0	114	50	844	12.8
14-15	SA	64	2033	394-822	.479	202-252	.802	67-192	.349	85-376-461	7.2	161	2.5	128	0	148	48	1057	16.5
15-16	SA	72	2380	551-1090	.506	292-334	.874	129-291	.443	95-398-493	6.8	186	2.6	133	0	128	71	1523	21.2
<b>TOTALS</b>		<b>324</b>	<b>9680</b>	<b>1741-3487</b>	<b>.499</b>	<b>767-926</b>	<b>.828</b>	<b>371-948</b>	<b>.391</b>	<b>423-1616-2039</b>	<b>6.3</b>	<b>643</b>	<b>2.0</b>	<b>575</b>	<b>0</b>	<b>572</b>	<b>225</b>	<b>4620</b>	<b>14.3</b>

## NBA PLAYOFF STATISTICS

Year	TEAM	G	MINS	FGM-FGA	PCT	FTM-FTA	FT%	FG3-FG3A	PER	OFF-DEF-TOT	R/G	AST	A/G	PF	DQ	STL	BLK	PTS	AVG
11-12	SA	14	379	45-90	.500	13-16	.813	18-40	.450	18-65-83	5.9	8	0.6	23	0	17	6	121	8.6
12-13	SA	21	775	115-211	.545	31-49	.633	23-59	.390	50-140-190	9.0	22	1.0	40	0	37	11	284	13.5
13-14	SA	23	736	122-239	.510	53-72	.736	31-74	.419	31-124-155	6.7	38	1.7	66	2	39	14	328	14.3
14-15	SA	7	250	52-109	.477	27-35	.771	11-26	.423	13-39-52	7.4	18	2.6	18	0	8	4	142	20.3
15-16	SA	10	339	83-166	.500	42-51	.824	17-39	.436	14-49-63	6.3	28	2.8	21	0	26	14	225	22.5
<b>TOTALS</b>		<b>75</b>	<b>2479</b>	<b>417-815</b>	<b>.512</b>	<b>166-223</b>	<b>.744</b>	<b>100-238</b>	<b>.420</b>	<b>126-417-543</b>	<b>7.2</b>	<b>114</b>	<b>1.5</b>	<b>168</b>	<b>2</b>	<b>127</b>	<b>49</b>	<b>1100</b>	<b>14.7</b>

## NBA ALL-STAR STATISTICS

Year	TEAM	G	MINS	FGM-FGA	PCT	FTM-FTA	FT%	FG3-FG3A	APCT	OFF-DEF-TOT	R/G	AST	A/G	PF	DQ	STL	BLK	PTS	AVG
15-16	SA	1	26	8-15	.533	0-0	---	1-6	.167	3-3-6	6.0	3	3.0	3	0	2	0	17	17.0

## CAREER HIGHS

	REGULAR SEASON HIGHS	PLAYOFF HIGHS
<b>MINUTES</b>	44, vs. Cleveland, 3/12/15	46, at Miami, 6/18/13
<b>POINTS</b>	33, vs. Toronto, 4/2/16	32 (2), at Memphis, 4/22/16
<b>REBOUNDS</b>	16, at Dallas, 4/10/14	16, at Miami, 6/20/13
<b>ASSISTS</b>	7 (3), vs. Toronto, 4/2/16	5 (3), at Oklahoma City, 5/12/16
<b>STEALS</b>	7, vs. Golden State, 4/5/15	5 (4), at Oklahoma City, 5/10/16
<b>BLOCKS</b>	6, at Denver, 12/14/14	5, at Memphis, 4/22/16



# PATTY MILLS

HEIGHT 6-0 | WEIGHT 180 | SEASON Eighth  
BIRTHDATE 8/11/88 | BIRTHPLACE Canberra, Australia  
HIGH SCHOOL Australian Institute of Sport  
COLLEGE St. Mary's (CA)

GUARD

8

SELECTED BY PORTLAND IN THE SECOND ROUND OF THE 2009 NBA DRAFT,  
55TH OVERALL PICK

SIGNED BY THE SPURS ON 3/27/12

**CAREER NOTES:** Is in his eighth NBA season, his fifth with the Spurs ... signed by San Antonio on 3/27/12 ... re-signed with the team on 7/13/12 and 7/12/14 ... originally selected by the Portland Trail Blazers in the second round of the 2009 NBA Draft with the 55th overall pick ... spent two seasons with the Trail Blazers ... has appeared in 361 NBA games, averaging 7.5 points, 1.9 assists and 1.5 rebounds in 15.9 minutes ... a career .389 (445-1,143) shooter from long range ... ranks ninth on the Spurs all-time three-pointers made list (396) ... has appeared in 62 playoff games, averaging 5.5 points, 1.2 rebounds and 1.1 assists in 11.4 minutes ... has also played professionally in China and Australia ... member of the Australian National Team since 2007 ... played for the Bombers in the 2008 Olympic Games in Beijing ... was the only collegiate basketball player competing in the 2008 Olympic Games ... the youngest player in the history of Australia to compete in the Olympic Games in basketball ... in six games he averaged a team-best 14.2 points per game while coming off the bench in each game ... helped the Boomers qualify for the 2012 Olympics by capturing the 2011 FIBA Oceanic Championship ... was the leading scorer in the 2012 Olympics in London, averaging 21.2 points ... posted a tournament-high 39 points (9-15 FG, 5-7 3FG, 6-6) vs. Great Britain ... led the Boomers to a first place finish at the 2013 FIBA Oceania Championship ... led Australia to a fourth place finish at the 2016 Rio Olympics, averaging 21.3 points, 1.7 assists and 1.6 assists in 29.6 in seven games ... ranked second in the tournament in scoring.

**CAREER TRANSACTIONS:** Selected by the Portland in the second round (55th overall pick) of the 2009 NBA Draft ... signed by the Spurs (3/27/12) ... re-signed by San Antonio (7/13/12 and 7/12/14).

**2015-16:** Appeared in a team-high 81 games, averaging 8.5 points, 2.8 assists and 2.0 rebounds in 20.5 minutes ... shot .425 (260-612) from the field, .384 (123-320) from three-point range and .810 (47-58) from the foul line ... ranked second in the NBA in three-pointers made off the bench (118) ... scored in double figures 26 times, including three games with 20-or-more ... led the team in steals 11 times and in assist on 10 occasions ... handed out five-or-more assists in 12 games and had 12 games with at least 2 steals ... tallied a season-high 22 points (9-11 FG, 3-4 3FG) in 22 minutes vs. Los Angeles Lakers on 12/11 ... produced a season-high tying 22 points (9-13 FG, 3-4 3FG, 1-1 FT) to go along with 5 assists and 4 rebounds in 21 minutes vs. Orlando on 2/1 ... connected on a career-high tying six three-pointers, finishing with 21 points, 5 assists and 3 rebounds in 23 minutes at Phoenix on 2/21 ... netted 17 points (7-11 FG, 3-5 3FG) to go along with 7 assists, a season-high tying 6 rebounds and 2 steals in 31 minutes at Orlando on 2/10 ... recorded 15 points and a team-high 7 assists in 26 minutes at LA Lakers on 2/19 ... recorded 15 points, a team-high 6 assists and 5 rebounds in 23 minutes vs. LA Clippers on 3/15 ... registered a team-high 8 assists to go with 9 points and a season-high 4 steals in 23 minutes at Sacramento on 11/9 ... recorded 17 points (7-15 FG, 3-6 3FG) and 6 rebounds with 3 assists in 25 minutes vs. Denver on 11/18 ... registered 17 points (7-10 FG, 3-4 3FG) and 4 assists in 22 minutes at Memphis on 3/28 ... posted 15 points (6-10 FG, 3-3 3FG), 4 rebounds and 2 assists in 18 minutes at L.A. Lakers on 1/22 ... posted 16 points (6-8 FG, 2-2 3FG, 2-3 FT) and 4 rebounds in 15 minutes at Dallas on 2/5 ... produced 17 points, 4 rebounds and 2 assists in 22 minutes at Indiana on 3/7 ... missed one game due to rest (3/25) ... appeared in all 10 playoff games, averaging 6.6 points, 2.0 assists and 1.4 rebounds in 16.7 minutes ... shot .434 (23-53) from the field, .361 (13-36) from beyond the arc and .636 (7-11) from the free throw line ... produced a game-high 16 points (5-8 FG, 4-6 3FG) in 19 minutes in Game 2 vs. Memphis on 4/19 ... registered 15 points (4-8 FG, 3-7 3FG, 4-4 FT), 4 rebounds in 19 minutes vs. Memphis on 4/17.

**2014-15:** Appeared in 51 games, averaging 6.9 points, 1.7 assists and 1.5 rebounds 15.7 minutes ... shot .381 (128-336) from the floor, .341 (62-182) from three-point territory and .825 (33-40) from the free throw line ... scored in double-figures 12 times ... made his first appearance vs. Houston on 12/26 after missing the first 31 games recovering from right shoulder surgery, registering 8 points and 4 rebounds and in 20 minutes ... recorded a season-high 19 points (7-11 FG, 2-4 3 FG) in 26 minutes at Minnesota on 1/10 ... finished with 15 points (6-8 FG, 2-4 3FG), 3 rebounds and 3 assists in 11 minutes at New Orleans ... posted 15 points (6-8 FG, 3-5 3FG) in just 15 minutes of action vs. Washington on 1/3 ... scored 13 of his 15 points in the fourth quarter in 28 minutes vs. Phoenix on 1/9 ... scored 15 points (6-9 FG, 3-4 3FG) in 16 minutes vs. Chicago on 3/8 ... scored 14 points (4-4 FG, 3-3 3FG, 3-4 FT) to go with 2 assists in 11 minutes at Houston on 4/10 ... posted 11 points (4-6 FG, 3-4 3FG) and 3 assists in 19 minutes vs. Oklahoma City on 3/25 ... recorded 10 points, 3 assists and 2 rebounds in 20 minutes at Oklahoma City on 4/7 ... appeared in all seven playoff games, averaging a postseason career-high 10.1 points, 2.7 rebounds and 1.1 assists in 16.0 minutes ... shot .500 (21-42) from the floor, .571 (16-28) from beyond the arc and was a perfect 13-13 from the charity stripe ... scored 18 points in 19 minutes at LA Clippers on 4/22 ... went a perfect 4-4 from three-point range en route to scoring 13 points in 15 minutes at LA Clippers on 4/28.

**2013-14:** Appeared in a team-high 81 games, including two starts, averaging 10.2 points, 2.1 rebounds and 1.8 assists in a career-high 18.9 minutes ... logged 1,527 minutes this season after totaling 1,737 minutes in his previous four seasons combined ... shot .464 (309-666) from the floor, .425 (135-318) from three-point territory and .890 (73-82) from the free throw line ... ranked seventh in the NBA in three-point field goal percentage ... led the team in three-point field goals made (135) ... scored in double figures a career-high 37 times ... recorded eight games with 20-or-more points and one game with 30-or-more ... led team in scoring six times, assists two times and steals 14 times ... recorded a season-high 32 points (10-13 FG, 4-5 3FG, 8-9 FT), 7 rebounds, 4 assists and 2 steals in 25 minutes at Charlotte on 2/8 (first Spurs reserve in franchise history to record 32+ points in 25 minutes or less) ... tallied 25 points (9-15 FG, 2-3 3FG, 5-6 FT), 5 rebounds, 5 assists in 27 minutes at LA Clippers on 2/18 (first Spurs reserve to record 25+ points, 5+ assists and 5+ rebounds in 27 minutes or less since Manu Ginobili accomplished the feat in 2007-08 season at Dallas on 3/23/08) ... posted 26 points, 6 assists, 2 rebounds, and 2 steals in a season-high 36 minutes at Dallas on 4/10 ... tallied 29 points (13-26 FG, 1-5 3FG, 2-2 FT), 3 rebounds, 2 assists and 2 steals in 29 minutes at Portland on 2/19 ... pulled down a career-high 10 rebounds to go along with 4 assists in 17 minutes vs. Miami on 3/6 ... posted 20 points (8-17 FG, 2-7 3FG, 2-3 FT), 5 rebounds, 3 steals and 2 assists in 34 minutes at Golden State on 12/19 ... posted 20 points (8-12 FG, 4-6 3FG), 7 assists, 3 steals, 2 rebounds and in 27 minutes vs. Milwaukee on 1/19 ... posted 23 points (7-14 FG, 4-9 3FG, 5-5 FT), 6 rebounds and 4 assists in 20 minutes at Washington on 2/5 ... recorded 21 points (8-13 FG, 5-7 3FG) and 6 rebounds in 24 minutes at Oklahoma City on 4/3 ... tallied 18 points (6-10 FG, 6-8 3FG), 2 rebounds, 2 assists and 2 steals in 23 minutes at Atlanta on 1/24 ... missed one game due to rest (4/14 at Houston) ... appeared in all 23 playoff games off the bench, averaging 7.3 points, 1.5 rebounds, and 1.4 assists in 15.3 minutes ... shot .447 (63-141) from the field and .405 (32-79) beyond the arc ... recorded eight games with 10-or-more points ... set playoff career-highs with 18 points and 3 steals vs. Portland Trailblazers on 5/14 in Game 5 of the Western Conference Semifinals to close out the series ... set a playoff-career high with 5 rebounds vs. Oklahoma City Thunder on 5/21 in Game 2 of the Western Conference Finals ... set a playoff career-high with 4 assists vs. Miami Heat on 6/10 in Game 3 of the NBA Finals ... posted back-to-back double figure scoring games in Games 4 and 5 of the NBA Finals ... recorded 14 points (5-8 FG, 4-6 3FG) at Miami on 6/12 in Game 4 ... netted 17 points (6-10 FG, 5-8 3FG) in the series-clinching Game 5 vs. Miami on 6/15 ... posted more points, rebounds, assists, steals and blocks in the 2013-14 playoffs than four previous seasons combined.

**2012-13:** Appeared in 58 games, starting two, averaging 5.1 points and 1.1 assists in 11.3 minutes ... shot .469 (113-241) from the floor, .400 (52-130) from three-point territory and .842 (16-19) from the foul line ... scored in double figures nine times ... led the team in points once, assists twice and steals twice ... recorded a season-high 23 points (9-16 FG, 5-8 3FG), tying a career-high 5 three-pointers in 22:25 minutes at Golden State on 4/15 ... finished with 18 points (8-9 FG, 2-3 3FG) and 3 assists in 21:05 minutes at Sacramento on 11/9 ... posted 8 points and a season-high 6 assists in 24:24 minutes at Minnesota on 3/12 ... registered 8 points and a season-high 5 rebounds in 20:33 minutes at Washington on 11/26 ... recorded 15 points with a career-high 5 three-pointers at Denver on 12/18 ... posted 16 points (5-11 FG, 1-4 3FG, 5-5 FT) in 22:33 minutes at Phoenix in 2/24 ... tallied 12 points and 3 rebounds vs. Houston on 12/7 ... finished with 13 points at Charlotte on 12/8 ... tallied 12 points vs. Sacramento on 3/1 ... posted 13 points vs. Chicago on 3/6 ... registered 22 DNP'S ... placed on

# PATTY MILLS

the inactive list for two games ... saw action in nine playoff games ... totalled 12 points, 3 rebounds and 2 assists in 32 minutes of action ... registered eight DNP-CD's ... missed the final four games of the NBA Finals with an abscess removal on his right foot.

**2011-12:** Appeared in 16 games, starting three games, averaging 10.3 points, 2.4 assists and 1.8 rebounds in 16.3 minutes ... shot .485 (63-130) from the field, .429 (24-56) from three-point range and a perfect 15-of-15 from the foul line ... scored in double figures four times, including 20-or-more twice and 30-or-more once ... dished out 10-or-more assists once ... recorded one double-double ... led the team in scoring three times, assists once and steals once ... posted a career-high 34 points (14-25 FG, 4-10 3FG, 2-2 FT) and career-high 12 assists at Golden State on 4/26 ... finished with 27 points and 5 assists at Phoenix on 4/25 ... tallied 20 points (8-11 FG, 4-5 3FG, 2-2 FT) at Cleveland on 4/3 ... finished with 14 points, 4 assists and 2 steals in his home debut vs. New Orleans on 4/6 ... registered three DNP - CD's ... appeared in eight playoff games, averaging 1.9 points in 3.9 minutes ... scored 9 points vs. Utah on 5/2.

**2010-11 (Portland):** Played in 64 contests, averaging 5.5 points and 1.7 assists in 12.2 minutes ... shot .412 (135-328) from the field, .353 (47-133) from three-point range and .766 (36-47) from the foul line ... scored in double figures 10 times ... posted what was career-best 23 points on 4/13 at Golden State ... tallied 14 points (6-8 FG, 2-2 FT) in 14 minutes on 3/2 at Sacramento ... posted 14 points and a career-high 5 steals on 1/2 vs. Houston ... tallied 12 points on 12/18 vs. Golden State ... appeared in two first round playoff games totaling one rebound in five minutes of action.

**2009-10 (Portland):** Appeared in 10 with the Trail Blazers, averaging 2.6 points in 3.8 minutes ... scored 11 points 4/14 vs. Golden State ... in five games with D-League's Idaho Stampede, averaged 25.6 points and 5.4 assists, scoring 20-plus points four times ... posted 38 point (13-25 FG, 7-10 3-PT) and 12 assists at Reno in his first game with Idaho on 1/1 ... posted averages of 2.0 points, 1.0 assist and 4.0 minutes in three games in the first round of the playoffs.

**PERSONAL:** Uncle, Danny Morseay, is an NBL Hall of Fame member and played for the Australian National Team in the 1980 and 1984 Olympics ... named the "most promising new sports talent" at the 2006 Deadlys Awards, which honor Aboriginal and Torres Strait Islanders achievements in sports, music, entertainment and community.

## NBA REGULAR SEASON STATISTICS

Year	TEAM	G	MINS	FGM-FGA	PCT	FTM-FTA	PCT	FG3-FG3A	PCT	OFF-DEF-TOT	RG	AST	AG	PF	DQ	STL	BLK	PTS	AVG
09-10	POR	10	38	10-24	.417	2-4	.500	4-7	.571	1-1-2	0.2	5	0.5	6	0	4	0	26	2.6
10-11	POR	64	783	135-328	.412	47-133	.353	36-47	.766	19-32-51	0.8	109	1.7	63	0	27	1	353	5.5
11-12	SA	16	261	63-130	.485	24-56	.429	15-15	1.000	4-24-28	1.8	39	2.4	14	0	10	1	165	10.3
12-13	SA	58	656	113-241	.469	52-130	.400	16-19	.842	9-41-50	0.9	62	1.1	55	0	26	4	294	5.1
13-14	SA	81	1527	309-666	.464	135-318	.425	73-82	.890	34-135-169	2.1	149	1.8	114	0	68	9	826	10.2
14-15	SA	51	801	128-336	.381	62-182	.341	33-40	.825	21-54-75	1.5	87	1.7	58	0	28	2	351	6.9
15-16	SA	81	1662	260-612	.425	123-320	.384	47-58	.810	27-131-158	2.0	226	2.8	102	0	59	6	690	8.5
<b>TOTALS</b>		<b>361</b>	<b>5728</b>	<b>1018-2337</b>	<b>.436</b>	<b>445-1143</b>	<b>.389</b>	<b>224-268</b>	<b>.836</b>	<b>115-418-533</b>	<b>1.5</b>	<b>677</b>	<b>1.9</b>	<b>412</b>	<b>0</b>	<b>218</b>	<b>23</b>	<b>2705</b>	<b>7.5</b>

## NBA PLAYOFF STATISTICS

Year	TEAM	G	MINS	FGM-FGA	PCT	FTM-FTA	PCT	FG3-FG3A	PCT	OFF-DEF-TOT	RG	AST	AG	PF	DQ	STL	BLK	PTS	AVG
09-10	POR	3	12	2-4	.500	1-1	1.000	1-1	1.000	0-0-0	0.0	3	1.0	1	0	0	0	6	2.0
10-11	POR	2	5	0-2	.000	0-1	.000	0-0	---	0-1-1	0.5	0	0.0	0	0	0	0	0	0.0
11-12	SA	8	31	6-11	.545	3-5	.600	0-0	---	1-2-3	0.4	5	0.6	2	0	1	0	15	1.9
12-13	SA	9	31	5-10	.500	0-0	---	2-7	.286	1-2-3	0.3	2	0.2	2	0	0	0	12	1.3
13-14	SA	23	351	63-141	.447	10-13	.769	32-79	.405	3-32-35	1.5	33	1.4	31	0	17	1	168	7.3
14-15	SA	7	112	21-42	.500	13-13	1.000	16-28	.571	4-15-19	2.7	8	1.1	15	0	2	0	71	10.1
15-16	SA	10	167	23-53	.434	7-11	.636	13-36	.361	0-14-14	1.4	20	2.0	3	0	7	0	66	6.6
<b>TOTALS</b>		<b>62</b>	<b>709</b>	<b>120-263</b>	<b>.456</b>	<b>31-38</b>	<b>.816</b>	<b>67-157</b>	<b>.427</b>	<b>9-66-75</b>	<b>1.2</b>	<b>71</b>	<b>1.1</b>	<b>54</b>	<b>0</b>	<b>27</b>	<b>1</b>	<b>338</b>	<b>5.5</b>

## CAREER HIGHS

	REGULAR SEASON HIGHS	PLAYOFF HIGHS
<b>MINUTES</b>	43, at Golden State, 4/26/12	26, vs. Portland, 5/14/14
<b>POINTS</b>	34, at Golden State, 4/26/12	18 (2), at L.A. Clippers, 4/22/15
<b>REBOUNDS</b>	10, vs. Miami, 3/6/14	5, vs. Oklahoma City, 5/21/14
<b>ASSISTS</b>	12, at Golden State, 4/26/12	4, at Miami, 6/10/14
<b>STEALS</b>	5, vs. Houston, 1/2/11	3 (2), latest at Oklahoma City, 5/31/14
<b>BLOCKS</b>	2, at Houston, 1/28/14	1, vs. Portland, 5/14/14

# DEJOUNTE MURRAY

HEIGHT 6-5 | WEIGHT 170 | SEASON First  
BIRTHDATE 9/19/96 | BIRTHPLACE Seattle, Washington  
HIGH SCHOOL Rainier Beach High School  
COLLEGE Washington



GUARD  
5

SELECTED BY THE SPURS IN THE FIRST ROUND OF THE 2016 NBA DRAFT,  
29TH OVERALL SELECTION

**CAREER NOTES:** Selected by the Spurs in the first round of the 2016 NBA Draft (29th overall) ... played with the Silver and Black in the 2016 NBA Summer League in Utah and Las Vegas ... averaged 12.5 points, 5.8 rebounds, 2.3 assists and 2.17 steals in 25.5 minutes in 6 total appearances ... originally from Seattle, Wash. (Rainier Beach High School) ... 2015 Parade All-American, the 2015 Washington Gatorade Men's Basketball Player of the Year, WIAA Mr. Basketball, Seattle Times and Tacoma News Tribune Player of the Year ... ranked No. 49 in the ESPN 100 for the class of 2015 ... participated in the NBPA Top 100 camp and the Elite Youth Basketball League ... was selected to play in the 2015 Ballislife All-American Game ... First Team All-State during the 2014-15 season after leading Rainier Beach to the state championship game ... averaged 25.0 points, 12.4 rebounds and posted 24 double-doubles and 14 triple doubles during his senior season.

**2015-16:** Named to the Pac-12 All-Conference Second Team and Pac-12 All-Freshman Team, averaging 16.1 points, 5.9 rebounds, 4.4 assists and 1.82 steals in 33.5 minutes while starting all 34 games ... led all Pac-12 freshmen in points, assists and steals, while finishing second in rebounds ... scored double figures in 26 contests, including 10 with at least 20 points and two with 30-or-more ... set a new school record for assists by a freshman, finishing the season with 151 helpers ... one of two freshmen in NCAA Division I to average at least 16.0 points, 5.0 rebounds and 4.0 assists last season, along with LSU forward and 2016 number one overall draft pick Ben Simmons.



# TONY PARKER

HEIGHT 6-2 | WEIGHT 185 | SEASON 16th  
BIRTHDATE 5/17/82 | BIRTHPLACE Bruges, Belgium  
HIGH SCHOOL INSEP (Paris, France)

GUARD

9

SELECTED BY SAN ANTONIO IN THE FIRST ROUND  
OF THE 2001 NBA DRAFT, 28TH OVERALL PICK

**CAREER NOTES:** Is in his 16th NBA season, all with the Spurs ... selected by San Antonio in the first round of the 2001 NBA Draft with the 28th overall pick ... the 2007 NBA Finals MVP ... named to the All-NBA Second Team in each season from 2012-14 ... an All-NBA Third Team selection in 2008-09 ... a seven-time NBA All-Star ... named the Gazzetta dello Sport European Player of the Year in 2008 ... named the 2003 Champion of French Champions by the French newspaper L'Equipe (the first basketball player ever to receive the award) ... on 10/30/01 vs. the L.A. Clippers became the youngest player ever to appear in a game with the Spurs making his NBA debut at 19 years and 166 days of age ... is the Spurs all-time leader and ranks fifth among active players in assists (6,349) ... among Spurs all-time leaders ranks second in games played (1,080), fourth in points (17,884), fourth in field goals made (7,121), fifth in free throws made (3,169), sixth in steals (970) and seventh in three-point field goals made (473)... in his NBA career has appeared in 1,080 regular season games, averaging 16.6 points, 5.9 assists and 2.9 rebounds in 32.1 minutes ... is the Spurs all-time playoff leader in assists (1,112) ... among Spurs all-time playoff leaders ranks second in points (3,885), games (213), field goals made (1,548) and steals (193), fourth in rebounds (642) and free throws made (681) ... has seen action in 213 playoff games, averaging 18.2 points, 5.2 assists and 3.0 rebounds in 35.1 minutes ... among active NBA playoff career leaders ranks second in assists (1,112), third in games played (213), fourth in minutes played (7,418), points (3,885) and field goals made (1,548) and sixth in steals (192) ... appeared in more playoff games before his 24th birthday than any player in NBA history (a total of 77 ... Kobe Bryant is second on the list seeing action in 66 postseason games before his 24th birthday)... has been a member of the French National Team since 2001 ... played for France in the 2001, 2003, 2005, 2007, 2011, 2013 and 2015 European Championships ... averaged 11.9 points and 2.9 assists in seven games as France finished third in the 2005 European Championship ... in the bronze medal game had 25 points and 5 assists as France beat Spain to claim its first medal in the European Championships since 1959 ... in the 2007 European Championship averaged 20.1 points, 3.3 rebounds and 2.8 assists in 30.9 minutes in nine games ... helped lead France to a second place finish in the 2011 European Championship, earning a spot in the 2012 Olympics ... earned All-Tournament honors, averaging 22.1 points, 4.4 assists and 3.5 rebounds 35.0 minutes ... led France to the second round of the 2012 Olympics, averaging 15.2 points, 3.2 assists and 2.8 rebounds in 30.2 minutes in six games ... earned MVP honors at the 2013 European Championship leading France to their first ever gold medal ... averaged 19.0 points, 3.3 assists and 2.1 rebounds in 29.6 minutes in 11 games ... in the semifinal game vs. Spain finished with a tournament-high 32 points ... represented France in the 2016 Rio Olympics, averaging 13.2 points, 3.8 assists and 1.2 rebounds in 22.7 minutes over six games ... was a member of France's Junior National Team in the European Junior Championships in both 1998 and 2000 ... played in the French minors in 1997-98 and 1998-99 before signing with Paris Saint Germain Racing in 1999 (the team changed its name to Paris Basket Racing prior to the 2000-01 season) ... attended the National Institute for Sports and Physical Education (INSEP) in Paris.

**2015-16:** Started in 72 games ... averaged 11.9 points, 5.3 assists and 2.4 assists in 27.5 minutes ... shot .493 (350-710) from the field, .415 (27-65) from three-point range and .760 (130-171) from the foul line ... scored in double figures 48 times, including 10 games with 20-or-more and one game with 30-plus ... registered three point/assist double-doubles ... handed out 10-more-assists four times

and registered 12 games with 2-or-more steals ... led the team in scoring eight times, in assists 39 times and in steals on 10 occasions ... ranked second among guards in the NBA in field goal percentage (.493) ... passed David Robinson for No. 2 in franchise history in minutes played vs. Los Angeles Clippers on 3/15 ... set the record with Tim Duncan and Manu Ginobili for all-time regular season wins by a trio in NBA history (541) at Boston on 11/1 ... tallied a season-high 31 points (13-19 FG, 1-1 3FG, 4-5 FT) to go along with 4 rebounds and 3 assists in 32 minutes at Detroit on 1/12 ... totaled 18 points (7-13 FG, 4-4 FT), a season-high 16 assists and 2 steals in 27 minutes vs. Portland on 3/17 ... netted 20 points (10-16 FG), 12 rebounds and 4 rebounds in 32 minutes vs. Chicago on 3/10 ... notched 25 points (9-14 FG, 7-8 FT) and 9 assists in 32 minutes vs. Denver on 11/18 ... produced a team-high 25 points (9-16 FG, 7-7 FT) with 6 assists in 32 minutes at LA Lakers on 2/19 ... registered 20 points (10-13 FG), a team-high 8 assists and 3 steals in 32 minutes vs. Phoenix on 11/23 ... totaled 16 points (7-11 FG, 2-2 FT), 8 rebounds and a team-high 8 assists in 35 minutes vs. Dallas on 11/25 ... became the 34th player in NBA history to surpass 6,000 assists when he dished out 3 assists to go along with 16 points and 2 rebounds in 25 minutes vs. Philadelphia on 11/14 ... had 17 points (8-12 FG), 7 rebounds and 5 assists in 24 minutes at Memphis on 12/3 ... Inactive vs. L.A. Lakers on 12/11 ... tallied 18 points (7-9 FG, 1-2 3FG, 3-3 FT) to go along with 5 assists in 21 minutes vs. Utah on 12/14 ... recorded his first double-double of the season with 10 points and 10 assists in 26 minutes vs. Washington on 12/16 ... tallied 21 points (8-15 FG, 3-3 3FG, 2-2 FT) and 3 assists in 31 minutes vs. Los Angeles Clippers on 12/18 ... passed Scottie Pippen for 30th in all-time assists when he dished out 7 assists to go along with 12 points, 3 rebounds and a season-high 4 steals in 23 minutes vs. Phoenix on 12/30 ... posted 16 points, 8 assists and 5 rebounds in 32 minutes vs. New York on 1/8 ... totaled a game-high 24 points with 4 rebounds, 2 assists and 3 steals in 35 minutes vs. Cleveland on 1/14 ... notched a team-high 23 points (11-17 FG, 1-3 3FG) to go along with 6 assists and 3 rebounds in 31 minutes at Sacramento on 2/24 ... recorded a team-high 19 points (8-15 FG, 1-2 3FG, 2-2 FT) to go along with 7 assists, 5 rebounds and 2 blocks in 36 minutes at Charlotte on 3/21 ... sat out three games with right hip soreness (1/4-1/6 and 1/21) ... missed one game with a sprained left ankle (2/10) ... missed one game with a left toe contusion (3/8) ... sat out five games due to rest ... started all 10 playoff games ... averaged 10.4 points, 5.3 assists and 2.2 rebounds in 26.4 minutes ... shot .449 (44-98) from the field and .857 (12-14) from the foul line ... tallied a team-high 22 points (10-16 FG, 2-2 FT) and dished out 3 assists in 32 minutes in Game 4 at Oklahoma City on 5/8 ... poured in 19 points (7-14 FG, 3-6 3FG, 2-2 FT) with 8 rebounds and 5 assists in 35 minutes in Game 3 at Oklahoma City on 5/6 ... appeared in his 209th playoff game passing Scottie Pippen for seventh place on the NBA's all-time postseason games played list in Game 2 vs. Oklahoma City on 5/2 ... dished out a game-high 12 assists in 27 minutes in Game 1 vs. Oklahoma City on 4/30 ... totaled 16 points (6-11 FG, 1-3 3FG, 3-4 FT) in 21 minutes in Game 4 at Memphis on 4/24 ... scored 15 points and dished out a team-high six assists moving into fifth place on the NBA's all-time postseason assists list passing Steve Nash (1,061) and Larry Bird (1,062) in Game 1 vs. Memphis on 4/17.

**2014-15:** Started all 68 appearances ... averaged 14.4 points, 4.9 assists and 1.9 rebounds in 28.7 minutes ... shot .486 (404-832) from the field, a career-best .427 (38-89) from three-point territory and .783 (130-166) from the free throw line ... one of six players in the NBA to average 14.0 points and 4.0 assists while shooting over 48% from the floor ... scored in double-figures 46 times, including 20-or-more points in 17 games and 30-plus in two games ... led the team in scoring 20 times and in assists 19 times ... recorded one double-double ... played in his 1,000th career game at Miami on 3/31, setting the all-time NBA record for most wins in a player's first 1,000 games (718), passing Scottie Pippen's 715 ... became the third-youngest player to appear in 1,000 contests, and just the 17th player in history to play 1,000 games with one team and just the second Spur (Duncan) ... scored a season-high 32 points (13-19 FG, 1-1 3FG) to go with 4 rebounds and 2 assists in 30 minutes vs. Chicago on 3/8 ... finished with 31 points (15-23 FG), 6 assists and 5 rebounds in 43 minutes vs. Cleveland on 3/12 ... posted 21 points (8-17 FG), a season-best 13 assists and 0 turnovers in 35 minutes at L.A. Clippers on 2/19 ... started the season with 23 points by shooting 9-15 from the floor, including a perfect 4-4 from three-point range, in 34 minutes vs. Dallas on 10/28, which tied his career-high for three-point field goals in a game and marked the first time he hit four from beyond the arc since 3/9/04 at Memphis ... followed up his opening night performance by going 2-2 from three-point range at Phoenix on 10/31 on his way to 19 points (8-16 FG) to go along with 6 assists in 37 minutes ... recorded 28 points (11-18 FG) to go with 4 assists and 3 rebounds in 33 minutes vs. New Orleans on 11/8 ... posted 28 points (11-17 FG, 2-2 3FG, 4-4 FT) and 7 assists in 30 minutes at Golden State on 11/11 ... registered 28 points (12-18 FG, 3-3 3FG) to go with 5 assists in just 25 minutes at Minnesota on 11/21 ... posted 23 points and 9 assists in 37

# TONY PARKER

minutes vs. Toronto on 3/10 ... tallied 21 points (10-14 FG, 1-1 3FG), 6 rebounds, 6 assists and 3 steals in 28 minutes vs. Oklahoma City on 3/25 ... posted 27 points (13-18 FG) and 4 assists in 26 minutes vs. Houston on 4/8 ... recorded 26 points (11-18 FG, 1-2 3FG, 3-4 FT), 4 assists and 2 steals in 34 minutes vs. LA Clippers on 12/22 ... closed out the regular season with 23 points (11-17 FG, 1-2 FT) and 6 assists in 35 minutes at New Orleans on 4/15 ... posted 18 points (8-16 FG, 1-1 3FG), 7 assists and 4 rebounds in 32 minutes at Denver on 1/20 ... scored 21 points (9-12 FG, 2-3 3FG), 4 assists and 3 rebounds in 29 minutes vs. Miami on 2/6 ... recorded 19 points and 6 assists in 30 minutes at Indiana on 2/9 ... recorded 19 points, 5 rebounds and 4 assists in 30 minutes at Sacramento on 2/27 ... posted 24 points (10-15 FG, 4-5 FT), 7 assists, 3 rebounds and 2 steals in 36 minutes vs. Denver on 3/6 ... set the record with Tim Duncan and Manu Ginobili for most games played by a trio in NBA history (730) at Oklahoma City on 4/7 ... missed one game 12/1 at Philadelphia with bruised ribs ... missed a total of 13 games (12/6-12/10, 12/14-12/20, 12/26-1/3) with a mild strain in his left hamstring ... started all seven playoff games, averaging 10.9 points, 3.3 rebounds and 3.6 assists in 30.0 minutes ... posted 20 points, 5 rebounds and 5 assists in 34 minutes at LA Clippers on 5/2 ... teamed up with Tim Duncan to set the all-time NBA record for most postseason wins by a duo, registering their 124th career playoff win in Game 3 vs. LA Clippers on 4/24 ... Parker and Duncan now have a total of 125 postseason victories together.

**2013-14:** Named to the All-NBA Second Team ... started in 68 games ... averaged a team-high 16.7 points (fourth consecutive season leading the team in scoring, sixth time in career), 5.7 assists and 2.3 rebounds in 29.4 minutes ... shot .499 (456-914) from the field, .373 (25-67) from three-point territory and .811 (197-243) from the free throw line ... became fourth Spurs player in franchise history to score 16,000 career points, joining Tim Duncan, George Gervin and David Robinson at Oklahoma City on 4/3 ... one of only 15 NBA players (one of two guards, Goran Dragic) to shoot 49 percent-or-better while taking 900-or-more shots ... only player in the NBA to average at least 16.5 points and 5.5 assists in 30-minutes-or-less per game ... scored in double figures 58 times ... posted 23 games with 20-or-more points and 30-or-more points in three games ... recorded two double-doubles ... led team in scoring 27 times, assists 41 times and steals four times ... posted a season-high 37 points (14-22 FG, 1-2 3FG, 8-8 FT), 4 assists and 2 rebounds in 39 minutes vs. Oklahoma City on 1/22 ... recorded a double-double with 18 points, a season-high-tying 10 assists and 3 rebounds and vs. Sacramento on 2/1 ... posted 14 points, 10 assists, 2 rebounds and a career-high-tying 2 blocks in 31 minutes vs. Minnesota on 1/12 ... posted 32 points (12-24 FG, 8-9 FT), 9 assists, 2 rebounds and 2 blocks in 36 minutes at New Orleans on 2/3 ... tallied 30 points (11-19 FG, 1-2 3FG, 7-8 FT) and 5 assists in 34 minutes vs. Orlando on 3/8 ... recorded 29 points (13-24 FG, 2-4 FT, 1-1 FT), 6 assists and 3 rebounds in 36 minutes vs. Minnesota on 12/13 ... posted 27 points, 8 assists and a season-high tying 6 rebounds in 38 minutes vs. Houston on 11/30 ... posted 27 points, 8 assists and a season-high tying 6 rebounds in 38 minutes vs. Houston on 11/30 ... posted 23 points, 8 assists and 2 steals in 33 minutes vs. Oklahoma City on 12/21 ... recorded 26 points, 8 assists, 2 rebounds and 2 steals in 33 minutes vs. Toronto on 12/23 ... posted 23 points, 3 assists, 2 rebounds and 2 steals in 33 minutes at Dallas on 12/26 ... tallied 22 points (9-14 FG, 2-2 3FG, 2-3 FT), 7 assists and 2 rebounds in 36 minutes vs. Sacramento on 12/29 ... recorded 25 points (10-15 FG, 5-6 FT), 7 assists and 2 rebounds in 29 minutes vs. Dallas on 1/8 ... tallied 25 points (9-16 FG, 7-8 FT) and 9 assists in 34 minutes vs. Utah on 1/15 ... recorded 22 points (10-15 FG, 1-2 3FG, 1-1 FT), 7 assists and 3 rebounds in 32 minutes vs. Dallas on 3/2 ... missed one game with a mild ankle sprain (11/29) ... missed two games with a right shin contusion (12/18-12/19) ... missed one game with tightness in low back (2/6) ... missed six games with rest (2/12/21) ... missed one game with a sore left achilles (3/24) ... missed two games with a sprained facet joint, left side (4/8-4/10) ... started all 23 playoff games, averaging a team-best 17.4 points, 4.8 assists and 2.0 rebounds in 31.3 minutes ... shot .486 (168-346) from the field, .371 (13-35) from three-point range and .729 (51-70) from the charity stripes ... scored double figures in 20 games, including eight games with 20-or-more and two games with 30-plus points ... started the playoffs with 21 points (9-16 FG, 3-3 FT), 6 assists and 4 rebounds vs. Dallas Mavericks on 4/20 ... registered back-to-back games of 30+ points with 32 (11-19 FG, 10-13 FT) vs. Dallas on 5/4 and 33 (13-24 FG, 1-1 3FG, 6-7 FT) vs. Portland Trailblazers on 5/6 ... posted a double-double with 16 points, 10 assists and 5 rebounds vs. Portland on 5/8 in Game 2 of the Western Conference Semifinals ... scored 29 points (12-20 FG, 2-3 3FG, 3-3 FT) with 6 assists at Portland on 5/10 in Game 3 ... recorded a postseason-high 12 assists to go along with 14 points (6-12 FG, 2-3 FT) and 3 rebounds vs. Oklahoma City Thunder on 5/19 in Game 1 of the Western Conference Finals ... posted 21 points (8-15 FG, 2-4 3FG) and 7 assists vs. Miami on 6/8 in Game 2 of the NBA Finals.



**2012-13:** Earned All-NBA Second Team honors ... started in 66 games, averaging a team-high 20.3 points, 7.6 assists and 3.0 rebounds in 32.9 minutes ... shot .522 (519-995) from the floor, .348 (24-69) from three-point territory and .845 (279-330) from the free throw line ... scored in double figures 61 times, including 20-or-more points 40 times and 30-or-more 10 times ... dished out 10-or-more assists 17 times ... posted one triple-double and 17 double-doubles ... led the team in scoring 36 times, assists 52 times and steals 13 times ... ranked sixth in the NBA in assists ... led all guards in field goal percentage (.524) ... only player in the NBA to average 20-plus points, 7-or-more assists, shoot .500-or-better from the field and .800-or-better from the foul line ... selected as a reserve to his fifth NBA All-Star game ... named Player of the Month in January averaging a team-high 21.9 points, 7.9 assists, 2.5 rebounds and 1.13 steals in 33.3 minutes while shooting .563 (135-230) in 15 games ... named the NBA's Western Conference Player of the Week for games played from 1/21 – 1/27 ... registered his first triple-double with 27 points (9-18 FG, 8-9 FT), 12 assists and 12 rebounds at Houston on 12/10 ... finished with a season-high 33 points (15-23 FG, 3-4 FT) and 10 assists at Indiana on 11/23 ... hit the game-winner as time expired to give the Spurs an 86-84 win over Oklahoma City in the home opener on 11/1 ... posted 24 points (10-18 FG, 4-7 FT), a season-high 13 assists and 4 rebounds vs. Charlotte on 1/23 ... had 30 points (10-20 FG, 10-12 FT), 11 assists, 4 rebounds and 3 steals at Sacramento 2/19 ... recorded 32 points (14-27 FG, 1-4 3FG, 3-4 FT), 6 rebounds and 5 assists at Toronto on 11/25 ... posted 30 points, 6 assists and 4 rebounds vs. Memphis on 12/1 ... tallied 31 points and 10 assists vs. Houston on 12/28 ... recorded 23 points and 12 assists at Atlanta on 1/19 ... tallied 24 and 13 assists vs. New Orleans on 1/23 ... registered 23 points and 10 assists at Dallas on 1/25 ... posted 31 points and 7 assists vs. Phoenix 1/26 ... recorded 31 points, 8 assists, 5 rebounds and 2 steals at Minnesota on 2/6 ... tallied 31 points and 8 assists at Detroit on 2/8 ... finished with 29 points and 11 assists at Brooklyn 2/10 ... posted 24 points, 7 assists and 6 rebounds at Cleveland on 2/13 ... tallied 31 points and 7 assists at L.A. Clippers on 2/21 ... missed eight games (3/3-3/20) with a sprained right ankle ... was inactive for two games and registered six DNP-CD's ... started in all 21 playoff games, averaging a team-best 20.6 points, 7.0 assists and 3.2 rebounds in 36.4 minutes ... shot .460 (167-365) from the field, .355 (11-31) from three-point range and .777 (87-112) from the foul line ... scored in double figures in 20 games, including 10 games with 20-or-more and two games with 30-plus ... posted two double-doubles ... notched a career playoff-high 18 assists, to go along with 15 points, 5 rebounds and 3 steals in 41:54 minutes vs. Memphis on 5/21 in Game 2 of the WC Finals ... scored a postseason-high 37 points (15-21 FG, 1-1 3FG, 5-6 FT), including 25 in the second half, to go along with 6 assists in 39:34 minutes at Memphis on 5/27 in Game 4 of the WC Finals ... hit a key basket with 5.2 seconds remaining to help the Spurs secure a 92-88 win at Miami in Game 1 of the NBA Finals ... finished the game with 21 points (9-18 FG, 3-4 FT), 6 assists and no turnovers in 39:32 minutes ... one of just five players in NBA Finals history to finish with 20-or-more points, 5-plus assists and no turnovers in a Finals game ... tallied 28 points (9-20 FG, 1-2 3FG, 9-10 FT), 7 assists and 4 rebounds in 36:31 minutes vs. L.A. Lakers on 4/24 in Game 2 of the first round ... notched 28 points, 8 rebounds and 8 assists in 47:38 minutes vs. Golden State on 5/6 in Game 1 of the WC Semifinals ... tallied 32 points (13-23 FG, 2-4 3FG, 4-7 FT), 5 rebounds and 5 assists in 35:00 minutes at Golden State on 5/10 in Game 3 of the WC Semifinals ... recorded 25 points (9-16 FG, 7-10 FT) and 10 assists in 34:14 minutes vs. Golden State on 5/14 in Game 5 of the WC Semifinals ... posted 26 points (10-14 FG, 6-8 FT) and 5 assists in 35:43 minutes vs. Miami on 6/16 in Game 5 of the Finals ... finished with 19 points, 8 assists, 3 rebounds and 2 steals in 42:39 minutes at Miami on 6/18 in Game 6 of the Finals.

**2011-12:** Named to the All-NBA Second Team for the first time in his career ... started in all 60 games he appeared in, averaging 18.3 points, a career-best 7.7 assists and 2.9 rebounds in 32.0 minutes ... shot .480 (427-890) from the floor and .799 (227-284) from the free throw line ... ranked eighth in the league assists per game ... scored in double figures 52 times, including 20-or-more points 26 times, 30-or-more points seven times and 40-or-more points once ... dished out 10-or-more assists 13 times ... led the team in points 22 times, assists 51 times, steals 15 times and blocks twice ... registered 12 double-doubles ... named Western Conference Player of the Week 1/29-2/4 ... was named a Western Conference All-Star for the fourth time in his career ... won the Skills Challenge at All-Star Weekend a time of 32.8 seconds ... became the Spurs all-time assist leader passing Avery Johnson vs. Oklahoma City on 2/4 ... recorded three 30+ points and 10+ assists games this season (3/14, 2/18, 2/15) ... marks the second time in his career that he has produced that statistical line at least three times in a single season ... finished with a season-high 42 points (16-29 FG, 10-12 FT), 9 assists, 3 rebounds and 2 steals vs. Oklahoma City on 2/4 ... had 32 points (12-19 FG, 8-9 FT) vs. New York on 3/7 ... tallied

# TONY PARKER

37 points (12-24 FG, 13-13 FT) and 8 assists at Philadelphia on 2/8/12 ... recorded 30 points and 10 assists at L.A. Clippers on 2/18 ... registered 34 points and handed out 14 assists at Toronto on 2/15 ... registered 32 points and 6 assists vs. New York on 3/7 ... tallied 31 points and 7 assists vs. Washington on 3/12 ... posted 31 and 12 assists vs. Orlando on 3/14 ... finished with 28 points, handed out 8 assists and grabbed a season-high 5 rebounds vs. Houston on 1/11/12 ... recorded 20 points and a career-high 17 assists at New Orleans on 1/23 ... became the second Spur to post 20 points and 17 assists since Wes Matthews recorded 20 points and 17 assists vs. Portland on 4/13/86 ... his 17 assists was the highest output by a Spur since Avery Johnson's 20 assist performance vs. Vancouver on 12/17/97 ... finished with 29 points and 13 assists at L.A. Lakers on 4/17 ... scored 28 points vs. Utah on 4/8 ... posted 25 points, 9 assists and 7 rebounds at Orlando on 1/18/12 ... registered three DNP – CD's on 2/21 at Portland, 3/23 vs. Dallas and 4/9 at Utah ... was inactive vs. L.A. Clippers on 3/9 and was inactive for the final two games of the season ... started all 14 playoff games, averaging a team-best 20.1 points, 6.8 assists and 3.6 rebounds in 36.1 minutes ... shot .453 (102-225) and .807 (71-88) from the charity stripe ... ranked eighth in scoring and fourth in assists during the postseason ... scored in double figures 13 times, with 20-or-more six times and 30-or-more once ... handed out 10-or-more assists three times and posted two double-doubles ... led the team in scoring eight times and in assists in 11 games ... finished with a postseason-high 34 points (16-21 FG, 1-2 3FG, 1-2 FT) and 8 assists in Game 2 vs. Oklahoma City on 5/29 ... tallied 29 points, 12 assists, 3 rebounds and 2 steals in 42 minutes in Game 6 at Oklahoma City on 6/6 ... registered 23 points and 10 assists in Game 3 at L.A. Clippers on 5/19 ... finished with 22 points, 5 assists, 5 rebounds and 3 steals in Game 2 vs. L.A. Clippers on 5/17 ... recorded 28 points (10-19 FG, 8-10 FT), 8 assists and 4 rebounds in Game 1 vs. Utah on 4/29 ... finished with 27 points (10-17 FG, 7-8 FT) and 6 assists in Game 3 at Utah on 5/5.

**2010-11:** Started all 78 games he appeared in, averaging a team-best 17.5 points, 6.6 assists, 3.1 rebounds and 1.15 steals in 32.4 minutes ... shot .519 (555-1,069) from the field, .357 (25-70) from the three-point line and .769 (233-303) from the free throw line ... ranked 15th in the NBA in assists per game and 17th in field goal percentage ... scored in double figures 69 times, including 29 20-plus games and four 30-plus games ... posted eight double-doubles ... led the team in scoring 29 times, assists 55 times and steals 25 times ... named NBA Western Conference Player of the Week for games played 12/13-12/19 and again for games played 3/7-3/13 ... he and LeBron James were the only two players in the league to average at least 15.0 points, 5.0 assists and 3.0 rebounds, while shooting at least 50.0% from the field ... recorded a season-high 37 points (15-21 FG, 1-1 3FG, 6-10 FT) and 9 assists in 41 minutes vs. Memphis on 12/18 ... posted 17 points and tied a career-high with 15 assists in 34 minutes vs. Golden State on 3/21 ... tallied 33 points (14-22 FG, 1-2 3FG, 4-5 FT), 4 rebounds and 3 assists in 39 minutes at Dallas on 3/18 ... finished with 31 points (15-23 FG, 1-1 FT), 6 assists, 3 rebounds and 2 steals in 42 minutes at Houston on 4/1 ... recorded 30 points (11-15 FG, 2-2 3FG, 6-6 FT) and season-high 7 rebounds, 4 assists and 2 steals in 32 minutes vs. Denver on 1/16 ... recorded 21 points (9-14 FG, 1-1 3FG, 2-2 FT) and 13 assists in 33 minutes vs. New York on 1/21 ... posted 20 points (8-15 FG, 1-2 3FG, 3-3 FT) and 14 assists in 36 minutes vs. Washington on 12/26 ... finished with 21 points (8-17 FG, 5-6 FT), 14 assists and a season-high 5 steals in 41 minutes vs. Houston on 11/6 ... tallied 24 points (9-15 FG, 2-2 3FG, 4-6 FT), 10 assists and 3 rebounds in 36 minutes vs. Orlando on 11/22 ... recorded 26 points (10-16 FG, 6-6 FT), 5 rebounds, and 4 assists in 35 minutes at Atlanta on 4/5 ... posted 27 points (11-18 FG, 2-2 3FG, 3-4 FT) and 6 assists in 35 minutes vs. Sacramento on 3/11 ... missed one game (3/28 vs. Portland) with a left patella contusion ... diagnosed with strained left soleus on 2/28 ... was inactive two games (3/1-3/2) ... started all six games vs. Memphis in the first round of the playoffs ... averaged 19.7 points, 5.2 assists, 2.7 rebounds and 1.33 steals in 36.8 minutes ... scored in double figures in six games, including four games with 20-plus ... posted 24 points (9-20 FG, 6-9 FT) and 9 assists in 44 minutes in Game 5 vs. Phoenix on 4/27.

**2009-10:** Appeared in 56 games, including 50 starts, averaging 16.0 points, 2.4 rebounds and 5.7 assists in 30.9 minutes... shot .487 (349-716) from the floor, .294 (10-34) from the three-point line and .756 (186-246) from the free throw line ... scored in double figures 46 times, including 17 20-plus games and one 30-plus game ... led the team in scoring 16 times, assists 34 times, steals 8 times and blocks once ... handed out 10-plus assists four times and recorded three double-doubles ... finished with a season-high 32 points (10-18 FG, 12-17 FT), 7 assists, 4 rebounds and 2 steals in 30 minutes vs. Golden State on 11/25 ... posted 14 points, a career-high 14 assists and a season-high 4 steals in 27 minutes at L.A. Clippers on 2/6 ... registered 28 points (12-24 FG, 3-5 3FG, 1-2 FT) and 8 assists in 41 minutes at Oklahoma City on 1/13 ... tallied 28 points (11-20 FG, 2-3 3FG, 4-6 FT) in 39 minutes at Indiana on

2/17 ... recorded 27 points (8-14 FG, 11-12 FT), 5 assists and 4 rebounds in 36 minutes vs. Denver on 12/5 ... finished with 24 points (10-16 FG, 4-4 FT), 7 assists, 3 rebounds and 2 steals in 27 minutes vs. Sacramento on 10/31 ... posted 23 points (9-11 FG, 4-9 FT), 6 assists and 3 rebounds in 37 minutes at Toronto on 1/3 ... registered a double-double with 22 points (8-17 FG, 6-6 FT) and 10 assists in 36 minutes vs. Houston on 1/22 ... finished with 18 points (8-14 FG, 2-4 FT), 11 assists and 3 rebounds in 34 minutes vs. Sacramento on 12/9 ... suffered a fractured fourth right metacarpal in the second quarter at Memphis on 3/6 forcing him to miss 16 games ... returned to action at Sacramento on 4/6 ... missed seven games due to a sprained left ankle (11/9-11, 11/18-19 and 1/29 -2/3) and two games due to left hip flexor sprain (2/11 and 2/21) ... missed one game due to illness (at Houston on 2/26)... in total missed 26 games due to injury or illness ... appeared in all 10 playoff games, averaging 17.3 points, 5.4 assists and 3.8 rebounds in 33.5 minutes... only Spur to score in double figures in all 10 playoff games... finished with a playoff-high 26 points (11-21 FG, 4-4FT) and dished out 3 assists in 36 minutes in Game 1 at Phoenix on 5/3... chipped in 23 points (10-16 FG, 3-5 FT) in 33 minutes in Game 3 vs. Dallas on 4/23... scored 10 points, grabbed 7 rebounds and dished out 8 assists in series-clinching win vs. Dallas on 4/29.

**2008–09:** Earned All-NBA Third Team honors ... the first European-born point guard to be named to an All-NBA Team ... averaged 22.0 points, 6.9 assists and 3.1 rebounds in 34.1 minutes ... shot .506 (639-1,263) from the field, .292 (19-65) from three-point land and .782 (284-363) from the line ... started 71 of 72 games (came off the bench on 11/28 vs. Memphis after missing the previous nine games with a sprained left ankle) ... named an NBA All-Star for the third time in his career ... ranked 11th in the NBA in assists, 12th in scoring and 20th in FG percentage ... he and Chris Paul were the only two players in the league to average 5.0-or-more assists while shooting over .500 from the field ... twice named the Western Conference Player of the Week: averaged 27.5 points and 8.3 assists to lead the Spurs to a 3-1 record from 1/26–2/1 and averaged 25.0 points and 6.0 assists while the Spurs were 3-0 from 3/23–3/29 ... posted 15 double-doubles ... led the team in assists 59 times, in scoring 41 times and in steals 23 times ... scored in double figures 66 times, had 20-or-more 42 times and 30-plus 13 times ... scored a career-high 55 points – along with 10 assists and 7 boards – at Minnesota on 11/5 ... joined Oscar Robertson as the second player in NBA history to record 55-or-more points, 10-or-more assists and 5-or-more rebounds in a single game ... had 42 points (18-25 FG, 6-6 FT) and 10 assists in 39:12 minutes at Atlanta on 3/25 ... had 39 points, 9 assists and 5 rebounds vs. Portland on 2/25 ... finished with 37 points two times: vs. Dallas on 2/24 and at Dallas on 3/4 ... led the team in scoring for 14-straight games (from 2/24–3/20) and in 18 of 19 games (from 2/24–3/29) ... during that 19-game span averaged 26.2 points and 7.9 assists ... missed nine games (11/11–11/26) after suffering a sprained left ankle vs. Miami on 11/7 ... recorded a DNP-CD at Denver on 2/3 ... in the 2009 playoffs averaged 28.6 points, 6.8 assists, 4.2 rebounds and 1.20 steals in 36.2 minutes in five games ... shot .546 (59-108) from the field and .710 (22-31) from the line ... scored a playoff career-high 43 points (18-29 FG, 2-5 3PT-FG, 5-8 FT) in Game 4 at Dallas on 4/25 ... had 38 points (16-22, 0-2 3PT-FG, 6-9 FT) and 8 assists in Game 2 vs. Dallas on 4/20.

**2007–08:** Appeared in 69 games ... averaged 18.8 points, 6.0 assists and 3.2 rebounds in 33.5 minutes ... shot .494 (515-1043) from the field, .258 (17-66) from three-point land and .715 (248-347) from the line ... ranked 14th in the NBA in assists ... named the NBA Western Conference Player of the Week on 11/26 after averaging 26.5 points, 8.3 assists and 3.0 rebounds as the Spurs posted a perfect 4-0 week ... led the team in scoring 24 times, assists 52 times and steals 13 times ... scored in double figures 63 times ... finished with 20-or-more 32 times and 30-plus four times ... posted three double-doubles ... had back-to-back 30 point games in November: had 31 points and 9 assists at Atlanta on 11/20 and finished with 32 points and 9 assists vs. Orlando on 11/21 ... had 32 points and 11 assists at Sacramento on 4/14 ... scored 31 points and handed out 8 assists in a season-high 42:18 minutes at Golden State on 1/7 ... had 29 points (12-18 FG, 5-7 FT) and 11 assists vs. Washington on 11/28 ... in the final game of the season posted his third double-double finishing with 24 points and a season-high 12 assists in 29:19 minutes vs. Utah on 4/16 ... missed 13 games due to injury ... missed four games (12/13–12/19) with a sprained left ankle and missed nine games (1/29–2/19) due to left ankle inflammation ... in the 2008 Playoffs averaged 22.4 points, 6.1 assists and 3.7 rebounds in 38.5 minutes ... ranked 10th in the postseason in scoring, 10th in assists and 13th in FG percentage (with a .497 mark) ... was the only Spur to score in double figures in all 17 playoff games ... finished with 20-or-more 10 times and had 30-plus five times ... posted three double-doubles in the postseason ... scored a playoff career-high 41 points (17-26 FG, 1-3 3PT-FG, 6-7 FT) – to go along with 12 assists, 5 rebounds and 2 steals – in 40:30 minutes in Game 3 at Phoenix on 4/25 (the fourth Spur to score 40-plus in a playoff game, joining Duncan, Gervin

# TONY PARKER

and Robinson) ... finished with 31 points and 11 assists in 40:41 minutes in Game 3 vs. New Orleans on 5/8 ... had 18 points, a playoff-career-high 10 rebounds and 6 assists in 41:03 minutes in Game 1 at Los Angeles on 5/21 ... scored 32 points in Game 2 vs. Phoenix on 4/22 ... had 31 points and 8 assists in Game 5 vs. Phoenix on 4/29 ... logged a playoff-career-high 51:28 minutes (scoring 26 points) before fouling out in the Spurs double-overtime Game 1 win vs. Phoenix on 4/19.

**2006–07:** Named the 2007 Finals MVP ... first European-born player to win the award ... appeared in 77 regular season games ... averaged 18.6 points, 5.5 assists, 3.2 rebounds and 1.06 steals in 32.5 minutes ... shot .520 (570-1,096) from the field, .395 (15-38) from three-point land and .783 (274-350) from the line ... he and Steve Nash were the only players in the league to average at least 15.0 points and 5.0 assists while shooting .500 from the field ... named an All-Star for the second-straight season (had 8 points and a game-high 10 assists in 23:44 minutes in the 2007 All-Star Game) ... ranked 27th in the NBA in scoring, 19th in assists and 19th in FG percentage ... led the team in scoring 28 times, assists 46 times and steals 20 times ... scored in double figures 68 times with 20-or-more 31 times and 30-or-more four times ... posted four double-doubles ... scored a season-best 35 points vs. Phoenix on 4/5 ... had 33 points (12-17 FG, 9-12 FT) and 6 assists vs. New York on 11/11 ... finished with 30 two times: vs. Boston on 3/17 and vs. Portland on 4/9 ... handed out a career-high 15 assists vs. the Clippers on 12/8 ... missed three games (1/7, 3/3 and 3/5) with a left hip strain ... was on the inactive list for the final two games of the season ... in the 2007 Playoffs averaged 20.8 points, 5.8 assists, 3.4 rebounds and 1.10 steals ... scored in double figures in all 20 games ... had 20-or-more 11 times and 30-or-more three times ... finished with 32 points, 8 assists and 3 steals in Game 1 at Phoenix on 5/6 ... scored 30 points in 41:07 minutes in Game 6 vs. Phoenix on 5/18 ... had 30 points (13-20 FG, 1-1 3PT-FG, 3-4 FT) in Game 2 vs. Cleveland on 6/10 ... posted two double-doubles: had 16 points and a game-high 10 assists in Game 5 vs. Denver on 5/2 and finished with 17 points and a playoff-career-high 14 assists in 39:27 minutes in Game 2 vs. Utah ... in the Finals averaged a team-high 24.5 points and shot a team-best .568 (42-74) from the field.

**2005–06:** Led the team in scoring and assists (marking the first time in the Spurs 30-year NBA history that a point guard led the team in scoring) ... averaged 18.9 points, 5.8 assists, 3.3 rebounds and 1.04 steals in 33.9 minutes in 80 games ... shot .548 (623-1,136) from the field, .306 (11-36) from three-point land and .707 (253-358) from the line ... ranked third in the NBA in FG percentage ... the first time since 1974–75 that a point guard ranked in the top three in FG percentage (when Golden State's Butch Beard ranked second in the NBA with a .528 mark) ... his .548 mark is the 10th highest single-season mark ever recorded by a point guard ... ranked 27th in the NBA in scoring and 19th in assists ... named the Western Conference Player of the Week on 2/13 after leading the Spurs to a perfect 3-0 week while averaging 22.7 points and 8.3 assists (the first Spurs point guard to earn player of the week honors) ... led the team in scoring 30 times, in assists 50 times and in steals 22 times ... posted eight double-doubles ... scored in double figures 74 times ... finished with 20-or-more 36 times and 30-or-more four times ... scored a career-high 38 points (13-18 FG, 2-2 3PT-FG, 10-13 FT) in 38:55 minutes at Miami on 1/20 ... finished with a game-high 32 points (12-19 FG, 8-8 FT) and a season-high 13 assists at Toronto on 2/8 ... hit 12-13 FG and 4-4 FT to finish with 28 points in 35:08 minutes at Memphis on 1/16 ... became the ninth player in Spurs history to be named to an All-Star Team (had 8 points and 4 assists in 20 minutes in the 2006 All-Star Game) ... teamed with Steve Kerr and Kendra Wecker to win the Shooting Stars competition (they set an event record finishing the shooting challenge in 25.1 seconds) ... did not play at the L.A. Clippers on 3/28 due to a right shin contusion ... logged a DNP-CD in the season finale at Houston on 4/19 ... in the 2006 playoffs averaged 21.1 points, 3.8 assists and 3.6 rebounds in 36.5 minutes ... scored 20-or-more eight times in the postseason ... scored 33 points in 45:37 minutes at Dallas on 5/15 ... finished with 31 points, 5 rebounds and 4 assists at Sacramento on 5/5.

**2004–05:** Appeared in 80 games, averaging 16.6 points, 6.1 assists, 3.7 rebounds and 1.23 steals in 34.2 minutes ... shot .482 (539-1,118) from the field, .276 (43-156) from three-point land and .650 (210-323) from the line ... ranked 13th in the NBA in assists ... ranked third among NBA point guards in field goal percentage (behind Steve Nash and Jason Terry) ... posted single-season career highs in assists, rebounds and steals ... recorded seven double-doubles ... scored in double figures 71 times with 20-or-more 29 times and 30-or-more twice ... had a season-high 35 points – along with 12 assists and 6 rebounds – in 46 minutes at Golden State on 4/10 ... scored the game-winning layup with 2.9 seconds left to give the Spurs a 136-134 double-overtime victory (the previous night had 27 points and 9 assists in a career-high 53 minutes in the Spurs 125-124 double-overtime win at the L.A. Clippers

on 4/9) ... finished with 30 points at Phoenix on 3/9 ... faked a three and then drove to the basket for the game winning layup with 7.8 seconds left in the Spurs 80-79 victory at the L.A. Clippers on 1/19 (in the game scored 15 of his game-high 25 points in the third quarter) ... scored 20-plus in five-straight games (2/3–2/13) averaging 22.6 points while shooting .537 (44-82) from the field during the span ... averaged 18.1 ppg in the final 56 games of the season after averaging 13.3 ppg in his first 24 games ... Spurs were 22-2 when he handed out 8-or-more assists ... did not play at New Orleans on 3/14 due to a left quadriceps contusion and did not dress at Memphis on 4/18 due to a stomach virus ... in the 2005 playoffs averaged 17.2 points, 4.3 assists and 2.9 rebounds in 37.3 minutes ... in the postseason ranked 29th in scoring and 18th in assists ... scored in double figures 22 times in 23 playoff games with 20-or-more seven times ... finished with 29 points three times: had 29 points and 7 assists in the Spurs Game 4 win at Denver on 5/2, finished with 29 points in the Spurs Game 1 win vs. Seattle on 5/8 and had 29 points and 7 rebounds in the Spurs Game 1 win at Phoenix on 5/22 ... averaged 20.4 points in the Western Conference Finals versus Phoenix.

**2003–04:** Appeared in 75 games, averaging 14.7 points, 5.5 assists and 3.2 rebounds in 34.4 minutes per contest ... shot .447 (423-946) from the field, .312 (62-199) from three-point land and .702 (191-272) from the line ... ranked 16th in the NBA in assists ... scored in double figures 63 times with 20-or-more 12 times ... posted seven double-doubles ... scored a season-high 29 points three times: vs. Denver on 2/28, at Golden State on 3/15 and at the L.A. Lakers on 4/4 ... had a season-best 14 assists – along with 19 points – in 32 minutes vs. the L.A. Clippers on 12/23 ... recorded a career-high 6 steals at Seattle on 3/3 ... hit a 21-foot jumper with 3.8 seconds left to give the Spurs an 86-84 win at Phoenix on 1/23 ... missed the first seven games of the season after suffering a sprained left ankle in a preseason game vs. New York on 10/17 ... in the postseason averaged 18.4 points, 7.0 assists, 2.1 rebounds and 1.30 steals in 38.6 minutes in the team's 10 playoff games ... tied for fifth in assists in the postseason and ranked 16th in scoring ... scored in double-figures eight times in the postseason ... in the first round versus Memphis averaged 21.0 points, 8.5 assists and 2.0 rebounds in 37.0 minutes ... had 29 points and 13 assists in the Spurs series-clinching Game 4 win at Memphis on 4/25 ... had 30 points in the Spurs Game 2 win vs. the Lakers on 5/5.

**2002–03:** One of two Spurs to appear in all 82 games (along with Bruce Bowen) ... averaged 15.5 points, 5.3 assists and 2.6 rebounds in 33.8 minutes ... shot .464 (484-1,043) from the field, .337 (82-243) from three-point land and .755 (219-290) from the line ... his 15.5 ppg scoring average was the highest by a Spurs point guard since James Silas averaged 17.7 ppg in 1979–80 ... scored 20-or-more points 21 times and the Spurs were 20-1 in those games ... led the team in assists 49 times and in scoring 13 times ... scored a season-high 32 points three times: had 32 points and 6 assists in 35 minutes vs. Dallas on 12/11 ... finished with 32 points and 10 assists at Chicago on 12/28 ... had 32 points in 40 minutes vs. Sacramento on 3/1 ... posted four double-doubles ... had 10 points and 12 assists vs. Minnesota on 11/11 ... finished with 20 points, a season-high 13 assists and 6 rebounds at Orlando on 1/31 ... had 21 points, 10 assists and 8 rebounds at Golden State on 2/5 ... played for the Sophomore squad in the 2003 Rookie Challenge finishing with 8 points, 6 assists and 3 rebounds in 23 minutes ... participated in the inaugural Skills Challenge at the 2003 NBA All-Star Weekend ... started all 24 playoff games, averaging 14.7 points, 3.5 assists and 2.8 rebounds in 33.9 minutes ... scored in double-figures 15 times in the postseason with 20-or-more seven times (Spurs were 6-1 in those games) ... twice finished with 29 points: at Phoenix on 4/25 and at Dallas on 5/23 ... had 27 points and 5 assists in the Spurs Game 6 series-clinching win at Los Angeles on 5/15 ... had 25 points and 5 assists in 44 minutes in the Spurs Game 4 win at Dallas on 5/25 ... finished with 26 points and 6 assists in 43 minutes in the Spurs Game 3 win at New Jersey on 6/8.

**2001–02:** Named to the All-Rookie First Team becoming the first foreign-born guard to earn the honor ... appeared in 77 games ... averaged 9.2 points, 4.3 assists, 2.6 rebounds and 1.16 steals in 29.4 minutes ... shot .419 (268-639) from the field, .323 (61-189) from three-point land and .675 (108-160) from the line ... led the team in assists and steals ... moved into the starting lineup in the fifth game of the season and finished with 12 points, 4 assists and 3 rebounds in 32 minutes vs. Orlando on 11/6 ... earned 72 starts ... the only rookie on the Spurs roster ... among NBA rookies ranked eighth in scoring, second in assists, seventh in steals, fifth in three-pointers made and fifth in minutes ... scored a season-high 22 points in 38 minutes at Charlotte on 11/8 ... posted two double-doubles: had 16 points and a career-best 10 rebounds in a season-high 45 minutes vs. Houston on 3/7 and finished with 14 points and a season-best 10 assists vs. Detroit on 4/12 ... led the team in assists 35 times and in steals 27 times ... twice hit

# TONY PARKER

game-winning shots during the season: hit an 18-foot jumper with 6.8 seconds left to give the Spurs a 90-88 win at Seattle on 4/3 ... connected on a coast-to-coast layup at Utah on 4/17 with 2.0 seconds left as the Spurs beat the Jazz 86-84 to claim the Midwest Division Title ... missed five games after suffering a sprained right ankle at New Jersey on 1/14 (on the injured list from 1/15-1/25) ... played in the 2002 Rookie Challenge and finished with 6 points, 8 assists and 3 steals in 21 minutes for the victorious Rookie squad ... in 10 playoff games averaged 15.5 points, 4.0 assists and 2.9 rebounds in 34.1 minutes ... finished with 24 points and 5 assists in Game 3 vs. the Lakers ... had 23 points, 5 rebounds and 4 assists in Game 3 at Seattle on 4/27.

**2000-01:** Appeared in 30 games as the starting point guard for Paris Basket Racing in the French A League ... in French League play averaged 14.7 points, 5.6 assists, 2.7 rebounds and 2.30 steals in 33.1 minutes per contest ... shot .489 (163-333) from the field, .304 (34-112) from three-point land and .748 (80-107) from the line ... posted a 2.55-to-1 assist-to-turnover ratio ... played in the 2001 French All-Star Game ... had 10 points and 3 assists in 15 minutes of action ... in European Cup play averaged 14.3 points, 3.1 assists and 1.8 rebounds in 31.4 minutes in 10 games.

**1999-2000:** In his first season with Paris Saint Germain Racing in the French A League appeared in 23 games as the team's backup point guard ... averaged 3.9 points and 1.7 assists in 10.0 minutes in French league play ... also saw action in 11 games in the European Cup ... averaged 5.8 points and 1.8 assists in 13.2 minutes in the tournament.

**PERSONAL:** Full name is William Anthony Parker ... he and his wife, Axelle, were married in the summer of 2014 ... the couple has a son named Josh ... was born in Belgium and raised in France ... fluent in English and French ... father, Tony Sr., played at Loyola in Chicago and then on the professional level overseas ... his mother is from Amsterdam and currently lives in Paris ... has two younger brothers, TJ and Pierre ... in 2009 purchased 20 percent ownership of the French Pro A League ASVEL Lyon-Villeurbanne ... currently serves as the team's vice president of basketball operations ... has his own website: TP9.net ... donates a block of 20 tickets for each home game to underprivileged youth.

## NBA REGULAR SEASON STATISTICS

Year	TEAM	G	MINS	FGM-FGA	PCT	FTM-FTA	FT%	FG3-FG3APCT	OFF-DEF-TOT	R/G	AST	A/G	PF	DQ	STL	BLK	PTS	AVG	
01-02	SA	77	2267	268-639	.419	108-160	.675	61-189	.323	33-164-197	2.6	334	4.3	166	1	89	7	705	9.2
02-03	SA	82	2774	484-1043	.464	219-290	.755	82-243	.337	33-183-216	2.6	432	5.3	174	2	71	4	1269	15.5
03-04	SA	75	2577	423-946	.447	191-272	.702	62-199	.312	43-194-237	3.2	411	5.5	148	0	61	7	1099	14.7
04-05	SA	80	2735	539-1118	.482	210-323	.650	43-156	.276	47-251-298	3.7	491	6.1	167	0	98	4	1331	16.6
05-06	SA	80	2715	623-1136	.548	253-358	.707	11-36	.306	38-223-261	3.3	460	5.8	161	1	83	4	1510	18.9
06-07	SA	77	2499	570-1096	.520	274-503	.753	18-38	.395	34-216-250	3.2	420	5.5	137	0	82	6	1429	18.6
07-08	SA	69	2312	515-1043	.494	248-347	.715	17-66	.258	30-191-221	3.2	411	6.0	93	0	55	8	1295	18.8
08-09	SA	72	2456	639-1263	.506	284-363	.782	19-65	.292	27-196-223	3.1	496	6.9	110	0	67	4	1581	22.0
09-10	SA	56	1728	349-716	.487	186-246	.756	10-34	.294	7-128-135	2.4	317	5.7	96	0	29	8	894	16.0
10-11	SA	78	2528	555-1069	.519	233-303	.769	25-70	.357	30-208-238	3.1	513	6.6	135	0	90	3	1368	17.5
11-12	SA	60	1923	427-890	.480	227-284	.799	14-61	.230	22-149-171	2.9	463	7.7	75	0	57	5	1095	18.3
12-13	SA	66	2174	519-995	.522	279-330	.845	24-68	.353	18-180-198	3.0	499	7.6	92	0	54	6	1341	20.3
13-14	SA	68	1997	456-914	.499	197-243	.811	25-67	.373	17-138-155	2.3	388	5.7	86	0	36	9	1134	16.7
14-15	SA	68	1953	404-832	.486	130-166	.783	38-89	.427	14-114-129	1.9	335	4.9	108	0	44	2	976	14.4
15-16	SA	72	1980	350-710	.493	130-171	.760	27-65	.415	17-159-176	2.4	379	5.3	114	0	54	11	857	11.9
<b>TOTALS</b>	<b>1080</b>	<b>34618</b>	<b>7121-14410</b>	<b>.494</b>	<b>3169-4206</b>	<b>.753</b>	<b>473-1446</b>	<b>.327</b>	<b>411-2694-3105</b>	<b>2.9</b>	<b>6349</b>	<b>5.9</b>	<b>1862</b>	<b>4</b>	<b>970</b>	<b>88</b>	<b>1862</b>	<b>16.6</b>	

## NBA PLAYOFF STATISTICS

Year	TEAM	G	MINS	FGM-FGA	PCT	FTM-FTA	FT%	FG3-FG3APCT	OFF-DEF-TOT	R/G	AST	A/G	PF	DQ	STL	BLK	PTS	AVG	
01-02	SA	10	341	62-136	.456	21-28	.750	10-27	.370	5-24-29	2.9	40	4.0	22	0	9	1	155	15.5
02-03	SA	24	814	135-335	.403	67-94	.713	15-56	.268	8-58-66	2.8	85	3.5	51	0	22	3	352	14.7
03-04	SA	10	386	72-168	.429	23-35	.657	17-43	.395	5-16-21	2.1	70	7.0	15	0	13	1	184	18.4
04-05	SA	23	858	166-366	.454	55-87	.632	9-48	.188	13-53-66	2.9	100	4.3	69	0	17	2	396	17.2
05-06	SA	13	475	104-226	.460	64-79	.810	2-9	.222	8-39-47	3.6	50	3.8	31	0	13	1	274	21.1
06-07	SA	20	751	168-350	.480	72-106	.679	7-21	.333	14-53-67	3.4	115	5.8	34	0	22	0	415	20.8
07-08	SA	17	654	152-306	.497	70-93	.753	7-20	.350	10-53-63	3.7	103	6.1	37	1	16	1	381	22.4
08-09	SA	5	181	59-108	.546	22-31	.710	3-14	.214	1-20-21	4.2	34	6.8	13	0	6	1	143	28.6
09-10	SA	10	335	73-154	.474	25-42	.595	2-3	.667	9-29-38	3.8	54	5.4	20	0	6	0	173	17.3
10-11	SA	6	221	43-93	.462	31-41	.756	1-8	.125	1-15-16	2.7	31	5.2	10	0	8	2	118	19.7
11-12	SA	14	506	102-225	.453	71-88	.807	7-21	.333	8-42-50	3.6	95	6.8	23	0	13	0	282	20.1
12-13	SA	21	765	167-365	.458	87-112	.777	11-31	.355	14-54-68	3.2	146	7.0	26	0	24	3	432	20.6
13-14	SA	23	719	168-346	.486	51-70	.729	13-35	.371	5-40-45	2.0	111	4.8	37	0	15	2	400	17.4
14-15	SA	7	210	33-91	.363	10-17	.588	0-9	.000	4-19-23	3.3	25	3.6	14	0	2	0	76	10.9
15-16	SA	10	264	44-98	.449	12-14	.857	4-16	.250	1-21-22	2.2	53	5.3	15	0	6	2	104	10.4
<b>TOTALS</b>	<b>213</b>	<b>7480</b>	<b>1548-3367</b>	<b>.460</b>	<b>681-937</b>	<b>.727</b>	<b>108-361</b>	<b>.299</b>	<b>106-536-642</b>	<b>3.0</b>	<b>1112</b>	<b>5.2</b>	<b>417</b>	<b>1</b>	<b>192</b>	<b>19</b>	<b>3885</b>	<b>18.2</b>	

## NBA ALL-STAR STATISTICS

Year	TEAM	G	MINS	FGM-FGA	PCT	FTM-FTA	FT%	FG3-FG3APCT	OFF-DEF-TOT	R/G	AST	A/G	PF	DQ	STL	BLK	PTS	AVG	
05-06	SA	1	20	3-8	.375	2-2	1.000	0-1	.000	0-0-0	0.0	4	4.0	1	0	0	8	8.0	
06-07	SA	1	24	4-7	.571	0-0	---	0-0	---	0-2-2	2.0	10	10.0	0	0	1	0	8	8.0
08-09	SA	1	20	7-11	.636	0-0	---	0-2	.000	0-4-4	4.0	4	4.0	0	0	2	0	14	14.0
11-12	SA	1	12	3-5	.600	0-0	---	0-0	---	1-1-2	2.0	4	4.0	0	0	0	0	6	6.0
12-13	SA	1	22	5-10	.500	2-2	1.000	1-3	.333	0-1-1	1.0	5	5.0	0	0	2	0	13	13.0
13-14	SA	1	11	2-5	.400	0-0	---	0-0	---	1-1-2	2.0	1	1.0	0	0	0	0	4	4.0
<b>TOTALS</b>	<b>6</b>	<b>110</b>	<b>24-46</b>	<b>.522</b>	<b>4-4</b>	<b>1.000</b>	<b>1-6</b>	<b>.167</b>	<b>2-9-11</b>	<b>1.8</b>	<b>28</b>	<b>4.7</b>	<b>1</b>	<b>0</b>	<b>5</b>	<b>0</b>	<b>53</b>	<b>8.8</b>	

## CAREER HIGHS

	REGULAR SEASON HIGHS	PLAYOFF HIGHS
<b>MINUTES</b>	53, at L.A. Clippers, 4/9/05	51, vs. Phoenix, 4/19/08
<b>POINTS</b>	55, at Minnesota, 11/5/08	43, at Dallas, 4/25/09
<b>REBOUNDS</b>	12, at Houston, 12/10/12	10 (2), at Phoenix, 5/5/10
<b>ASSISTS</b>	17, at New Orleans, 1/23/12	18, vs. Memphis, 5/21/13
<b>STEALS</b>	6, vs. Seattle 3/3/04	4, at Dallas, 4/25/09
<b>BLOCKS</b>	2 (4), latest at New Orleans, 2/3/14	1 (19), latest vs. Oklahoma City, 5/10/16



# JONATHON SIMMONS

HEIGHT 6-6 | WEIGHT 195 | SEASON Second  
BIRTHDATE 9/14/89 | BIRTHPLACE Houston, TX  
HIGH SCHOOL Smiley (Houston, TX) | COLLEGE Houston

FORWARD

17

SIGNED BY THE SPURS ON 7/22/15

**CAREER NOTES:** Is in his second NBA season, both with the Silver and Black ... signed by the Spurs on 7/22/15 ... spent two seasons with the Austin Spurs, San Antonio's NBA Development League team ... made the team after attending an open tryout in Austin in 2013 ... appeared in 94 total games, averaging 12.7 points, 4.4 rebounds and 2.6 assists while shooting .505 (446-883) from the field ... named to the 2015 NBA D-League All-Defensive Third Team ... has played on the Spurs Summer League team the past two summers ... helped guide the team to the 2015 Las Vegas Summer League Championship, averaging 17.0 points, 4.0 rebounds, 3.0 assists and 1.71 steals in 24.6 minutes while shooting .519 (41-79) from the field in seven games ... was named MVP of the championship game, finishing with a team-high 23 points (7-14 FG, 9-12 FT), 3 rebounds, 3 assists and 2 steals in 24 minutes ... played one season (2011-12) at the University of Houston, appearing in all 30 games and leading the Cougars in scoring as a junior, averaging 14.7 points to go with 5.0 rebounds and 2.2 assists while shooting .512 (154-301) from the floor ... attended Midland Junior College in 2009-10 and Paris Junior College in 2008-09 ... originally from Houston, TX (Smiley High School).

**2015-16:** Appeared in 55 games, averaging 6.0 points, 1.7 rebounds and 1.1 assists in 14.8 minutes ... shot .504 (122-242) from the field, .383 (18-47) from long range and .750 (69-92) from the charity stripe ... scored in double figures 10 times ... led the team in scoring once and in steals on four occasions ... ranked eighth among NBA rookies in free-throw percentage and 18th in scoring ... posted a season-high 19 points (7-14 FG, 5-9 FT), 7 rebounds, 2 assists and 2 steals in 31 minutes at Dallas on 4/13 ... posted a team-high tying 17 points (7-11 FG, 1-1 3FG, 2-4 FT) in 29 minutes at Oklahoma City on 3/26 ... finished with 15 points (5-7 FG, 5-5 FT) and 5 rebounds in a season-best 35 minutes at Denver on 4/8 ... posted back-to-back games in double figures ... recorded 18 points (6-7 FG, 6-7 FT) with 3 rebounds in 20 minutes at Milwaukee on 1/4 ... tallied 13 points (5-7 FG, 2-4 3FG, 1-1 FT) in 17 minutes vs. Utah on 1/6 ... posted 14 points (5-7 FG, 2-2 3FG, 2-2 FT), 2 rebounds and 2 assists in 15 minutes vs. Dallas on 1/17 ... recorded 13 points in 25 minutes at Phoenix on 1/21 ... produced 12 points to go along with 2 rebounds and 2 steals in 27 minutes at Denver on 11/27 ... posted 14 points to go along with 4 rebounds and 2 assists in 24 minutes at Philadelphia on 12/7 ... posted 10 points and 4 rebounds in 23 minutes at Miami on 2/9 ... was inactive for 19 games ... registered eight DNP-CDs ... saw action in three playoff games, averaging 3.7 points and 1.3 rebounds in 8.5 minutes ... netted 8 points and 3 rebounds in 15 minutes in Game 4 at Memphis on 4/24.

**2014-15 (AUSTIN):** Spent last season with the Austin Spurs, the NBA D-League affiliate of the San Antonio Spurs ... appeared in 50 games, starting 28, averaging 15.2 points, 4.3 rebounds, 3.6 assists and 1.00 steals in 33.8 minutes ... shot .494 (277-561) from the field, .398 (51-128) from three-point range and .750 (153-204) from the charity stripe ... named to the NBA D-League All-Defensive Third Team.

Was named the 2015 Las Vegas Summer League Championship Game MVP after scoring 23 points (7-14 FG, 9-12 FT) and adding 3 rebounds and 3 assists in 24 minutes at Phoenix on 7/20 ... averaged 17.0 points, 4.0 rebounds and 3.0 assists in 24.6 minutes over seven games in Las Vegas with the Spurs.



## NBA REGULAR SEASON STATISTICS

Year	TEAM	G	MINS	FGM-FGA	PCT	FG3-FG3A	PCT	FTM-FTA	PCT	OFF-DEF-TOT	RG	AST	AVG	PF	DQ	STL	BLK	PTS	AVG
15-16	SA	65	813	122-242	.504	69-92	.750	18-47	.383	16-80-96	1.7	58	1.1	103	0	24	5	331	6.0
<b>TOTALS</b>		<b>65</b>	<b>813</b>	<b>122-242</b>	<b>.504</b>	<b>69-92</b>	<b>.750</b>	<b>18-47</b>	<b>.383</b>	<b>16-80-96</b>	<b>1.7</b>	<b>58</b>	<b>1.1</b>	<b>103</b>	<b>0</b>	<b>24</b>	<b>5</b>	<b>331</b>	<b>6.0</b>

## NBA PLAYOFF STATISTICS

Year	TEAM	G	MINS	FGM-FGA	PCT	FTM-FTA	PCT	FG3-FG3A	PCT	OFF-DEF-TOT	RG	AST	AVG	PF	DQ	STL	BLK	PTS	AVG
15-16	SA	3	26	4-10	.400	1-2	.500	2-3	.667	3-1-4	1.3	2	0.7	4	0	2	0	11	3.7
<b>TOTALS</b>		<b>3</b>	<b>26</b>	<b>4-10</b>	<b>.400</b>	<b>1-2</b>	<b>.500</b>	<b>2-3</b>	<b>.667</b>	<b>3-1-4</b>	<b>1.3</b>	<b>2</b>	<b>0.7</b>	<b>4</b>	<b>0</b>	<b>2</b>	<b>0</b>	<b>11</b>	<b>3.7</b>

## CAREER HIGHS

	REGULAR SEASON HIGHS	PLAYOFF HIGHS
<b>MINUTES</b>	35, at Denver, 4/8/16	15, at Memphis, 4/24/16
<b>POINTS</b>	19, at Dallas, 4/13/16	8, at Memphis, 4/24/16
<b>REBOUNDS</b>	7 (2), at Dallas, 4/13/16	3, at Memphis, 4/24/16
<b>ASSISTS</b>	4, vs. Utah, 12/14/15	1 (2), at Memphis, 4/24/16
<b>STEALS</b>	2 (6), at Dallas, 4/13/16	1 (2), at Memphis, 4/24/16
<b>BLOCKS</b>	1 (5), at LA Clippers, 2/18/16	N/A

# TRAINING CAMP INVITES

## 30

### JOEL ANTHONY

Height: 6-9 Weight: 245 Position: Center NBA Experience: Nine Years  
Birthdate: 8/9/82 College: UNLV

Nine-year NBA veteran who has previously played with Miami, Boston and Detroit ... has appeared in 471 total games (110 starts), with career averages of 2.2 points, 2.8 rebounds and 1.11 blocks in 14.7 minutes ... has appeared in 63 career postseason games (16 starts) and was a member of the Miami Heat's back-to-back championship teams in 2011-12 and 2012-13 ... holds career playoffs averages of 2.2 points, 3.2 rebounds, 1.1 blocks and 18.1 minutes, all with the Heat ... enjoyed his best postseason campaign in 2011-12 when he averaged a career-high 3.2 points and 3.2 rebounds in 19.4 minutes per game in helping Miami to the franchise's second NBA title ... undrafted out of UNLV ... originally selected to join the Canadian Senior National Team in the summer of 2006 and has been a member of the team since 2008.

## 7

### RYAN ARCIDIACONO

Height: 6-3 Weight: 190 Position: Guard NBA Experience: Rookie  
Birthdate: 3/26/94 College: Villanova

Played with the Spurs in the 2016 NBA Summer League in Utah and Las Vegas ... averaged 2.1 points, 2.5 rebounds, 2.3 assists and 1.12 steals in 19.5 minutes over 8 total appearances ... led Villanova to their second-ever national championship during his last of four years playing for the Wildcats ... appeared in 144 career games with 143 starts ... registered career averages of 11.1 points, 3.7 assists and 2.3 rebounds in 31.9 minutes ... first player in Wildcats program history to record 1,500+ points (1,604) and 500+ assists (535) ... exited the school ranked fourth all-time in assists (535) ... helped the Wildcats to a 117-27 (.813) record during his collegiate career ... co-recipient of the 2015 BIG EAST Player of the Year award with Providence's Kris Dunn ... named team captain as a freshman.

## 29

### PATRICIO GARINO

Height: 6-6 Weight: 210 Position: Guard NBA Experience: Rookie  
Birthdate: 5/17/93 Birthplace: Argentina

Played on the Orlando Magic's 2016 NBA Summer League team, where he averaged 12.0 points, 3.3 rebounds, 3.3 assists and 2.00 steals in 30.7 minutes over three games ... spent the last four years at George Washington University (2012-16) ... appeared in 129 contests with the Colonials, averaging 12.0 points, 4.3 rebounds, 1.7 assists and 1.71 steals in 30.1 minutes ... ranks third in school history on George Washington's career steals list (219) and is 11th all-time in scoring (1,536 points) ... a native of Mar del Plata, Argentina, Garino is a member of the Argentinian National Team and competed in the 2016 Rio Olympics and the 2015 FIBA Americas Championship where the team won the silver medal.

## 28

### LIVIO JEAN-CHARLES

Height: 6-9 Weight: 230 Position: Forward NBA Experience: Rookie  
Birthdate: 11/8/93 Birthplace: France

Selected by the Spurs in the first round of the 2013 NBA Draft, 28th overall ... played with the Spurs in the 2015 and 2016 Utah and Las Vegas Summer Leagues ... has spent the last four seasons with Asvel Lyon-Villeurbanne of the French Pro-A League ... saw action in 48 games in 2014-15, starting 22, averaging 4.3 points and 3.3 rebounds in 13.4 minutes ... played 29 games for Asvel in 2013-14, averaging 3.3 points and 2.8 rebounds in 13.3 minutes ... in April 2013, he participated in the Nike Hoop Summit where he was named the Most Outstanding Player after a 27-point, 13-rebound effort ... after two seasons with Centre Federal du Basket-Ball in the French-NM1 League, made the jump to ASVEL in 2011 ... averaged 13.0 points and 5.3 rebounds in 29 games with Centre Federal during the 2010-11 season ... represented France on the U-20 National Team at the 2012 and 2013 U-20 European Championships ... averaged 17.3 points, 6.3 rebounds and 1.5 assists at the 2013 U-20 European Championships ... saw action in six games, averaging 9.5 points, 6.0 rebounds and 1.7 assists at the 2012 U-20 Championships ... has also represented France on the U-18 National team.

## 25

### RYAN RICHARDS

Height: 6-11 Weight: 265 Position: Forward/Center NBA Experience: Rookie  
Birthdate: 4/21/91 Birthplace: United Kingdom

Originally drafted by the Spurs in the second round of the 2010 NBA Draft (49th overall) ... split last season between Iran-Super League's Shahrdary Gorgan and the Lebanon-Pepsi LBL's Sagesse - Al Hekmeh Beirut ... during his time with Gorgan, averaged 20.9 points, 9.0 rebounds and 2.0 assists in 37.6 minutes ... a professional since 2011, has also played in Switzerland, Austria, Poland, Greece, Hungary, Iran and Dubai.

# INTERNATIONAL PLAYERS

## ROBERTAS JAVTOKAS

Height: 6-11 Weight: 250 Position: Center Birthdate: 3/20/80 (Siauliai, Lithuania)

SELECTED BY THE SPURS IN THE SECOND ROUND OF THE 2001 NBA DRAFT, 56TH OVERALL PICK

Completed his fifth straight season playing for Zalgiris Kaunas of the Lietuvos krepšinio lyga (LKL), in Lithuania ... appeared in 17 games last year, averaging 6.4 points and 3.9 rebounds while shooting .595 from the floor in 18.1 minutes ... also participated in nine Euroleague games, averaging 4.9 points and 3.7 rebounds in 16.1 minutes ... helped Lithuania to a silver medal at the 2015 European Basketball Championships ... played in 44 games during the 2014-15 campaign, averaging 7.4 points, 5.4 rebounds and 1.1 assists while shooting .591 from the floor ... also appeared in 23 Euroleague games, averaging 5.7 points and 4.3 rebounds ... earned 2014 Eurobasket.com All-Lithuanian LKL 3rd Team honors ... participated in 27 games during the 2013-14 season, averaged 9.9 points, 5.9 rebounds and 1.3 assists ... also saw action in 23 Euroleague games that season, averaged 9.6 points and 5.3 rebounds while shooting .650 from the floor ... suffered a preseason injury causing him to miss six months of the season in 2012-13 ... helped lead Kaunas to back-to-back Lithuanian National Championships ... has been a member of the Lithuanian National Team since 2000 ... won the silver medal at the 2013 European Championship ... won the bronze medal at the 2007 European Championship ... guided Lithuania to a bronze medal finish at the 2010 World Championship...played at the 2001, 2005, 2009 and 2011 European Championships ... played in the 2004 and 2008 Olympic Games ... in the 2008 Olympics, averaged 8.3 points and 5.0 rebounds while shooting .632 (24-37) from the field in eight games ... in the 2004 Olympics, averaged 8.9 points and 4.4 rebounds in 16.4 minutes in seven games ... led the Olympics in field goal percentage, with a .684 (26-38) mark ... has played internationally since 2000 ... played for Valencia BC in the Spanish League during the 2010-11 season ... spent the 2009-10 season with BC Khimki Moscow ... played for Dynamo Moscow from 2007-2009 ... was named Eurobasket.com's ALL-ULEB Cup Center of the Year in 2008 ... spent the 2006-07 playing for Panathinaikos (Athens) ... Panathinaikos captured the 2007 'triple crown' winning Greek League, Greek Cup and Euroleague championships ... spent six seasons (2000-06) with Lietuvos Rytas Vilnius in the Lithuanian Basketball League ... a six-time Lithuanian League All-Star ... the MVP of the 2002 LKL All-Star Game ... did not play basketball for over a year after being involved in a serious motorcycle accident on 5/1/02 ... spent one semester at the University of Arizona in 1999 before returning to Lithuania.

## VIKTOR SANIKIDZE

Height: 6-8 Weight: 200 Position: Forward Birthdate: 4/1/86 (Tbilisi, Georgia)

SELECTED BY ATLANTA IN THE SECOND ROUND OF THE 2004 NBA DRAFT, 42ND OVERALL PICK

OBTAINED FROM THE HAWKS ON 6/24/04 IN EXCHANGE FOR A 2005 SECOND ROUND PICK AND CASH CONSIDERATIONS

Currently playing for Ronenses TED Kolejliler Ankara of the Turkish Basketball Super League (BSL), in Turkey ... last season, averaged 12.3 points, 7.9 rebounds and 2.8 assists in 28 games ... notched 19 double figure scoring games and five double-doubles ... posted averages of 8.5 points, 5.8 rebounds and 1.5 assists while shooting .500 percent from the floor in six 2015 European Championship outings ... spent the 2014-15 season with Unics Kazan in Russia ... played in eight games in the VTB United League, averaging 4.5 points, 4.0 rebounds and 1.0 assists ... also saw action in three EuroCup games, averaging 4.7 points and 6.0 rebounds in 10.0 minutes ... saw action in 13 Euroleague games, averaging 4.4 points and 3.3 rebounds ... averaged 13.0 points, 8.0 rebounds and 1.5 assists in six games during qualifications for the European Championships ... in 2013-14, appeared in 36 Spanish League games with CAI Zaragoza, averaged 9.2 points, 5.4 rebounds and 1.5 assists while shooting .625 from the field ... spent 2012-13 playing for Montepaschi Siena in the Italian-SerieA, appearing in 48 games, averaging 5.5 points and 4.8 rebounds while shooting .589 from the field, .385 from three-point range and .649 from the foul line ... saw action in 24 Euroleague games, averaging 5.7 points and 5.1 rebounds while shooting .533 from the field ... helped guide Siena to the Italian SerieA Championship and the Italian National Cup ... became the first player, whose rights are owned by the Spurs, to play against the Spurs in an international friendly at the AT&T Center on 10/6/12 ... recorded 5 points and 11 rebounds ... prior to joining Siena spent three seasons Canadian Solar Bologna in the Italian-Serie A league ... selected to play in the 2011 Italian League All-Star Game ... has played internationally since 2003 ... played for Tartu Ulikool/Rock in the Estonian League during the 2008-09 season ... averaged 15.7 points and 7.4 rebounds ... spent the 2007-08 season with Dinamo Tbilisi in the Georgian League ... finished with 41 points, 8 rebounds and 3 assists earning MVP honors in the Georgian League All-Star Game ... won the league's slam dunk contest ... during the 2006-07 season played for MMT Estudiantes (Madrid) in the Spanish League ... underwent an appendectomy on 3/13/07 ... missed the 2005-06 season after having surgery on both knees in the summer of 2005 ... spent two seasons ('03-04 and '04-05) with SAOS J.D.A. Dijon in the French Pro A League ... spent the 2002-03 season at Academy Tbilisi in the Republic of Georgia ... played for Globe Tech Junior College in New York during the 2001-02 season at the age of 15 ... member of the Georgian National Team since 2004 ... led Georgia in the 2013 European Championships, averaging 13.0 points and 9.1 points in nine games ... saw action in eight games in the 2001 European Championships, averaging 12.0 points, 8.0 rebounds and 1.5 assists ... played for Georgia in the 2009 Division B European Championships and posted 17.0 points, 12.7 rebounds and 1.6 blocks in seven games ... led Georgia to the 2006 Ostchem Under-20 European Division B Championship ... named the tournament MVP after scoring 30 points in Georgia's 96-88 win over FYROM in the title game on 7/23 ... had 27 points and 14 boards in Georgia's semifinal win over Finland ... during the 2004 European Junior Championships averaged 18.2 points, 10.9 rebounds, 2.4 steals and 2.1 blocks in 10 games.

## SERGEY KARAULOV

Height: 7-0 Weight: 255 Position: Center Birthdate: 4/15/82 (Guliston, Uzbekistan)

SELECTED BY THE SPURS IN THE SECOND ROUND OF THE 2004 NBA DRAFT, 57TH OVERALL PICK

Has spent his entire professional career playing in Russia on a variety of levels ... member of TEMP-SUMZ of the Russian Superleague last season, averaging 11.9 points, 8.7 rebounds and 1.1 steals while shooting .566 percent from the floor in 34 games ... named 2016 Eurobasket.com All-Russian Superleague 1 Center of the Year and 2016 Eurobasket.com All-Russian Superleague 1 First Team ... registered 23 double figure scoring games and 11 double doubles ... played with Ural Ekaterinburg in the Russian Superleague in 2014-15, averaging 9.6 points and 7.9 rebounds while shooting .552 from the floor in 41 games ... helped Ural Ekaterinburg advance to the Russian Superleague semifinals ... was named 2014 Eurobasket.com All-Russian Superleague Honorable Mention ... spent 2013-14 with Ruskon-Mordovia in the Russian Superleague, averaging 10.3 points and 8.0 rebounds in 27 contests ... spent the 2012-13 season with Triumph Lyubertsy in the Russian-PBL ... during the 2011-12 season played for Spartak Primorie, averaging 2.4 points and 3.4 rebounds in 22 games ... prior to that spent two seasons with Krasnie Krilya Samara where he helped guide the team to the 2011 Russian Superleague Championship ... led Krasnie to the 2010 Eurochallenge Championship game ... has also spent time with Nizny Novgorod (2008-09), Lokomotiv Rostov (2007-08), Standart Samara (2006-07), BC Khimki Moscow (2004-07), Sakha-Jakutia Jakusk (2002-04) and Otrar Alma-Ata (2001-02).

# INTERNATIONAL PLAYERS

## ERAZEM LORBEK

Height: 6-11 Weight: 242 Position: Forward/Center Birthdate: 2/21/84 (Ljubljana, Slovenia)

SELECTED BY INDIANA IN THE SECOND ROUND OF THE 2005 NBA DRAFT, 46TH OVERALL PICK

OBTAINED FROM INDIANA ALONG WITH KAWHI LEONARD AND DAVIS BERTANS IN EXCHANGE FOR GEORGE HILL, 6/23/11

Last played during the 2013-14 season with FC Barcelona in the Spanish League ... has played professionally in Europe since 1999 ... appeared in 34 league games in 2013-14, averaging 7.3 points and 2.5 rebounds ... also played in 19 Euroleague games, posting 8.0 points and 2.7 rebounds per contest ... averaged 9.9 points and 3.3 rebounds while shooting .575 (138-240) from the floor in 2012-13 ... started in 30 Euroleague games and averaged 8.9 points and 3.4 rebounds in 20.6 minutes, while shooting .506 (89-176) from the field. ... was named to the 2012 All-Euroleague First Team and to the 2011-12 All-Spanish ACB Team ... helped guide his team to the Spanish ACB Championship in 2011 and 2012 and to the Finals in 2010 and 2013 ... won the regular season championship in 2010, 2011 and 2012 and captured the ACB Supercup 2010, 2011 and 2012 ... led Barcelona to the Euroleague Title in 2010 and the Final Four in 2012 and 2013 ... in 2008 he helped lead CSKA Moscow to the Euroleague Finals ... during the 2004-05 season he won the Euroleague Rising Star Award, averaging 9.2 points and 4.9 rebounds in 20 Euroleague games for Olimpia Bologna ... has played for the Slovenian National Team since 2005 ... appeared in 11 games in the 2011 European Championships, averaging 11.1 points, 5.0 rebounds and 1.7 assists ... in the 2009 European Championships, he averaged 16.4 points, 7.4 rebounds and 2.3 assists in eight games ... played for Michigan State in 2003 before returning to play overseas ... helped the Spartans advance to the NCAA Elite Eight.

## GEORGIOS PRINTEZIS

Height: 6-9 Weight: 230 Position: Forward Birthdate: 2/22/85 (Athens, Greece)

SELECTED BY THE SPURS IN THE SECOND ROUND OF THE 2007 NBA DRAFT, 58TH OVERALL PICK

Currently in his second stint with Olympiacos S.F.P. Piraeus ... has averaged double figures in scoring in each of his past four seasons with the club during Euroleague competition ... produced averages of 10.6 points, 2.6 rebounds and 1.9 assists in eight 2015 European Championships contests ... played two seasons in Spain with Unicaja Malaga (2009-11) ... was a back-to-back Euroleague Champion in 2012 and 2013 and also a two-time Greek League Champion, capturing championships in 2012 and 2015 ... member of the Greek National Team from 2008-10 and also in 2012, 2013 and 2015 ... saw action in four games during the 2008 Summer Olympic Games in Beijing, China where he averaged 5.0 points ... also played in the 2010 FIBA World Championship and 2014 FIBA World Cup ... attended the 2007 Reebok Camp in Treviso, Italy and was recognized as the Greek All-Star Game Slam Dunk Champion the same year ... previously a member of the Greek U-16 and U-20 National Teams ... began his professional career with Olympiacos Piraeus.

## ADAM HANGA

Height: 6-7 Weight: 200 Position: Guard/Forward Birthdate: 4/12/89 (Budapest, Hungary)

SELECTED BY THE SPURS IN THE SECOND ROUND OF THE 2011 NBA DRAFT, 59TH OVERALL PICK

Currently signed with Laboral Kutxa in Spain ... was a member of Sidigas Avellino in the Serie A Italian League in 2014-15 before joining Laboral Kutxa in May 2015 ... recorded averages of 10.6 points, 4.3 rebounds and 2.7 assists in 30 games with Sidigas Avellino ... recognized as a 2015 Italian Serie A All-Star ... played the 2013-14 season with Laboral Kutxa Vitoria in Spain, averaging 5.8 points, 2.4 rebounds and 1.0 assist in 26 games ... previously spent two seasons from 2011-13 with Assignia Manresa in the Spain-LIGA Endesa and saw action in 32 games last season, averaging 11.7 points, 4.5 rebounds, 2.3 assists and 1.31 steals in 25.6 minutes ... prior to Assignia Manresa, he spent the five seasons playing for AlbaComp-UPC Szekesfehever in the Hungarian NB League ... a two-time Hungarian League All-Star and the 2009 Slam Dunk Contest winner ... played for the Hungarian National Team from 2009-2012 ... averaged in 15.9 points, 5.4 rebounds, 3.0 assists and 1.5 steals at the 2011 European Championship qualifiers.

## NEMANJA DANGUBIC

Height: 6-9 Weight: 195 Position: Guard/Forward Birthdate: 4/13/93 (Pančevo, Yugoslavia)

SELECTED BY PHILADELPHIA IN THE SECOND ROUND OF THE 2014 NBA DRAFT, 54TH OVERALL PICK

Currently a member of Crvena Zvezda Telekom in Belgrade, Serbia ... produced averages of 7.7 points and 2.7 rebounds in 19 games for Crvena last season ... also saw action in 32 Adriatic League games where he averaged 5.8 points, 2.6 assists and 1.3 assists ... appeared in 23 Euroleague games and averaged 4.1 points and 2.0 rebounds in 13.8 minutes ... was a 2015 Adriatic League Champion, Serbian League Champion and Radivoj Korac (Serbian Cup) Winner ... spent the 2012-13 and 2013-14 seasons playing for Mega Vizura in the Serbian Adriatic League, averaging 9.2 points, 3.25 rebounds and 2.55 assists over 66 games ... also played 15 games in the 2013-14 Serbian League, averaging 11.7 points, 3.6 rebounds and 1.9 assists ... was invited to participate in the Adidas EuroCamp in Treviso, Italy, where he averaged 11.0 points and 3.0 rebounds in three games ... also played for Vrsac and Pancevo in Serbia from 2009-12 ... has played for Serbia in 16U, 17U, 18U, 19U, 20U, and was invited to play with the Serbian National Team in the 2014 FIBA World Cup, but was unable to participate due to injury.

# INTERNATIONAL PLAYERS

## NIKOLA MILUTINOV

Height: 7-0 Weight: 225 Position: Center Birthdate: 12/30/94 (Novi Sad, Serbia)

SELECTED BY THE SPURS IN THE FIRST ROUND OF THE 2015 NBA DRAFT, 26TH OVERALL PICK

Has played the past four seasons for Partizan Belgrade of the Adriatic League in Serbia ... in 29 games this past year, averaged 9.8 points, 7.6 rebounds and 1.3 assists in 28.0 minutes, while shooting .573 from the field ... helped lead his team to two Serbian League Championships in 2013 and 2014 and to the Adriatic League Championship in 2013 ... suited up in nine Eurocup contests this past season, averaging 7.0 points, 6.0 rebounds and 1.3 assists in 22.4 minutes ... is a member of the Serbian National Team and has also played for the country's U-16, U-18 and U-19 National Teams, winning a silver medal at the 2013 World U-19 Championships ... began his professional career in 2011 at the age of 16 playing for Hemofarm of Serbia.

## CADY LALANNE

Height: 6-10 Weight: 255 Position: Forward Birthdate: 4/22/92 (Port-au-Prince, Haiti) College: UMass

SELECTED BY THE SPURS IN THE SECOND ROUND OF THE 2015 NBA DRAFT, 55TH OVERALL PICK

Spent last season in China playing for Zhejiang CB ... suited up for the the Spurs in the 2015 and 2016 NBA Summer Leagues ... played collegiately at the University of Massachusetts from 2011-15 ... averaged 11.6 points, 9.5 rebounds and 1.91 blocks in 29.0 minutes as a senior ... tallied career collegiate averages of 10.0 points, 7.9 rebounds and 1.77 blocks in 25.2 minutes while shooting .553 from the field ... helped lead UMass to an NCAA Tournament berth in 2014 and NIT appearances in 2012 and 2013 ... became one of three players in UMass history to record 1,000 points, 800 rebounds and 100 blocks in a career ... born in Haiti.

## OLIVIER HANLAN

Height: 6-4 Weight: 190 Position: Guard Birthdate: 4/22/92 (Canada) College: Boston College

SELECTED BY UTAH IN THE SECOND ROUND OF THE 2015 NBA DRAFT, 42ND OVERALL PICK

OBTAINED FROM UTAH IN EXCHANGE FOR BORIS DIAW AND FUTURE 2ND ROUND DRAFT PICK

Selected by Utah in the second round (42nd overall) of the 2015 NBA Draft ... played with the Spurs in the 2016 NBA Summer League in Las Vegas ... spent last season with BC Zalgiris in Kaunas, Lithuania ... averaged 7.3 points and 2.4 rebounds in 20.7 minutes over 38 games, helping Zalgiris win the Lithuanian Basketball League title ... played three years (2012-15) at Boston College, where he averaged 17.8 points, 3.9 rebounds and 3.1 assists in 36.0 minutes ... was named the 2013 ACC Freshman of the Year and was selected to the All-ACC First Team in 2014-15.





2015 – 2016  
San Antonio Spurs  
and Entertainment Family

## SPURS SPORTS AND ENTERTAINMENT



INTEGRITY • SUCCESS • CARING

**Chairman & CEO** ..... Julianna Hawn Holt  
**Executive Assistant to Julianna Hawn Holt** ..... Anne Ledet

### SPURS BASKETBALL STAFF

**President of Basketball Operations/Head Coach** ..... Gregg Popovich

**President of Sports Franchises/General Manager** ..... R.C. Buford

**Vice President of Basketball Operations** ..... Monty Williams

**Assistant General Manager** ..... Brian Wright

**Assistant Coaches** ..... Ettore Messina, Ime Udoka, James Borrego,

Chip Engelland, Becky Hammon, Will Hardy

**Director of Pro Player Personnel/Austin Spurs General Manager** ..... Andy Birdsong

**Assistant General Counsel/Director of Basketball Administration** ..... Brandon James

**Director of Basketball Strategy** ..... Phil Cullen

**Pro Personnel Scout/Austin Spurs Assistant General Manager** ..... Pat Sund

**Director of College Player Personnel** ..... George Felton

**Director of Scouting** ..... Dave Telep

**Director of International Scouting** ..... Claudio Crippa

**Basketball Operations Manager** ..... Niraj Mulji

**Vice President of Strategic Research** ..... Kirks Goldsberry

**Director of Basketball Analytics** ..... Gabe Farkas

**Director of Basketball Information Systems** ..... Nick Repole

**Director of Medical Systems** ..... Phil Coles

**Director of Rehabilitation** ..... Marilyn Adams

**Head Athletic Trainer** ..... Will Sevensen

**Assistant Athletic Trainer** ..... Paul West

**Director of Sports Science & Athletic Performance** ..... Xavi Schelling

**SS&E Franchise Sports Science Coordinator** ..... Lorena Torres

**Coordinator of Athletic Performance** ..... Anthony Falsone

**Austin Spurs Head Strength & Conditioning Coach/Physical** ..... Kelly Forbes

**Development Assistant** ..... Travis Wade

**Team Travel/Equipment Manager** ..... Trinton White

**Assistant Equipment Manager** ..... Dutch Gaitley

**Video Coordinator** ..... Jeremy Castleberry

**Video Coordinator Assistant** ..... Analisa Rodriguez

**Director of Player Services** ..... Tom James

**Senior Director of Communications** ..... Kris Davis

**Basketball Communications Manager** ..... Jordan Hownestine

**Communications Coordinator** ..... Shelby Willingham

**Basketball Communications Assistant** ..... April Hardy-Holley

**Manager of Basketball Operations** ..... Leslie Giese

**Executive Assistant to Head Coach** ..... Leslie Giese

**Executive Assistant to the Head Coach** ..... Julio Rodriguez

**Practice Facility Operations Supervisor** ..... Sean Robinson, Jesse Enriquez,

Ken Lewis, Melvin Davis, John Cronen

**Physicians** ..... Dr. David Schmidt, Dr. Paul Saenz,

Dr. Richard Steffen

### SPURS SPORTS & ENTERTAINMENT STAFF

**President of Business Operations & CEO** ..... Rick Pych

**Executive Assistant & Investor Relations Manager** ..... Carolyn Wallace

**Business Operations Administrative Assistant** ..... Bianca Lopez

### Executive Vice President of Marketing Partnerships,

**Broadcasting, Branding & Content** ..... Lawrence Payne

**Executive Assistant & Special Projects Manager** ..... Yolanda Trevino

**Sr. Director of Marketing Partnerships** ..... Jeanne Garza

**Director of Marketing Partnership Sales** ..... David Elkins

**Partnership Sales Account Sr. Manager** ..... Tifini Furst

**Partnership Sales Account Manager** ..... Robert Stockhausen,

Scott Winegar,

**Sr. Partnership Sales Account Executive** ..... Orin Wexler

**Partnership Sales Account Executive** ..... Amy McClellon

**Director of Marketing Partnership Activations** ..... Lisa Keeth

**Partnership Activation Account Manager** ..... Stacy Jobses

**Sr. Partnership Activation Coordinator** ..... Doug Hester, Lamar Wilkerson

**Partnership Activation Coordinator** ..... Margaret Cannata,

Ashley DelValle, Pa Eland, Hillary Williams

**Partnership Activation Associate** ..... Sarah Price

**Franchise Partnership Sales Manager** ..... Cris Carrico

**Franchise Partnership Sales Account Executive** ..... Brian Garcia,

Alex Ridolfi

**Franchise Activation Coordinator** ..... Libby Kruse

**Franchise Activation Associate** ..... Alyssa Turrieta

**Marketing Partnerships Specialist** ..... Christianne Sieras

**Broadcast Traffic Supervisor** ..... Elizabeth Quinones

**Broadcast Radio Traffic Coordinator** ..... Amaly Madrigal

**Production Coordinator** ..... Julieanne Miranda

**Sr. Director of Broadcast** ..... Mike Kickirillo

**Director of Content Production** ..... Trevor Rivera

**Sr. Manager of Broadcast Operations** ..... Dan Weiss

**Producer II** ..... Carter Snowden

**Producer** ..... Ben Fox

**Producer/SAFC Reporter** ..... Anja Rosales

**Spurs Reporter** ..... Cayleigh Griffin

**Game Operations & Special Events Manager** ..... Daniel Casados

**Game Operations Project Specialist** ..... Diandra Munoz

**Sr. Game Ops & Special Events Coordinator** ..... Daniel Radwanski

**Sr. Entertainment Teams Coordinator** ..... Katie Gibbons

**Game Operations Representative** ..... Danielle VanDeWalle

**Franchise Game Operations Coordinator** ..... KC Shingleton

**Creative Entertainment Specialist** ..... Rance Ristau

**Creative Entertainment Coordinator** ..... Brian Hayes

**Vice President of Brand & Marketing** ..... Mike Malo

**Sr. Marketing Manager** ..... Matt Gaudry

**Spurs Sr. Marketing Manager** ..... Jordan Mandlekorn

**Rampage Marketing Manager** ..... Erica Marshall

**Sr. AT&T Center Marketing Coordinator** ..... Lori Shapiro

**Sr. Marketing Coordinator** ..... Lindsey Wittenburg

**Stars/SBGB Marketing Coordinator** ..... Veronica Oviedo

**Director of Digital Communications** ..... Doug O'Donnell

**Digital Writer** ..... Omar Gonzalez

**Web Design Developer** ..... Lorne Chan

..... Matt Schad

**Digital Developer** ..... Erika Lingonblad

**Sr. User Experience Specialist** ..... Megan Julian,

Mackenzie Knoop

**Social Media Coordinator** ..... Matthew Schad

**Web Design Coordinator** ..... Rachel Banuelos

**Email Marketing Coordinator** ..... Mark Chapman

**Sr. Director of Creative Services** ..... Laura Perez

**Creative Services Specialist** ..... Abe Exum

**Creative Services Manager** ..... Joseph Blanco

**Sr. Motion Graphic Artist** ..... Jason Ytuarte

**Graphic Designer** ..... Nabor Etienne, Justin Morin

**Graphic Designer** ..... Katie Funk

**Managing Producer** ..... Rob Fisher

**Sr. Producer** ..... Erick Cantu



Accounts Payable Associate . . . Guadalupe Saldana, Lysandra Torres  
 Payroll Supervisor . . . Paul Baum  
 Payroll Coordinator . . . Kristina Manley  
 Director of Corporate Analytics & Insights . . . Jordan Kolosey  
**VP & AT&T Center General Manager** . . . Brett Stefansson  
 Building & Events Administrative Assistant . . . Amanda Ortiz  
 Director of Booking . . . Stephen Grossman  
 Sr. Director of Building Operations . . . Dave Ellsworth  
 Director of Facility Services . . . Ron Sneed  
 Building Operations Manager . . . Kacey Conley, Jeremy Sheffield  
 Conversion Operations Manager . . . Leya Mphande  
 Building Operations Lead . . . Cindy Salazar  
 Building Ops Crew . . . Lucio Vasquez  
 Trades Crew . . . John Aguilar, Carlos Cedillo, Frank Jimenez,  
 . . . George Lopez, Ben Mayfield, David Ramon, Nathan Schroeder  
 Electrical Supervisor . . . Paul Guttillo  
 Electrician . . . Henry Gonzalez, Wayne Webster  
 Rigger . . . Anthony Martinez  
 Logistics Supervisor . . . Mike Alden  
 Sr. Procurement Coordinator . . . Shae Lankston  
 Procurement Coordinator . . . Taylor Morgan  
 Purchasing Associate . . . Guillermo Gutierrez  
 Director of Event Services . . . Mindy Corr  
 Event Manager . Candice DeHont, Duane Randall, Samantha Zastrow  
 Sr. Security & Parking Manager . . . Kevin Dooley  
 Security Manager . . . Todd Weber  
 Event Security Manager . . . Jomo Henry  
 Parking Services Manager . . . Cindy Trevino  
 Security . . . Bryan Conrad, Carl Fowler, Nicholas Galindo,  
 . . . Ramon Guajardo, Joe Esperiqueta, Mari Morales  
 Box Office Manager . . . Bruce Radley  
 Box Office Assistant Manager . . . Sadie Smart  
 Box Office Supervisor . . . Nick Sinatra  
 Sr. Director of Service Innovation . . . Rebecca Caven  
 Sr. Experience Innovation Manager . . . Shannon Walsh  
 Fan Experience Manager . . . Jennifer Vara, Rachael McGuire  
 Experience Innovation Assoc. Manager . . . Tim Derk, Liz Garcia  
 Service Innovation Coordinator . . . Kayla Fernandez  
 Family Service Representative . . . Lesley Gutierrez, Marisol Gonzales

## Senior Vice President of

**Sales & Franchise Business Operations** . . . Frank Miceli  
 Executive Assistant . . . Megan Johnson  
**Vice President of Spurs Ticket Sales & Service** . . . Joe Clark  
 Executive Assistant . . . Alex Melo  
 Spurs Ticket Sales Manager . . . Ryan Denbow  
 Season Ticket Sales Coordinator . . . Leigh Ann Cecil  
 Sr. Account Executive . . . Lynn Classen, Chason Douglas, Jimi Olsen  
 Spurs Sales Representative . . . Irma Argil, Carlos Rodriguez,  
 . . . Allison Summers, Joel Waldon  
 Group Sales Manager . . . Lindsay Beale  
 Group Sales Account Manager . . . Jack Cuchran  
 Sr. Group Account Executive . . . Danny Farias,  
 . . . Nancy Gonzales, Alex Ridolfi  
 New Business Consultant - Group Sales . . . Kolin Goff, Connor Roy  
 Group Sales Representative . . . JP Sanchez  
 Group Sales Coordinator . . . Melerie DeLeon  
 Sr. Youth Sports Programs Coordinator . . . Sarah Silva  
 Youth Sports Programs Coordinator . . . Austin Peebles  
 Manager of Spurs Tournaments . . . Devin Judkins  
 Director of Ticket Services & Retention . . . Chris Monroe  
 Service & Retention Manager . . . Kassie Smiley  
 Service & Retention Administrative Assistant . . . Anne-Marie Prince  
 Sr. Account Exec. - Prem. Svcs . . . Tanya Lopez, Marc Reichenberger  
 Season Ticket Services Representative . . . Riley Cole,  
 . . . Analicia Dominguez, Dani Fortinberry, Jessica Hotzelt,  
 . . . Brianna Lopez, Christy Lutz, Jeremy Martinez, Cody Tackett  
 Sr. Director of Corporate Sales . . .  
 Sr. Premium Services Manager . . . Nicole Christy  
 Corporate Sales Account Manager . . . Joe Reyes  
 Sr. Corporate Sales Account Executive . . . Julian Dais

Prem. Account Executive - Suites . . . Sacha Crockett, Alyssa Montes  
 Corporate Sales Account Specialist . . . McKayla Schmidt  
 Director of Ticket Operations . . . Sharif Talukder  
 Ticket Office Manager . . . Kathy Kurek  
 Assistant Ticket Office Manager . . . Ruben Garcia  
 Ticket Office Group Coordinator . . . Erick Aguirre  
 Ticket Office Representative . . . Wanda Martin  
 Franchise Ticket Office Manager . . . Meghan Passigneau  
 Franchise Ticket Office Representative . . . John Rose  
**Vice President of Franchise Sales & Operations** . . . Tim Salier  
 Sr. Director of Franchise Operations . . . Ryan Snider  
 Sr. Manager of Franchise of Sales & Retention . . . Frank Torres  
 Franchise Executive Assistant . . . Tanyan Walters

## Senior Vice President

**General Counsel & Corporate Relations** . . . Bobby Perez  
 Executive Legal Assistant & Legal Dept. Manager . . . Stephanie Ashe  
 Staff Attorney . . . Nick Munro  
 Director of Corporate Relations . . . Joe Donnelly  
 Sr. Corporate Relations Coordinator . . . Shermeka Hudson  
 Corporate Relations Coordinator . . . Courtney Coleman  
 Corporate Communications Manager . . . Carlos Manzanillo  
 Corporate Communications Coordinator . . . Meredith Collier  
 Executive Dir. of SBGB, Dir. of CR . . . Laura Dixon  
 Sr. Community Responsibility Manager . . . Loretta Kerner  
 Community Responsibility Project Specialist . . . Hollis MacDonald  
 CR Coordinator II . . . Amanda Fite  
 CR Coordinator . . . Camille Alfaro, Taylor Carter  
 CR Specialist . . . Virginia Artega  
 CR Coordinator - SBGB . . . Austin Contestrano, Julie Earl  
 CR Specialist - SBGB . . . Kelly Galvin

## Vice President of Human Resources &

**Corporate Administration** . . . Tammy Turner  
 Sr. Internal Communications Coordinator . . . Tanya Navalta  
 Director of Human Resources . . . Jaيمي Martinez  
 HR Admin. & Systems Coordinator II . . . Rachel Russ  
 Talent Acquisition Coordinator . . . Jeremy Garcia  
 Benefits Coordinator . . . Vanessa Cervantes  
 Human Resources Generalist . . . Lorraine Fuentes  
 Director of Organizational Development . . . Laural Logan-Fain  
 Learning & Development Coordinator . . . Morgan Jones  
 Sr. Director of Technology . . . Jeff Dreesen  
 Director of IT Systems . . . Nguyen Nguyen  
 IPTV Systems Manager . . . Darr Weeks  
 User Services Manager . . . Eli Jefferies  
 IT Support Coordinator . . . Mario Martinez  
 IT Event Technician . . . Gerry Duran  
 Sr. Creative Developer . . . Quincy Macklin  
 Director of A/V Engineering Systems . . . Clinton Rathmell  
 A/V Systems Manager . . . Chris Thompson  
 A/V Engineer . . . David GarzaP  
 Video Display Engineer . . . Lou Sangurima, Robert Tieman II  
 Sr. Audio Systems Senior Engineer . . . Stephen Pyle  
 Audio Technician . . . Fred Weisenmiller  
 Sr. Event Production Manager . . . Greg Cody  
 Audio Specialist . . . Stephen Bennett  
 LED Graphic Artist . . . Chelsea Deering  
 Video Editor . . . Derek Zurcher

# SPURS SPORTS & ENTERTAINMENT DIRECTORY

## STARS STAFF

General Manager . . . . . Ruth Riley  
Assistant Coaches . . . . . Vicki Johnson, James Wade  
Athletic Trainer . . . . . LaTonya Holley  
Strength & Conditioning Coach . . . . . Christine Stragisher  
Equipment Manager . . . . . Sarah Cilea  
Communications Manager . . . . . Rebecca Sweat  
Ticket Sales & Retention Manager . . . . . Yolanda Rodgers  
Business Development Manager . . . . . Alma Lara  
Sales Representative . . . . . Karisa Cantu, Brittany Gray, Morgan Lathon  
New Business Consultant . . . . . Kevin Henry  
Season Ticket Services Representative . . . . . Sam Thornton  
Marketing Coordinator . . . . . Veronica Ovideo

Groundskeeper . . . . . Elizardo Garcia  
Operations Crew . . . . . Zachery Guerrero, Eduardo Lara  
Maintenance Technician . . . . . Colton Saldivar

## AUSTIN SPURS STAFF

Head Coach . . . . . Ken McDonald  
Assistant Coach . . . . . AJ Diggs, Mitch Johnson  
Basketball Operations Manager . . . . . Joey Kuhl  
Head Athletic Trainer . . . . . Keith Abrams  
Sr. Communications & CR Manager . . . . . Perri Travillion  
Business Operations Manager . . . . . Maegan Barth  
Special Projects Associate . . . . . Megan Miller  
Corporate Partnerships Manager . . . . . Justin Wynter  
Premium Sales Manager . . . . . Allen Schlesinger  
Premium Account Executive . . . . . Dexter McMarion  
Ticket Sales Manager . . . . . Stephen Gray  
Sr. Account Executive . . . . . Kevin Setna  
Account Executive . . . . . Tim Pryor  
Sales Representative . . . . . Jacob Geller, Blake Herring, Alexis Taylor

## RAMPAGE STAFF

Head Coach: . . . . . Eric Veilleux  
Assistant Coach: . . . . . Randy Ladouceur  
Athletic Trainer: . . . . . Brent Woodside  
Head Equipment Manager: . . . . . Steve Passineau  
Assistant Equipment Manager: . . . . . Jack Markwardt  
Strength and Conditioning Coach: . . . . . Tim Martin  
Video Coordinator: . . . . . Steven Petrovek  
Head Equipment Manager . . . . . Steve Passineau  
Sr. Broadcast Operations Manager . . . . . Dan Weiss  
Communications Manager . . . . . Kyle Zawieja  
Ticket Sales Manager . . . . . Carl Bennett  
Sales Representative . . . . . Johnny Glodich, Matt McCarty  
. . . . . Brian McManus, Danielle Pierce, Nick Verzijl, Mike Zampese  
Service & Retention Manager . . . . . Lauren Schlattner  
Season Ticket Services Representative . . . . . Myles Adair, Alex Gomez  
Marketing Manager . . . . . Erica Marshall

## SAN ANTONIO FC STAFF

Head Coach . . . . . Darren Powell  
Assistant Coach . . . . . Juan Lamadrid, Andy Thomson  
Director of SAFC Pro Academy/Assistant Coach . . . . . Nick Evans  
Equipment Manager . . . . . Rashad Moore  
Managing Director . . . . . Tim Holt  
Communications Manager . . . . . Preston Petri  
Marketing Manager . . . . . Sam Doerr  
Ticket Sales Manager . . . . . Joey Harvey  
Sales Representatives . . . . . Kelsi Darr, Daniel Johansen, Jakie Laureles  
. . . . . Jose Medellin, Adam Pena, Josh Riley  
Sales Coordinator . . . . . Aaron Zamora  
Service & Retention Manager . . . . . Sasha Murray  
Service & Retention Representative . . . . . Miguel Hopkins, Ashley Flores  
Director of Toyota Field & STAR Complex . . . . . Dave Susi  
Toyota Field & STAR Complex Event Coordinator . . . . . Amanda Cena  
Toyota Field & STAR Complex Event Representative . . . . . Emma Boyle  
Toyota Field & STAR Complex Ops Supervisor . . . . . Nick Carnevale  
Turf Assistant . . . . . Jonathon Figueroa



## NBA Cares

NBA Cares is the league's global social responsibility program that builds on the NBA's mission of addressing important social issues. NBA Cares programs and participants have provided more than 3.7 million hours of hands-on service and created more than 1,040 places where kids and families can live, learn or play in communities around the world. The NBA also engages more than 12 million youth annually, inspiring play and teaching the values of the game. NBA Cares works with internationally recognized youth-serving programs that support education, youth and family development, and health-related causes, including: Thurgood Marshall College Fund, Special Olympics, YMCA of the USA, Boys & Girls Clubs of America, UNICEF, the Make-A-Wish Foundation, Share Our Strength and GLSEN.



## CHAIRMAN OF THE BOARD



**Julianna Hawn Holt**  
Chairman & CEO  
Spurs Sports & Entertainment

## BOARD OF DIRECTORS



**Marc Bruno**  
President/  
Stadiums & Arenas  
ARAMARK Sports &  
Entertainment Group



**Jim Callaway**  
AT&T Media Holdings, Inc.



**Peter M. Holt**  
CEO  
HOLT CAT



**Bruce Hill**  
Partner  
R&B Partnership



**James R. Leininger, M.D.**



**Robert H. Walls, Jr.**  
Executive Vice President &  
General Counsel  
iHeartMedia Inc.



**Charles Ebrom**  
President/Treasurer  
Zachry Hospitality  
Corporation

On March 26, 1993, a group of 22 investors purchased the San Antonio Spurs. The group currently numbers 20 investors who are members of a limited liability company known as San Antonio Spurs, L.L.C. The ownership group has a seven-person governing and decision-making body and Julianna Hawn Holt serves as the Chairman of the group. Listed below are the current members of San Antonio Spurs, L.L.C.:

ARAMARK Sports & Entertainment Group, Raymond Joseph Barshick, Cassandra Carr, iHeart Media Inc. , George C. Hixon, H.H. Sports, Ltd., IBC Capital Corporation, Sylvan Stephen Lang, James R. Leininger, R&B Partnership (Russell and Bruce Hill), David M. Robinson, AT&T Media Holdings, Inc., Markey Family Partnership , Sierra Sports & Entertainment Family Limited Partnership, SWBC, Sunrise Sports & Entertainment, Valero Energy Corporation, Zachry Hospitality Corporation and Estate of Jeanne Lang Mathews.

## JULIANNA HAWN HOLT

CHAIRMAN AND CEO  
SPURS SPORTS & ENTERTAINMENT



Julianna Hawn Holt officially accepted the title of Chairman and CEO of Spurs Sports & Entertainment on March 9, 2016, succeeding Peter M. Holt in their majority interest partnership formed in 1996. The duo's collective vision for what the Spurs could become has built an incredible legacy.

Julianna Hawn Holt's work behind the scenes, has been constant and steady. Her business acumen and guidance amongst a passionate group of owners led in part to the team's success and basis for developing a leadership philosophy which has crafted a Spurs winning formula.

Julianna looks forward to taking on a larger role with such talented individuals to insure the continued strength and success of Spurs Sports & Entertainment, the community and our wonderful fans.

A disappointing 20-62 record in 1996-97 set the stage to draft Tim Duncan in 1997 who joined David Robinson, one of the greatest centers of all time, to lead the Spurs to their first NBA title in 1999 and set the tone for a franchise that would gain the admiration of the league. The Spurs leadership has continued to oversee an era of impressive growth including 1999, 2003, 2005, 2007 and 2014 NBA Championship titles. ESPN The Magazine has named the San Antonio Spurs the best professional sports franchise four times in its annual Ultimate Standings issue.

Today, Spurs Sports & Entertainment encompasses additional professional sports franchises including the WNBA Stars, American Hockey League Rampage, NBA Development League Austin Spurs and the San Antonio FC, a United Soccer League team which debuted in 2016.

Born of the evolving needs of the franchises and our community, the concept of the AT&T Center was initiated. Julianna was an instrumental contributor to a grand collaboration between Bexar County, the City of San Antonio, SS&E, the San Antonio Stock Show & Rodeo, architects, contractors, art consultants and artists in order to build the impressive AT&T Center. The center reflects San Antonio and South Texas, showcasing the region's unique history and culture. After undergoing a spectacular renovation in 2015, the AT&T Center continues to be a premier entertainment destination in San Antonio.

A true Texan growing up in Corpus Christi with varied business interests including American Bank, Hawn Brothers Oil & Gas Exploration and Production, Hewitt & Dougherty Oil & Gas Production, Saratoga & Hawn Land Development, Hawn Holt Interests, HOLT CAT, John D. Hawn Cattle Ranch, and Prade Ranch, Hawn Holt Cross Triangle Ranch Julianna Hawn Holt's business prowess has grown through her involvement with these endeavors. Derived from these varied and robust experiences, Julianna was influenced by a simple leadership motto: build skill and character, and always keep your sense of humor.

Realizing how fortunate and blessed her life has been, Julianna places a tremendous emphasis on philanthropic causes. She has long supported many that benefit the State of Texas, the arts, education; both vocational and academic, as well as those dedicated to the well-being of children.



## RICK PYCH

PRESIDENT AND CEO

Now in his 24th season ... leads the business operations for all five sports franchises owned and operated by Spurs Sports & Entertainment which includes the San Antonio Spurs (NBA), the San Antonio Rampage (AHL Hockey), the San Antonio Stars (WNBA), the Austin Spurs (NBA Development League), and San Antonio FC (USL Soccer) as well as the operations of the AT&T Center and Toyota Field... includes marketing, corporate partnerships and ticket sales, finance and administration, communications, corporate development, community relations, IT, and facilities management

as well as all corporate business and new initiatives on behalf of the organization and ownership ... has a long career of financial and business management experience in public accounting, banking, real estate, and sports and entertainment ... named the Spurs chief financial officer in 1993 ... promoted to executive vice president in 2000, president of business operations in 2008 and president and co-CEO in 2016 ... in 1995 started a development, financial and operating study for a new multi-purpose arena that eventually led to the new home for the Spurs, the AT&T Center... was named in 1999 as the chief development officer for the AT&T Center ... oversaw the successful county referendum campaign in 1999 that provided public funding to build the AT&T Center and again in 2008 a second referendum that provided funds for additional improvements to the AT&T Center that were completed for the 2015-2016 season... directed all aspects of the AT&T Center development project and continues to be liaison with Bexar County in all matters relating to the arena's development and operating agreements ... oversaw the original design, financing and construction of the AT&T Center from 2000 to 2002 as well as the recent renovation projects... led the organization's efforts to bring hockey to the AT&T Center... in 2002 negotiated the purchase of an American Hockey League (AHL) affiliate... in the summer of 2007 led the negotiations to purchase the NBA Development League team in Austin, Texas, the Austin Spurs (formerly Austin Toros)...after seven years of working toward bringing professional soccer to San Antonio, successfully launched San Antonio FC, a USL soccer franchise that began play in April 2016...in January 2016, in conjunction with the City of San Antonio and Bexar County, entered into a long term operating agreement to run Toyota Field and host professional soccer and other events...an alternate governor on the NBA Board of Governors...ongoing member and past chairman of the AHL Executive Committee as well as member of the AHL Board of Governors...was a past member of the Board of Directors of the San Antonio Sports Foundation dating back to 1989 and was part of the team that brought major sporting events to San Antonio, including the U.S. Olympic Festival in 1993, the 1995 National Senior Olympics, the 2002 NCAA Women's Final Four and the 1998, 2004, and 2008 NCAA Men's Final Four.... served on the Executive Committee and Vice Chair of the Board of Trustees of VIA Metropolitan Transit, currently Co-chair and on Executive Committee of Centro Partnership San Antonio.... past board positions include serving on the Executive Committee and Board of the San Antonio Economic Development Foundation, the Board of the San Antonio Tax Incremental Reinvestment Zone, and Executive Committee and Board of the Boys and Girls Clubs of San Antonio, active as a mentor in the InspireU Program of Big Brothers Big Sisters of South Texas... holds a degree in accounting from Fairfield University and is a CPA ... has a 30-year-old son, Zack.

**GREGG POPOVICH**HEAD COACH / PRESIDENT OF  
SPURS BASKETBALL

Is in his 21st season as the Spurs head coach ... the longest tenured coach with the same team among the 122 NBA, NFL, NHL and MLB franchises ... has led the Spurs to five NBA Championships (1999, 2003, 2005, 2007 and 2014) ... one of five coaches in history with five-or-more NBA Championships (along with Phil Jackson, Red Auerbach, John Kundla and Pat Riley) ... he and Eric Spoelstra are the only two active coaches with multiple NBA titles ... finished the 2015-16 season with a career mark of 1,089-485 ... career winning percentage of .692 ranks third in NBA history (behind Jackson and Billy Cunningham) ... ranks eighth in NBA history in career victories and first among active coaches ... his 1,089 wins with one team ranks second all-time in NBA history behind Jerry Sloan (1,127) ... posted his 1,000th career win at Indiana on February 9, 2015 ... his 158 playoff wins rank third in NBA history (behind Jackson and Riley) and his playoff career winning percentage of .617 (158-98) is the fourth-best in league history (minimum 100 games) ... named NBA Coach of the Year in 2003, 2012 and 2014 ... has led San Antonio to the NBA's best regular season record five times (1998-99, 2000-01, 2002-03, 2011-12 and 2013-14) ... the Western Conference All-Star coach in 2005, 2011, 2013 and 2016 ... has been the NBA Coach of the Month 16 times, the most in league annals ... the Spurs all-time leader in both regular season and playoff wins ... a 1970 graduate of the United States Air Force Academy with a degree in Soviet studies ... played four seasons at the Air Force Academy ... as a senior was the team's captain and leading scorer ... following his graduation in 1970 served his five-year military commitment ... during that time toured Eastern Europe and the Soviet Union as a member of the U.S. Armed Forces Team ... selected to represent the U.S. on the national AAU Team touring the Soviet Union ... in 1972 was the captain of the Armed Forces team, which won the AAU Championship ... earned an invitation to the 1972 U.S. Olympic Team Training Camp ... in 1973 returned to the Air Force Academy as an assistant coach ... spent six years at Air Force during which time he obtained his master's degree in physical education and sports sciences from the University of Denver ... in 1979 was named the head coach at Pomona-Pitzer in Claremont, California ... spent the next eight seasons at Pomona ... during the 1985-86 season led the team to its first conference championship in 68 years and to a berth in the NCAA Division III Tournament ... while at Pomona was an active member of the school's academic community, working as an associate professor, chairing the college's Student Life committee, serving on the Women's Commission and even - for one year - living in a dorm with his family ... moved to the NBA in July of 1988, joining the Spurs as an assistant coach as a member of Larry Brown's staff ... spent the next four seasons in San Antonio with a Spurs team that won a pair of Midwest Division titles ... in the summer of 1992 was named an assistant coach on Don Nelson's staff with Golden State ... spent the next two seasons with the Warriors ... returned to San Antonio on May 31, 1994, as the Spurs executive vice president of basketball operations/general manager (served as GM for eight seasons before turning the job over to R.C. Buford on July 1, 2002) ... named the Spurs head coach in December of 1996 ... selected as the head coach of the USA Basketball Men's National Team for the 2017-20 quadrennium in October of 2015 ... served as an assistant coach for USA Basketball's Men's Senior Team for three consecutive summers (at the 2002 World Basketball Championship, the 2003 FIBA America Men's Olympic Qualifying Tournament and the 2004 Olympic Games) ... a very active member of the San Antonio community ... in 1991 teamed with Frank Martin to create the Spurs Youth Basketball League ... today the league plays at 75 locations in San Antonio and through-out South Texas ... over 15,000 boys and girls, ages 7 to 16, played in the league in 2011-12 ... prior to every game, each participant takes a pledge, promising to remain drug and alcohol free while showing good sportsmanship and fair play ... the league was honored with a Daily Point of Light Award by President Bush in February of 1992... is involved in several charities in the San Antonio area including the San Antonio Food Bank, Roy Maas' Youth Alternatives, Boys and Girls Club and The Miracle League ... honored by the Air Force Academy with its Distinguished Graduate Award in 2007 ... he and his wife Erin have been blessed with two children, Micky and Jill.



## ETTORE MESSINA

ASSISTANT COACH


Enters his third season on the bench for the Spurs ... named one of the Euroleague's 10 Greatest All-Time Coaches in 2008 ... has earned numerous coaching accolades throughout his career including being inducted into the Italian Basketball Hall of Fame in 2009, European Coach of the Year in 1998, Euroleague Coach of the Year in 2006 and 2008, Italian Coach of the Year in 1990, 1993, 1998, 2001 and 2005, and Russian Coach of the Year 2006, 2007, 2008 and 2009 ... before joining the Silver and Black spent two seasons (2012-14) as the head coach of the CSKA Moscow in the Russian League, his second stint with the team ... led CSKA to the Russian Championship and the Euroleague Final Four both seasons ... served as a coaching consultant for the L.A. Lakers in 2011-12 ... prior to making the move to the NBA, spent four seasons (2005-2009) at the helm of CSKA Moscow where he led the team to two Euroleague Championships (2006, 2008) and four Russian SuperLeague titles (2006-2009) ... served as a coach in the Italian League for over 15 years ... earned two Euroleague Championships (1998 and 2001) as well as several Italian championships with Virtus Bologna, where he had two stints as head coach (1989-1993, 1997-2002) ... was at the helm of Benetton Treviso from 2002-2005, guiding the team to an Italian championship in 2003 ... a native of Catania, Italy ... served as head coach of the senior men's Italian national basketball team (1993-1997), where he led Italy to the silver medal at the 1997 European Championship ... in 2016 he returned as head coach of the Azzurri.



## IME UDOKA

ASSISTANT COACH

Enters his fifth season with the Spurs as an assistant coach ... served as the head coach of the Spurs Las Vegas Summer League squad in 2013 and 2014 ... spent three seasons as a player with the Silver and Black from 2007-09 and the 2010-11 campaign ... enjoyed a seven-year NBA career ... played for the L.A. Lakers in 2003-04, the New York Knicks in 2005-06, the Portland Trail Blazers in 2006-07 and the Sacramento Kings in 2009-10 ... went undrafted out of college ... spent time in the NBA Development League and played internationally in Spain and France ... was named to the All-NBA D-League First Team and was also the recipient of Jason Collier Sportsmanship Award in 2005-06 ... began his college career at Eastern Utah and spent a year at the University of San Francisco before finishing at Portland State ... late father was of Ibibio descent and was born in Nigeria ... played for the Nigerian National Team in multiple tournaments, including the 2005 African Championship, the 2006 FIBA World Championship, and the 2011 African Championship where he helped lead Nigeria to a bronze medal.



## JAMES BORREGO

ASSISTANT COACH

Is in his second stint on the Spurs bench ... spent seven seasons with the organization from 2003-10 ... began as an assistant video coordinator in the summer of 2003 and finished his tenure as an assistant coach ... prior to re-joining the Spurs in 2015 spent three seasons with the Orlando Magic as an assistant coach ... was named interim head coach midway during the 2014-15 season ... before joining the Magic spent two seasons as an assistant coach with the New Orleans Hornets (2010-12) ... has participated in the NBA's Basketball Without Borders program in both Tokyo, Japan and Buenos Aires, Argentina as well as NBA Camp Cuba in 2015... played collegiately at the University of San Diego from 1998-2001 ... began his coaching career at his alma mater, serving as an assistant from 2001-03 ... earned a bachelor's degree in English and a master's degree in leadership studies from USD ... born and raised in Albuquerque, N.M., he led Albuquerque Academy to a pair of state championships ... he and his wife, Megan, have a daughter, Grace, and two sons, Zachary and Nicholas.



**CHIP ENGELLAND**

ASSISTANT COACH

In his 12th season as a Spurs assistant coach ... a sought after speaker, clinician and advisor on shooting technique for numerous NBA players including Steve Kerr, Grant Hill and Shane Battier ... served as a shooting consultant with the Pistons during the 1999–2000 season ... was director of player development for the Nuggets for two seasons before joining the Spurs ... served as a ball boy for John Wooden's 1975 NCAA Championship UCLA team ... in 1979 led Los Angeles in scoring while at Pacific Palisades High School ... lettered four seasons at Duke University ... team captain for Mike Krzyzewski's 1982-83 Blue Devil squad ... spent nine years playing professionally in the Philippines, Canada and the CBA ... in 1995 founded In-Net Corporation to establish his "Chip Shots" basketball camps to help players of all ages improve their shooting ... he and wife, Jessica, have two sons, Press and Path.

**BECKY HAMMON**

ASSISTANT COACH

Enters her third season as an assistant coach with the Spurs ... has served as the head coach of the Spurs Las Vegas Summer League the past two summers ... guided the 2015 squad to the summer league championship ... retired following the 2014 WNBA season after a 16-year playing career ... played eight seasons for the San Antonio Stars (2007-14) and eight seasons for the New York Liberty (1999-2006) ... in WNBA history, ranks eighth in total points, third in three-point field goals made, fourth in assists, eighth in games played, 11th in total minutes, second in free-throw percentage, and 12th in free throws made and 15th in field goals made ... ended her career as the Stars all-time leader in assists, points per game and three-point field goals made ... selected as one of the WNBA's Top20@20, an honor given to the WNBA's 20 greatest and most influential players in the league's 20 year history ... named one of the WNBA's Top 15 Players of all time in July of 2011 ... voted to the All-WNBA First Team twice and to the All-WNBA Second Team on two occasions ... a six-time WNBA All-Star ... was the top vote-getter for the Stars All-Decade Team in 2012 ... in 2008, led the Stars to their only WNBA Finals appearance in franchise history ... played collegiately at Colorado State (1995-99) where she was a three-time All-American and the 1999 Naismith Award winner ... inducted into the Colorado Sports Hall of Fame in 2015.

**WILL HARDY**

ASSISTANT COACH

Enters his seventh season with the Spurs, his first as an assistant coach ... served as the team's video coordinator the last three years ... during the past two summers has served as the head coach of the Spurs summer league team in Utah ... the Williams College graduate began his career in San Antonio as a basketball operations intern in 2010 before being promoted to assistant video coordinator in 2011 ... while at Williams College, he was a member of the Ephs basketball squad that finished 30-2 and second nationally in 2010 ... originally from Richmond, Va., he and his wife Spencer, a San Antonio native, were married in August of 2015.






## R.C. BUFORD

PRESIDENT OF SPORTS FRANCHISES

Named president of sports franchises for Spurs Sports and Entertainment in July of 2008 ... in this current position serves as the general manager of the Spurs while overseeing the sports administration for the other four teams in the SS&E family (the Austin Spurs, Stars, San Antonio Rampage and San Antonio FC) ... RC started his coaching career at the University of Kansas in 1983 ... during each of his five seasons at Kansas, the Jayhawks participated in the NCAA Tournament ... was an assistant coach for the team that won the 1988 NCAA Championship as well as the 1985-86 squad that advanced to the Final Four ... made the move to the NBA in the summer of 1988 joining the Spurs as an assistant coach on Larry Brown's staff (other assistants on that staff included Gregg Popovich, Alvin Gentry and Ed Manning) ... spent four seasons as an assistant with the Spurs ... during that time San Antonio won back-to-back Midwest Division titles (1990 and 1991) ... joined the Los Angeles Clippers in the summer of 1992 as the first assistant for Coach Brown ... the Clippers posted a 41-41 record during the 1992-93 season and earned a spot in the 1993 Playoffs ... served as an assistant coach at the University of Florida during the 1993-94 season (as the team advanced to the Final Four for the first time in school history) ... returned to San Antonio in the summer of 1994 when Gregg Popovich hired him as the team's head scout ... in the summer of 1997 he became the Spurs director of scouting ... promoted to vice president/assistant general manager in the summer of 1999 ... was named the Spurs general manager in July of 2002 ... played collegiate basketball at Texas A&M University and Oklahoma State before receiving his degree from Friends University ... involved in the NBA Basketball Without Borders Africa camp ... in 2015, he became an Advisory board member for Fuqua/Coach K Center on Leadership & Ethics (COLE) at Duke University. serves on the Board of Directors of PeacePlayers International ... his wife, Beth, is a former player on the LPGA Tour ... they are both active with the Juvenile Diabetes Research Foundation ... they have a son, Chase, a daughter, C.C. ... in 2004 they welcomed Alexis Wangmene and in 2007 they welcomed Samer Jasser to their family ... Wangmene is from Cameroon and met the Bufords during the Basketball Without Borders program in Johannesburg ... Jassar is from Israel and was introduced to the Bufords through Peace Players International.



## BRIAN WRIGHT

ASSISTANT GENERAL MANAGER

Enters his first season with the Spurs ... spent the past two seasons as the Detroit Pistons assistant general manager ... before joining the Pistons spent eight seasons with the Orlando Magic, ascending to the role of director of college scouting in his final season ... began his career with the Magic as a summer intern in 2006 and was hired as the scouting coordinator prior to the 2006-07 season ... served as scouting manager and spent the 2012-13 season as the team scouting/player development manager ... attended graduate school at the University of Central Florida, earning an MBA and master's in sports business management from the DeVos Sports Business Management Program ... prior to his time at UCF, played basketball at La Sierra University in Riverside, Calif. ... was honored in 2003 and 2004 by the Riverside Sports Hall of Fame for outstanding achievement in those seasons ... is a co-author of two books in conjunction with the DeVos Sports Business Management Program ... the first being 100 Heroes People in Sports Who Make This a Better World and the second being an update to the first titled 150 Heroes ... a native of Silver Spring, Md., Wright and his wife, Cara, have a son.

**MONTY WILLIAMS**

VICE PRESIDENT OF BASKETBALL OPERATIONS



Returns to San Antonio for his second stint with the Spurs ... got his start in coaching and the front office while serving as a coaching intern with the Silver and Black during the 2004-05 campaign after a nine-year playing career ... before spending last season as an assistant coach with the Oklahoma City Thunder, was head coach of the New Orleans Pelicans from 2010-2015, guiding the Pelicans to two playoff appearances ... before his time in New Orleans, spent five seasons as an assistant coach on the Portland Trail Blazers bench from 2005-10 ... in 2013, was named an assistant coach for the 2013-16 USA Basketball Men's National Team ... served on the coaching staff of Team USA Men's National Team that captured gold at the 2016 Olympic Games in Rio and the 2014 FIBA World Cup in Spain ... the 24th overall pick in the 1994 NBA Draft, averaged 6.3 points, 2.8 rebounds, 1.2 assists and 16.7 minutes in 456 games with New York, San Antonio, Denver, Orlando and Philadelphia ... was an honorable mention All-American at Notre Dame after averaging 22.4 points and 8.4 rebounds during his senior season ... earned his degree from Notre Dame's College of Arts and Letters, majoring in communications and theatre ... went to South Africa as part of the NBA's Basketball Without Borders program in September of 2011 and August 2013 ... active in the Fellowship of Christian Athletes and many other charities, he was involved with fellow NBA guard Charlie Ward in distributing shoes and athletic equipment to impoverished communities in South Africa.

**ANDY BIRDSONG**DIRECTOR OF PRO PLAYER PERSONNEL/  
AUSTIN SPURS GENERAL MANAGER

Is in his second stint in the Spurs front office ... spent the 2011-12 season with the Silver and Black as a basketball operations intern ... leads the pro personnel scouting efforts while assisting with strategic roster planning & day-to-day basketball operations as well as serving as general manager of the Austin Spurs ... prior to returning the Spurs in 2015 spent the three seasons with the Atlanta Hawks in the basketball operations department working alongside their general manager and head coach on all matters within basketball operations ... served as a graduate assistant coach at Florida State University from 2009-11 under Leonard Hamilton ... earned his master's degree in sports administration and management from FSU in 2011 ... was the head coach and director of the Minneapolis Redhawks AAU team from 2007-09, an AAU program he created ... earned a bachelor's degree in business administration from Bethel University in St. Paul, Minn. ... originally from Wayzata, Minn.

**BRANDON JAMES**ASSISTANT GENERAL COUNSEL/  
DIRECTOR OF BASKETBALL ADMINISTRATION

In his fifth season in the Spurs front office as in-house counsel for basketball operations ... responsible for CBA, salary cap, legal and administrative matters... also advises Spurs Sports & Entertainment franchises including Stars, SAFC and the Austin Spurs ... before joining the Silver and Black spent four years with IMG Sports, Entertainment and Media serving several positions in Talent Marketing and ultimately the Coaches Division representing professional and collegiate coaches ... prior to joining IMG spent time as a judicial clerk and legal assistant in Georgia ... earned his JD and MBA simultaneously from the University of Georgia ... also serves as an adjunct professor at Trinity University.



## PHIL CULLEN

DIRECTOR OF BASKETBALL STRATEGY

Joins the Spurs after spending the past four seasons at the University of Utah where he served as the team's director of basketball operations during the 2015-16 season ... spent the previous three seasons as the Utes director of player development and camps, following a three-year stint as an assistant coach at Grand Canyon University ... played for Utah from 1998-2002 and helped the Utes to a 90-35 record during that span ... also played baseball for the Utes ... the right-handed pitcher was drafted by the Seattle Mariners in 2000, appearing in a total of 46 games for two Seattle minor-league affiliates in three seasons ... received his bachelor's degree in civil and environmental engineering from Utah in 2006 and earned his master's in leadership from GCU in 2012 ... he and his wife, Tara, have two children.



## GEORGE FELTON

DIRECTOR OF COLLEGE PLAYER PERSONNEL

Joined the Spurs in the summer of 2006 ... was the head coach at South Carolina for five seasons (from 1986-91) ... during the 1988-89 campaign led the Gamecocks to a 19-11 record as South Carolina earned its first trip to the NCAA Tournament in 15 years ... started his coaching career in 1976 as a graduate assistant while earning his master's degree at Appalachian State ... has worked as an assistant at North Carolina A&T, East Carolina, Georgia Tech, St. John's, Oregon State and Kentucky (served as associate head coach for Bobby Cremins at Georgia Tech and for Tubby Smith at Kentucky) ... was on the sidelines when the Wildcats won the 1998 NCAA Championship in the Alamodome ... prior to joining the Spurs spent six seasons as a scout for the Indiana Pacers ... was inducted into his high school's (All Hallows - Bronx, New York) Hall of Fame on October 28, 2011 ... he and wife, Brenda Craven, live in South Carolina and have three sons ... Larry is in the United States Coast Guard serving as an Avionics Electrical Technician ... Jeremy is a police officer in Horry County, SC. while Bobby is attending school.



## DAVE TELEP

DIRECTOR OF SCOUTING

Is in his fourth season with the Silver & Black ... was promoted to director of scouting in August 2016 after spending the past three seasons as the team's scouting coordinator ... prior to joining the Spurs served as ESPN.com's senior national recruiting analyst ... has also spent time as a sideline reporter for ESPNU and a studio analyst for Recruiting Nation ... served on the USA Developmental National Committee for the USA National Team in 2013 ... launched Dave Telep Scouting Services in 2001, which has been utilized by 230 Division I college programs around the country.



## PAT SUND

PRO PERSONNEL SCOUT/  
DIRECTOR OF BASKETBALL ADMINISTRATION

Signed on with the Spurs in September of 2016 after having spent the past seven seasons with the Golden State Warriors organization, including the last two as associate general manager of the Santa Cruz Warriors and manager of scouting for Golden State ... in his first year as associate general manager he helped construct a roster that won a franchise-record 35 games on the way to capturing Santa Cruz's first-ever NBA D-League Championship ... in addition to his role with Santa Cruz, also served as the Golden State Warriors manager of scouting ... became the first organization to win the D-League Championship and NBA championship in the same season during the 14-15 campaign originally joined the organization as a basketball operations assistant prior to the 2009-10 campaign after graduating from Indiana University with a degree in sports marketing and management ... worked with the Hoosier basketball team under Tom Crean during the 2008-09 season before joining the Warriors.

**KIRK GOLDSBERRY**

VICE PRESIDENT OF STRATEGIC RESEARCH

Enters his second season with the Silver and Black ... prior to joining the team worked as a sportswriter and an analyst at ESPN/Grantland from 2012-15 ... served as a professor at Michigan State and Harvard universities from 2007-13 ... resides in Austin with his wife and family.

**GABE FARKAS**


DIRECTOR OF BASKETBALL ANALYTICS

Is in his 10th season in the Spurs basketball operations department ... was promoted to director of basketball analytics in October 2012 after serving two seasons as Coordinator of Basketball Analytics ... he began his career with the team as an external statistical consultant in 2007 ... oversees all aspects of basketball analytics, supporting the front office, coaching staff, training/performance staff and information systems ... provides information and analyses to decision-makers in an actionable format, and advances the use, understanding, and direction of analytics throughout the basketball operations department and its staff ... before joining the Silver and Black spent nine years in the pharmaceuticals industry ... is a member of the Executive Board of Association for Professional basketball Research (APBR) ... earned his master's in statistics from Columbia University in 2007 and obtained his master's in engineering from Dartmouth College in 2002 ... graduated with a degree in engineering from Johns Hopkins University in 2000 ... originally from Chestnut Ridge, NY ... he and his wife, Ilene, now reside in Durham, NC ... the couple has two boys: Jacob and Alexander.

**NICK REPOLE**

DIRECTOR OF BASKETBALL INFORMATION SYSTEMS

Entering his first season with the Spurs ... comes to San Antonio from the Charlotte Hornets, where he served as a basketball operations systems developer and quantitative analyst for the past two seasons ... prior to joining the Hornets, he was an associate product development specialist for Eagle Investment Systems ... received his B.S.E. in computer science from the University of Michigan in 2012... originally from Arlington, Mass.





## PHIL COLES

DIRECTOR OF MEDICAL SYSTEMS

In his second season with the Spurs as director of medical services ... joined the Silver and Black after two seasons (2012-14) as the head of physiotherapy with the Newcastle Knights, a professional rugby league team in Australia ... worked from 2010-12 with the Liverpool Football Club as their head of physical therapies department ... served as the head physiotherapist for the Australian National Soccer Team from 2007-10 ... got his start with the Terrigal Sharks Rugby Club as their physiotherapist in 1997 ... played for the Dublin City Exiles and helped the team to two consecutive Irish Rugby

League championships in 2003 and 2004 ... earned his master's degree in sports physiotherapy from the University of Sydney in 2006 ... received a bachelor's degree in applied science and physiotherapy from the University of Sydney in 1996.



## MARILYN ADAMS

DIRECTOR OF REHABILITATION

Enters her third season as the Spurs director of rehabilitation ... prior to joining the Silver and Black worked as the team physiotherapist for Triathlon Canada and with the Canada Snowboard Team on the FIS Snowboard World Cup Tour from 2009-14 ... worked for Canada Snowboard at the 2014 Olympic Winter Games in Sochi, where she was also part of the Canadian Olympic Committee ... serves as a physiotherapy consultant for the Triathlon Canada National Team, Canada Snowboard, and Canadian Freestyle Ski Team ... has lengthy experience in working multiple summer and winter Olympic Games

as a member of the Canadian Olympic Committee... got her start with the Calgary Irish Athletic Rugby Club as the team's therapist in 1993 ... has worked privately with a countless number of various elite athletes in a wide range of sports ... earned a bachelor's degree in physical therapy from the University of Alberta in 1991...then fellowship in orthopaedic manual therapy ... recently completed her Doctorate in Physical Therapy



## XAVI SCHELLING

DIRECTOR OF SPORTS SCIENCE AND ATHLETIC PERFORMANCE

Enters his third season with the Spurs ... prior to joining the Silver and Black served as the director of athletic performance from 2006-14 for Bàsquet Manresa, a Spanish team in the 1st Division of the ACB Spanish League that Spurs great George Gervin once played for ... worked as the strength and conditioning coach for the Spanish National Basketball Team at the 2014 U20 European championship ... earned his Ph.D. in physical education and sports

sciences from the University of Lleida in 2013 ... received a master's degree in sports sciences in 2006 from the University of Barcelona, as well as a master's degree in advanced research studies in 2008 from the University of Lleida ... also received a master's in integrative physiology in 2014 ... earned his bachelor's degree in sports sciences from the University of Lleida in 2004.



## WILL SEVENING

HEAD ATHLETIC TRAINER

In his 19th season as the Spurs head athletic trainer ... received his bachelor's degree in biology from the University of Wisconsin-LaCrosse in 1990 ... obtained a master's in sports medicine from the United States Sports Academy in 1992 ... served as the assistant athletic trainer/strength coach with the Indiana Pacers from 1994-98 ... a certified member of the National Athletic Trainers Association ... one of two athletic trainers for U.S.A. Basketball at the 2003 FIBA Olympic Qualifying Tournament ... in his fourth term as president of the NBATA Foundation Board ... he and wife Terri have

four children, Allison, Benjamin, Emma and Liam ... enjoys traveling to baseball games and has seen games in approximately 60 minor and major league ballparks.

**ANTHONY FALSONE**

COORDINATOR OF ATHLETIC PERFORMANCE

Enters his third season with the Spurs ... prior to joining the Silver and Black, served as the personal strength and conditioning coach for Houston Rockets center Yao Ming from 2005-11 and was the Head Strength & Conditioning Specialist for the Memorial Hermann Ironman Sports Medicine Institute from 2011-13 ... began his career under the tutelage of renowned strength and conditioning guru Tim Hallmark (long-time personal strength and conditioning coach to Evander Holyfield) ... served two years as the personal strength coach for NBA legend Hakeem Olajuwon before spending 10 years as head strength and conditioning coach for the Houston Rockets ... during his tenure with the Rockets, spent three seasons (1998-2000) as head strength and conditioning coach for the Houston Comets of the WNBA, earning three championships ... in 2004, worked with the Chinese Men's Olympic basketball team in preparation for the summer Olympiad in Athens, Greece ... again directed training for the Chinese Men's National Team in 2006 in preparation for the FIBA World Championships ... holds a Bachelor of Science degree in kinesiology from Stephen F. Austin State University and earned a Masters degree in Fitness & Human Performance from the University of Houston-Clear Lake, studying under Dr. Eugene Coleman, EdD, (Director of the Human Performance Institute and former strength and conditioning coach of the Houston Astros) ... holds the following certifications: Certified Strength & Conditioning Specialist (CSCS) (National Strength & Conditioning Association), USAW-Level 1 & USAW-L1SP (USA Weightlifting), Performance Enhancement Specialist (PES) (National Academy of Sports Medicine - NASM), Corrective Exercise Specialist (CES) - (National Academy of Sports Medicine - NASM) and Precision Nutrition Level 1 Certified (PN1).



**PAUL WEST**

ASSISTANT ATHLETIC TRAINER

In his third season with the Spurs as assistant athletic trainer ... originally born in Silver Spring, MD, but raised in Eugene, OR ... earned his bachelor's degree in athletic training from Linfield College in Oregon in 2010 ... also played basketball at Linfield ... completed an internship with the Seattle Seahawks in the summer of 2010 ... worked at the 2012 U.S. Olympic Track & Field trials in Eugene as a certified athletic trainer ... interned with the Spurs in the athletic training department during the 2012-13 season ... earned his master's degree in kinesiology with an emphasis in rehabilitation sciences in the spring of 2014 from San Diego State University.



**DAVID R. SCHMIDT, M.D.**

SPURS TEAM PHYSICIAN

Enters his 24th season with the Spurs ... named the 2004 NBA Team Physician of the Year by the National Basketball Trainers Association ... serves as the team physician for the Spurs as well as the University of Texas at San Antonio and Trinity University athletics ... on the medical staff for the Stars, Rampage, San Antonio Missions and several local high schools ... has a busy private practice where he concentrates on injuries of the knee ... specializes in ACL reconstruction, meniscus surgery, and cartilage restoration ... is a Fellow of the American Academy of Orthopaedic Surgeons, Board Certified by the American Board of Orthopaedic Surgery and holds a Certificate of Added Qualification in Sports Medicine ... serves as president of the NBA Physicians Association ... a founding Board Member and past Chairman of the San Antonio Sports Foundation and Valero Alamo Bowl ... served as the medical director for the 1989 AAU Junior Olympics and the 1995 U.S. Senior Sports Classic ... the medical coordinator for the 1993 U.S. Olympic Festival ... served on the medical staffs of the 1995 World University Games and the 1996 Olympic Games ... an adjunct professor in the department of orthopedics at the UT Health Science Center, where he was named the 2002 Distinguished Alumnus ... proud parent of daughter, Casey ... his son, Benjamin, a Marine Lance Corporal (LCpl) scout/sniper, was killed in the line of duty while serving in Afghanistan at the age of 24 on October 6, 2011.



# BASKETBALL STAFF



## DR. PAUL SAENZ, D.O.

SPURS TEAM PHYSICIAN

Now in his 19th season with the Spurs ... In 1988 became the city's first fellowship trained Primary Care Sports Medicine specialist ... founded Sportsmedicine Associates of San Antonio in 1992 ... serves as the team physician for the San Antonio Missions and is a member of the medical staff for the Stars, the Rampage, The University of the Incarnate Word, the University of Texas at San Antonio and Trinity University ... served as a National Team Physician for USA Track and Field, and in 2012 was appointed as a National Team Physician for the Olympic gold medal winning men's USA Basketball team... was a member of the medical staff for the 1996 Olympic Games, served as the chief medical officer for boxing at the 1998 Goodwill Games and was the team physician for the USA Modern Pentathlon Team at the 2004 Olympics ... holds clinical faculty appointments at The University of Texas Health Science Center at San Antonio Medical School, The University of North Texas Health Science Center and with the CHIRSTUS Santa Rosa Primary Care Sportmedicine Fellowship program ... was inducted into the Hispanic Sports Foundation Hall of Honor in 2015 ... selected as a St. Mary's University and Central Catholic High School Distinguished Alumnus ... selected as one of the state's "Top Docs" by Texas Monthly magazine ... he and wife, Becky, have three sons, Nicholas, Stephen and Jeffrey.



## DR. RICHARD STEFFEN

SPURS TEAM PHYSICIAN

Entering his sixth season with the Spurs ... has also served as head team doctor for the Stars and Rampage since 2006, and became a team doctor for the UTSA Roadrunners in 2011 ... he is Board Certified in Orthopaedic Surgery, is a member of the American Academy of Orthopaedic Surgeons and has completed his fellowship in Sports Medicine ... received his medical training from The University of Miami School of Medicine in Miami, FL and performed his residency at Wilford Hall Medical Center at Lackland Air Force Base, TX.

## BASKETBALL OPERATIONS SUPPORT STAFF



**Jeremy Castleberry**  
Asst. Video  
Coordinator



**Claudio Crippa**  
Director of  
International  
Scouting



**Kris Davis**  
Basketball  
Communications  
Manager



**Landry Fields**  
Pro Scout



**Kelly Forbes**  
Player  
Development Asst.



**Patrick Gaitley**  
Video Coordinator



**Leslie Geise**  
Executive Asst. to  
Head Coach



**April Hardy-  
Holley**  
Executive Assistant  
of Basketball Ops



**Jordan  
Howenstine**  
Basketball  
Communications  
Coordinator



**Tom James**  
Sr. Director of  
Communications



**Niraj Mulji**  
Basketball  
Operations  
Manager



**Analisa Rodriguez**  
Director of Player  
Services



**Julio Rodriguez**  
Practice Facility  
Building Supervisor



**Lorena Torres**  
SS&E Franchise  
Sports Science  
Coordinator



**Travis Wade**  
Team Travel  
& Equipment  
Manager



**LAWRENCE PAYNE**

EXECUTIVE VICE PRESIDENT OF CORPORATE PARTNERSHIPS, BROADCASTING, BRANDING &amp; CONTENT

Entering his 41st season with the organization ... joined the franchise after receiving his undergraduate and law degrees from the University of Texas at Austin ... under his direction, Spurs Sports & Entertainment has built one of the highest rated and most extensive broadcast and digital lineups in professional sports ... as executive producer for each and every project, he is involved in all aspects from contract rights negotiations to the "look" of the content ... also leads the organization's corporate partnership sales efforts, including radio and TV inventory, print, digital platforms, social media, signage, in-arena and out-of-arena promotions/licensing and game operations ... he oversees all branding and marketing efforts of the Spurs, Stars, Rampage and SAFC and is the lead negotiator on all broadcast agreements for the organization ... has won two national ACE Awards, the Silver Medal at the International Film & Television Festival of New York, several local Addy awards, and was selected as a charter member of the NBA Broadcast Advisory Board ... is a member of the University of Texas Law School Non-Practicing Advisory Council and serves as a mentor to University of Texas Law School students ... a member of CHRISTUS Santa Rosa Children's Foundation and Finance Committee, Baylor University's Sports Sponsorship & Sales (S3) Advisory Board ... guest lecturer at various universities in Texas. Payne has been married to Mary, a fellow UT graduate for 37 years ... they have two sons, Bryan - Vice President of Vaquero Capital in San Francisco, and William - a graduate of UT Austin who lives and works as a writer in Los Angeles.

**FRANK MICELI**

SENIOR VICE PRESIDENT OF SALES AND FRANCHISE BUSINESS OPERATIONS

Joined the Spurs in September of 2008 - oversees the Sales Operations for the San Antonio Spurs along with the entire business operations of the San Antonio Rampage (AHL), the San Antonio Stars (WNBA) and the Austin Spurs (NBA D-League) ... previously served as chief operating officer of the Philadelphia Phantoms (AHL), a position he held since from 1996 thru 2008 ... added the role of Vice President of minor league operations for all of Comcast-Spectacor in November 2000 ... was responsible for overseeing the Phantoms and the organization's three minor-league baseball teams - the Bowie Baysox, Delmarva Shorebirds and Frederick Keys, along with being the COO of the Philadelphia Wings (NLL) ... was awarded the James C. Hendy Award, which is presented to the American Hockey League's outstanding executive, following the 1997-98 season and the Thomas Ebright Award, which is presented annually for outstanding career contributions to the American Hockey League, following the 2006 - 2007 season ... served 18 years with Comcast-Spectacor mainly with the Philadelphia Flyers/Phantoms, where he was responsible for overseeing all operations, including fiscal management, sales, marketing, advertising, sponsorship sales and public relations ... prior to joining the Phantoms joined Comcast-Spectacor in 1990 as Vice President of marketing and advertising at Spectathlete ... prior to joining Comcast-Spectacor, served as the advertising director for the Clover division of Strawbridge & Clothier in Philadelphia, advertising manager for John Wannamaker in Philadelphia, and advertising director for Gimbel's in both New York and Philadelphia ... a native of South Philadelphia ... graduated from the University of Scranton with a bachelor of science degree ... is a board member of San Antonio Sports, the San Antonio Convention and Visitors Commission, where he is the current chairman and the Baylor University Sports Administration ... Frank and his wife, Michele, have two daughters, Amanda and Maria.

**BOBBY PEREZ**

VICE PRESIDENT GENERAL COUNSEL AND CORPORATE RELATIONS

In his fourth year at SS&E as the Senior Vice President General Counsel and Corporate Relations ... his duties include legal affairs, franchise development, personnel relations, risk management and government relations ... prior to joining SS&E, was a shareholder at Shelton & Valadez P.C. since 1995 handling complex litigation, government relations, public finance and has represented public and private entities in front of state and local government ... a former Bexar County Prosecutor and San Antonio City Council Member, has been a visible figure in public issues including economic development matters, public finance and corporate risk management on behalf of numerous clients during his 25 year legal career ... also served as Chairmans and Vice Chairman of San Antonio City Council Committees, Elected to Board of Directors of San Antonio Bar Association, Elected as Region IV President of Hispanic National Bar Association, General Counsel for San Antonio Hispanic Chamber of Commerce, named as "Outstanding Young Lawyer" by San Antonio Bar Association, selected as San Antonio Business Journal "40 under 40" rising leaders and recognized as "top Government Affairs Lawyer" by S.A. Scene Magazine ... holds a bachelor's degree in Business Administration from the University of Texas at Austin and a Juris Doctor degree from St. Mary's University School of Law ... he and his wife, Julie, are the parents of Christopher, Brianna and Nicholas.





## LORI WARREN

SENIOR VICE PRESIDENT OF CORPORATE FINANCE  
AND STRATEGY

In her 24th year with the Spurs ... named senior vice president of corporate finance and strategy in 2008 ... responsible for all financial operations and reporting, cash management, related tax matters and insurance risk management for Spurs Sports and Entertainment ... additional oversight responsibilities include the areas of service innovation, strategic development and business analytics, as well as the operations and facilities management of the AT&T Center ... led the recent \$110 million project to renovate the AT&T Center ... spent seven seasons as the team's controller ... was named vice president of finance in the summer of 2000 ... was heavily involved in all financial aspects of the AT&T Center development project and opening in 2002 ... prior to joining the Spurs worked in the audit department for KPMG Peat Marwick in Dallas and San Antonio ... a Certified Public Accountant with a degree in accounting from Texas A&M ... played one season of varsity tennis for the Aggies ... selected as a member of the 2007-08 Leadership San Antonio Class 33 ... a 2007 recipient of the San Antonio Business Journal's 40 Under 40 award ... in 2011, named as one of San Antonio's Best CFOs by the San Antonio Business Journal ... named a 2015 SportsBusiness Journal Game Changer ... a member of the Board of Trustees of the United Way of Bexar County ... an active volunteer with her children's school and sports activities ... she and husband, Garren, have two sons, Chandler and Trevor.



## TAMMY TURNER

VICE PRESIDENT OF HUMAN RESOURCES &  
CORPORATE ADMINISTRATION

In her 22nd season with Spurs Sports & Entertainment ... named vice president of human resources and corporate administration in August 2012 ... today leads all areas of the organization's human capital, which includes championing our values-based culture, the personal and professional development of SS&E's employees, along with internal communications and employee engagement, as well as having oversight of our information management and technology areas ... began her career with SS&E in 1995 as an executive assistant in the finance department ... spent 10 years working on the financial side of the business before transitioning to the human resources department in 2005 ... was promoted to director of human resources in 2007 and was elevated to the role of senior director of human resources and corporate administration in 2008 ... born and raised in San Antonio ... received her bachelor's degree in political science/pre-law and a master's degree in business administration from the University of the Incarnate Word ... played collegiate volleyball, basketball and softball for UIW ... she and husband, Dave, have a blended family of five children, Kyle (26), Kody (25), Talbert (18), Jan-Tanah (17) and Jett (11).



## JOE CLARK

VICE PRESIDENT OF SPURS TICKET SALES AND SERVICE

Entering his 32nd season with the Spurs ... began his career with the Spurs as a sales intern ... today is responsible for the entire ticket sales, premium and season ticket services as well as the ticket operations departments and youth sports and franchise programs ... served in several roles with the Spurs before being promoted to his current position in 1992 ... has led the organization's drive to put "Fans First" by recognizing the longevity of Spurs season ticket holders with the introduction of a Tenure Based Recognition program ... this effort is executed by a team of 14 service professionals that work in Guest Services serving suite, court-side, charter, plaza and fan zone season ticket members ... oversees an experienced team of 30 season & group ticket sales executives that consistently provides a first class outing in addition to a great seats for a Spurs, Rampage and Stars games ... leads a team of 10 ticket operations and database staff responsible for the individual game ticket sales & ticket administration ... has twice coordinated relocation efforts for Spurs ticket holders (from the HemisFair Arena to the Alamodome in 1993 and from the Alamodome to the AT&T Center in 2002) ... continues to work with the famous Baseline Bums ... oversees the Spurs Summer Basketball Camps that have been in place for over 40 years ... the camps attract over 1,500 boys and girls ages 6-17 each summer ... helped introduce the Spurs Tournament Series which hosts competitive basketball tournaments year round for boys and girls youth travel teams ... a native of Janesville, Wisconsin ... received his bachelor's in Economics from the University of Wisconsin-Madison and a master's in sports management from Western Illinois University ... a member with the Greater San Antonio Chamber of Commerce, the Knights of Columbus, Men's ACTS and TMIY community with Holy Trinity Church and AAU Basketball Coach ... mentors as a Big Brother in the Big Brothers Big Sisters program ... serves on the board for Baylor University's S3 program (sports, sales and sponsorship) & the San Antonio Economic Development Foundation, also is a member of SA Sports and Business Alliance ... is a graduate of Greater San Antonio & Hispanic Chamber of Commerce Leadership San Antonio Class #34 and served as a steering committee member for LSA Class #38 ... he and wife, Linda, have two daughters and a son, 24-year-old Kelsey, 21-year-old Alyssa and 17-year-old AJ. He enjoys running, golf, reading, yard work and spending time with family, including two dogs.

**TIM HOLT****MANAGING DIRECTOR OF SAN ANTONIO FC**

Joined SS&E in January 2106 ... serves as Managing Director of San Antonio FC (SAFC), where he is responsible for overseeing all aspects of the Spurs Sports & Entertainment owned professional soccer club ... SAFC recently finished its inaugural season in the USL and hosts its games at the purpose-built Toyota Field ... before joining SAFC had a stint at Orlando City SC which he joined during its inaugural Major League Soccer (MLS) season as Vice President of Development ... prior to his time with Orlando City, served as an executive with the United Soccer League (USL) since 1999 including as its President from 2009-2015 ... in the previous decade, Holt served USL in the various capacities of Executive Vice President, Chief Operating Officer, and Director of Pro League Operations ... is active within the US Soccer Federation leadership serving numerous years on its Board of Directors, Lamar Hunt US Open Cup Committee, Professional Council, Appeals Committee, and Credentials Committee ... a long-time member of the National Soccer Coaches Association of America (NSCAA) and served as the Men's Pro representative on its Board of Directors until 2010 ... as a youth player, Holt was part of the respected FC DELCO youth club in suburban Philadelphia where, upon graduating from Penn State University, he returned to work for the club in the mid-1990s launching, coordinating, and operating a 200+ team annual national youth soccer tournament ... holds a USSF national coaching license, and has coached at both the elite youth club and scholastic levels ... Holt lives in San Antonio with his wife Sara and children Jagger, Roman and Ellesyn.

**MIKE MALO****VICE PRESIDENT OF BRAND AND MARKETING**

Joined the Spurs in December 2014 in a newly created marketing role to focus on building foundational marketing communications initiatives for all SS&E franchises ... currently responsible for overseeing and driving brand engagement across all digital and live event properties, as well as all brand positioning to strengthen emotional connections to SS&E properties ... came to the Spurs after spending four years as the senior vice president and chief marketing officer for Columbus Crew SC of Major League Soccer where he led the resurgence of the club and its successful rebranding efforts ... prior to Crew SC, served four years as the director of marketing for the Philadelphia Eagles where he led the efforts celebrating the team's 75th Season ... got his start in sports marketing as the senior director of marketing for the Arizona Diamondbacks where he helped launch the franchise and open the state-of-the-art Chase Field in 1998 ... additionally, has held positions with the American Heart Association and with a Columbus-based public relations firm ... holds a Bachelor's of Arts Degree in Journalism/Public Relations from The Ohio State University ... he and his wife, Stacy, have two daughters, 16-year-old Mackenzie, and 14-year-old Madison ... an avid outdoors enthusiast and enjoys hiking, mountain biking, boating and fishing ... also enjoys playing soccer, golfing and vacationing with family.

**TIM SALIER****VICE PRESIDENT OF FRANCHISE SALES AND OPERATIONS**

Joined Spurs Sports & Entertainment in 2000 ... was named vice president of franchise sales and operations in August 2012 ... began his career with SS&E as a sales manager before being promoted to director of sales in 2003 ... awarded NBA Group Sales Co-Manager of the Year for the 2004-05 season ... elevated to the role of senior director of sales in 2008 and was later named senior director of franchise operations ... in his current role, oversees the business operations of three SS&E franchises, including the San Antonio Rampage (AHL), San Antonio Stars (WNBA) and Austin Spurs (NBA Development League) ... prior to making the move to San Antonio, spent two seasons as the general manager and vice president of business operations for the Rockford Lightning in the Continental Basketball Association ... is an alumni of Leadership San Antonio Class 36 and a member of the 2011 San Antonio Business Journal 40 Under 40 ... served on the Leadership San Antonio Class 40 Steering Committee, is an honorary command chief for Joint Base San Antonio and is a board member for Baylor University's S3 Program ... a native of Shannon, Ill., he received his bachelor's degree in business administration from Monmouth College.



# SPURS SPORTS & ENTERTAINMENT STAFF



**Keith Abrams**  
Austin Spurs Head  
Athletic Trainer



**Myles Adair**  
Rampage Service &  
Retention Representative



**John Aguilar**  
Building Operations  
- Welder



**Erick Aguirre**  
Ticket Office Group  
Coordinator



**Michael Aiden**  
Logistics Supervisor



**Camille Alfaro**  
Community Responsibility  
Coordinator



**Irma Argil**  
Spurs Sales Representative



**Virginia Artega**  
Community Responsibility  
Specialist



**Stephanie Ashe**  
Legal Dept. Manager/  
Executive Legal Assistant



**Rachel Banuelos**  
Digital Email Coordinator



**Maegan Barth**  
Austin Spurs Business  
Operations Manager



**Paul Baum**  
Payroll Supervisor



**Lindsay Beale**  
Group Sales Manager



**Carl Bennett**  
Rampage Ticket Sales  
Manager



**Stephen Bennett**  
Audio Specialist



**Joseph Blanco**  
Sr. Motion Graphics Artist



**Emma Boyle**  
Toyota Field & STAR  
Complex Event Rep.



**Margaret Cannata**  
Activation Coordinator -  
Marketing Partnerships



**Erick Cantu**  
Producer



**Karisa Cantu**  
Stars Sales  
Representative



**Nick Carnevale**  
Toyota Field & STAR  
Complex Ops Supervisor



**Cris Carrico**  
Franchise Sales Manager  
- Marketing Partnerships



**Taylor Carter**  
Community Responsibility  
Coordinator



**Daniel Casados**  
Game Operations &  
Special Events Manager



**Rebecca Caven**  
Sr. Director of Service  
Innovation



**Leigh Ann Cecil**  
Spurs Season Ticket  
Sales Coordinator



**Carlos Cedillo**  
Building Operations -  
Crew Member



**Vanessa Cervantes**  
HR Benefits Coordinator



**Lorne Chan**  
Digital Writer



**Mark Chapman**  
Sr. Director of Creative  
Services



**Nicole Christy**  
Sr. Premium Services  
Manager



**Lynn Classen**  
Spurs Sr. Account  
Executive



**Greg Cody**  
Sr. Event Production  
Manager



**Riley Cole**  
Spurs Season Ticket  
services Representative



**Courtney Coleman**  
Corporate Relations  
Coordinator



**Meredith Collier**  
Corporate  
Communications Coord.



**Kacey Conley**  
Building Operations  
Manager




**Bryan Conrad**  
Security I



**Austin Contrestano**  
Community Responsibility  
Coord. - SBGB



**Mindy Corr**  
Director of Event Services



**Catherine Cribb**  
Accounting Supervisor -  
AT&T Center



**Sacha Crockett**  
Premium Account  
Executive - Suites



**Jack Cuchran**  
Group Sales Account  
Manager



**Julian Dais**  
Corporate Sales Sr.  
Account Executive



**Kelsi Darr**  
San Antonio FC Sales  
Representative



**Sonia Davies**  
Sr. Staff Accountant



**Jason Dawbin**  
San Antonio FC Ticket &  
Box Office Manager



**Chelsea Deering**  
LED Graphic Artist



**Candice DeHont**  
Event Services Manager

# SPURS SPORTS & ENTERTAINMENT DIRECTORY



**Henry Gonzalez**  
Building Operations -  
Journeyman



**Brittany Gray**  
Stars Sales  
Representative



**Stephen Gray**  
Austin Spurs Ticket Sales  
Manager



**Ramon Guajardo**  
Security I



**Zachery Guerrero**  
Toyota Field & STAR  
Complex Ops Crew



**Guillermo Gutierrez**  
Purchasing Associate



**Lesley Gutierrez**  
Family Service  
Representative



**Paul Gutillo**  
Electrical Supervisor



**Joey Harvey**  
San Antonio FC Ticket  
Sales Manager



**Brian Hayes**  
Creative Entertainment  
Coordinator




**Jomo Henry**  
Event Security Manager



**Kevin Henry**  
New Business Consultant  
- Stars Sales



**Blake Herring**  
Austin Spurs Sales  
Account Executive



**Doug Hester**  
Sr. Activation Coordinator  
- Marketing Partnerships



**LaTonya Holley**  
Stars Athletic Trainer



**Miguel Hopkins**  
San Antonio FC Service &  
Retention Representative



**Jessica Hotzelt**  
Spurs Season Ticket  
Services Representative



**Shermeka Hudson**  
Sr. Corporate Relations  
Coordinator



**Eli Jeffries**  
User Services Manager



**Frank Jimenez**  
Building Operations -  
Maintenance Technician



**Stacy Jobs**  
Activation Account Mgr. -  
Marketing Partnerships



**Daniel Johansen**  
San Antonio FC Sales  
Representative



**Megan Johnson**  
Executive Assistant



**Vickie Johnson**  
Stars Assistant Coach



**Morgan Jones**  
Learning & Development  
Coordinator



**Devin Judkins**  
Manager of Spurs  
Tournaments



**Megan Julian**  
Spurs Social Media  
Coordinator



**Lisa Keeth**  
Director of Marketing  
Partnership Activations



**Kristin Kellner**  
Executive Assistant



**Loretta Kerner**  
Sr. Community  
Responsibility Manager



**Mike Kickirillo**  
Sr. Director of Broadcast



**Mackenzie Knopp**  
Stars Social Media  
Coordinator



**Jordan Kolosey**  
Director of Corporate  
Analytics & Insights



**Libby Kruse**  
Activation Coordinator -  
Marketing Partnerships



**Joey Kuhl**  
Austin Spurs  
Assistant Coach



**Kathy Kurek**  
Ticket Office Manager



**Juan Lamadrid**  
San Antonio FC  
Assistant Coach



**Shae Lankston**  
Sr. Procurement  
Coordinator



**Alma Lara**  
Stars Business  
Development Manager



**Eduardo Lara**  
Toyota Field & STAR  
Complex Ops Crew



**Morgan Lathon**  
Stars Sales  
Representative



**Jackie Laureles**  
San Antonio FC Sales  
Representative



**Sean Lazaga**  
Copywriter



**Anne Ledet**  
Executive Assistant



**Erika Lingonblad**  
Digital Developer  
Coordinator



**Laural Logan-Fain**  
Director of Organizational  
Development



**Joe Loomis**  
Sr. Director of Finance



**Bianca Lopez**  
Business Operations  
Administrative Assistant



**Brianna Lopez**  
Spurs Season Ticket  
Services Representative

# SPURS SPORTS & ENTERTAINMENT DIRECTORY



**George Lopez**  
Building Operations  
- Painter



**Tanya Lopez**  
Sr. Premium Account  
Executive - Seats



**Christy Lutz**  
Spurs Season Ticket  
Services Representative



**Hollis MacDonald**  
Community Responsibility  
Project Specialist



**Quincy Macklin**  
Database Administration &  
Web Specialist



**Amaly Madrigal**  
Broadcast Traffic  
Coordinator



**Jordan Mandelkorn**  
Sr. Marketing Manager



**Kristina Manley**  
Payroll Coordinator



**Carlos Manzanillo**  
Corporate  
Communications Manager



**Erica Marshall**  
Rampage Marketing  
Manager



**Wanda Martin**  
Ticket Office  
Representative



**Anthony Martinez**  
Building Operations  
- Rigger



**Jaimi Martinez**  
Director of Human  
Resources



**Jeremy Martinez**  
Spurs Season Ticket  
Services Representative



**Mario Martinez**  
IT Support Coordinator



**Ben Mayfield**  
Building Operations -  
Plumber



**Matt McCarty**  
Rampage Sales  
Representative



**Amy McClellon**  
Account Executive -  
Marketing Partnerships



**Rachael McGuire**  
Fan Experience Manager



**Brian McManus**  
Rampage Sales  
Representative



**Dexter McMarion**  
Premium Account  
Executive



**Jose Medellin**  
San Antonio FC Sales  
Representative



**Alex Melo**  
Executive Assistant



**Meagan Miller**  
Austin Spurs Projects  
Associate



**Julieanne Miranda**  
Production Coordinator -  
Marketing Partnerships



**Chris Monroe**  
Director of Ticket  
Services & Retention



**Alyssa Montes**  
Premium Account  
Executive - Suites



**Mari Morales**  
Security I



**Taylor Morgan**  
Procurement Coordinator



**Justin Morin**  
Graphic Designer



**Leya Mphande**  
Conversion Operations  
Manager



**Diandra Munoz**  
Game Operations  
Project Specialist



**Nick Munro**  
Staff Attorney



**Sasha Murray**  
San Antonio FC Service &  
Retention Manager



**Tanya Navalta**  
Sr. Internal  
Communications Coord.



**Nguyen Nguyen**  
Director of IT Systems



**Lisa Ochoa**  
Staff Accountant



**Doug O'Donnell**  
Director of Digital  
Communications



**Jimi Olsen**  
Spurs Sr. Account  
Executive



**Amanda Ortiz**  
Building Operations  
Administrative Assistant



**Veronica Oviedo**  
Stars & SBGB  
Marketing Coordinator



**Meghan Passineau**  
Franchise Ticket  
Office Manager



**Austin Peebles**  
Youth Sports  
Program Coordinator



**Adam Pena**  
San Antonio FC Sales  
Representative



**Laura Perez**  
Creative Services Project  
Specialist



**Preston Petri**  
San Antonio FC  
Communications Manager



**Danielle Pierce**  
Rampage Sales  
Representative



**Sarah Price**  
Activation Associate -  
Marketing Partnerships



**Anne-Marie Prince**  
Season Ticket Services  
Administrative Assistant

# SPURS SPORTS & ENTERTAINMENT STAFF



**Ashley Del Valle**  
Activation Coordinator -  
Marketing Partnerships



**Melerie DeLeon**  
Group Sales Coordinator



**Ryan Denbow**  
Spurs Ticket Sales  
Manager



**Tim Derk**  
Service Innovation  
Associate Manager



**AJ Diggs**  
Austin Spurs Assistant  
Coach



**Laura Dixon**  
Executive Director of  
SDBG/Director of CR



**Sam Doerr**  
San Antonio FC  
Marketing Manager



**Analicia Dominguez**  
Spurs Season Ticket  
Services Representative



**Joe Donnelly**  
Director of Corporate  
Relations




**Kevin Dooley**  
Sr. Security Manager



**Chanson Douglas**  
Sr. Spurs Account  
Executive



**Jeff Dreesen**  
Sr. Director of Technology



**Gerry Duran**  
IT Event Technician



**Julie Earl**  
Community Responsibility  
Coordinator - SDBG



**Pat Eland**  
Activation Coordinator -  
Marketing Partnerships



**Dave Elkins**  
Director of Marketing  
Partnership Sales



**Dave Ellsworth**  
Sr. Director of Building  
Operations



**Joe Esperiqueta**  
Security I



**Nabor Etienne**  
Graphic Designer



**Nick Evans**  
Manager of San Antonio  
FC Academy



**Abe Exum**  
Graphics Manager



**Danny Farias**  
Sr. Group Sales Account  
Executive



**Kayla Fernandez**  
Service Innovation  
Coordinator



**Jonathan Figueroa**  
Toyota Field & STAR  
Complex Turf Assistant



**Robert Fisher**  
Senior Producer



**Ashley Flores**  
San Antonio FC Service &  
Retention Representative



**Danielle Fortinberry**  
Spurs Season Ticket  
Services Representative



**Carl Fowler**  
Security I



**Ben Fox**  
Producer



**Lorraine Fuentes**  
HR Generalist I



**Katie Funk**  
Managing Producer



**Tifini Furst**  
Sr. Marketing Partnership  
Sales Account Manager



**Nicholas Galindo**  
Security I



**Kelly Galvin**  
Community Responsibility  
Specialist - SDBG



**Brian Garcia**  
Account Executive -  
Marketing Partnerships



**Elizabeth Garcia**  
Experience Innovation  
Associate Manager



**Elizardo Garcia**  
Toyota Field & STAR  
Complex Groundskeeper



**Jeremy Garcia**  
Talent Acquisition  
Coordinator



**Ruben Garcia**  
Assistant Ticket Office  
Manager



**Jeanne Garza**  
Sr. Director of  
Marketing Partnerships



**David Garza**  
A/V Engineer



**Matt Gaudry**  
Sr. Marketing Manager



**Jacob Geller**  
Austin Spurs Sales  
Representative



**Katie Gibbons**  
Sr. Game Entertainment  
Coordinator



**Johnny Glodich**  
Rampage Sales  
Representative



**Kolin Goff**  
New Business Consultant  
- Group Sales



**Alexandria Gomez**  
Rampage Service &  
Retention Representative



**Marisol Gonzales**  
Family Service  
Representative



**Nancy Gonzales**  
Sr. Group Sales  
Account Executive

# SPURS SPORTS & ENTERTAINMENT STAFF



**Tim Pryor**  
Austin Spurs Account Executive



**Stephen Pyle**  
Sr. Audio Systems Engineer



**Elizabeth Quinones**  
Broadcast Traffic Supervisor



**Bruce Radley**  
Box Office Manager



**Daniel Radwanski**  
Sr. Talent Resource Coordinator




**David Ramon**  
Building Operations - Carpenter



**Duane Randall III**  
Event Services Manager



**Clinton Rathmell**  
Director of A/V Engineering Systems



**Marc Reichenberger**  
Sr. Premium Account Executive - Seats



**Joe Reyes**  
Corporate Sales Account Manager



**Ray Rice**  
Franchise Group Sales Coordinator



**Alex Ridolfi**  
Sales Account Executive - Marketing Partnerships



**Britni Ridolfi**  
Sr. Group Sales Account Executive



**Josh Riley**  
San Antonio FC Sales Representative



**Ruth Riley**  
Stars General Manager



**Rance Ristau**  
Creative Entertainment Specialist



**Trevor Rivera**  
Director of Content Production




**Yolanda Rodgers**  
Stars Ticket Sales and Retention Manager



**Carlos Rodriguez**  
Spurs Sales Representative



**Anja Rosales**  
San Antonio FC Reporter & Producer



**John Rose**  
Franchise Ticket Office Representative



**Connor Roy**  
New Business Consultant - Group Sales



**Rachel Russ**  
HR Administration & Systems Coordinator



**Cindy Salazar**  
Building Operations Crew Lead



**Lupe Saldana**  
Accounts Payable Associate



**JP Sanchez**  
Group Sales Representative



**Lou Sanguirna**  
Video Display Engineer



**Matt Schad**  
Sr. Web Design Coordinator



**Lauren Schlattner**  
Rampage Service and Retention Manager



**Allen Schlesinger**  
Austin Spurs Premium Sales Manager



**McKayla Schmidt**  
Corporate Sales Account Specialist



**Kevin Setna**  
Austin Spurs Sr. Account Executive



**Mike Setser**  
Sr. Director of Premium Sales



**Lori Shapiro**  
Sr. AT&T Center Marketing Coordinator



**Jeremy Sheffield**  
Building Operations Manager



**KC Shingleton**  
Game Operations Coordinator



**Christianne Sieras**  
Marketing Partnerships Specialist



**Sarah Silva**  
Sr. Youth Programs Coordinator



**Nick Sinatra**  
Box Office Supervisor



**Sadie Smart**  
Box Office Assistant Manager



**Kasse Smiley**  
Sales and Retention Manager



**Ron Snead**  
Director of Facility Services



**Ryan Snider**  
Sr. Director of Franchise Business Operations



**Carter Snowden**  
Producer II



**Robert Stockhauen**  
Sales Account Manager - Marketing Partnerships



**Allison Summers**  
Spurs Sales Representative



**Dave Susi**  
Director of Toyota Field & STAR Complex Operations



**Rebecca Sweat**  
Stars Communications Manager



**Cody Tackett**  
Spurs Season Ticket Services Representative



# SPURS SPORTS & ENTERTAINMENT STAFF



**Sharif Talukder**  
Director of Ticket Operations



**Alexis Taylor**  
Austin Spurs Sales Representative



**Andy Thomson**  
San Antonio FC Assistant Coach



**Chris Thomson**  
A/V Systems Manager



**Samuel Thornton**  
Stars Season Ticket Services Representative



**Bobby Tieman II**  
Video Display Engineer



**Frank Torres**  
Sr. Franchise Ticket Sales & Service Manager



**Lysandra Torres**  
Accounts Payable Associate



**Perri Travinion**  
Austin Spurs Sr. Media & CR Manager



**Cindy Trevino**  
Parking Manager



**Yolanda Trevino**  
Special Projects Manager & Executive Assistant



**Alyssa Turrieta**  
Activation Associate - Marketing Partnerships



**Dani VanDeWalle**  
Game Operations Representative



**Jennifer Vara**  
Fan Experience Manager



**Lou Vasquez**  
Building Operations Crew Member



**Nick Verzijl**  
Rampage Sales Representative



**James Wade**  
Stars Assistant Coach



**Joel Waldon**  
Spurs Sales Representative



**Carolyn Wallace**  
Investor Relations Mgr. & Executive Assistant



**Shannon Walsh**  
Sr. Experience Innovation Manager



**Tanny Walters**  
Franchise Business Ops Administrative Assistant



**Todd Weber**  
Security Manager



**Wayne Webster**  
Lead Electrician



**Darr Weeks**  
IPTV Systems Manager



**Fred Weisenmiller**  
Audio Technician



**Dan Weiss**  
Sr. Broadcast Operations Manager



**Orin Wexler**  
Sr. Account Executive - Marketing Partnerships



**Lamar Wilkerson**  
Sr. Activation Coordinator - Marketing Partnerships



**Hillary Williams**  
Activation Coordinator - Marketing Partnerships



**Scott Winegar**  
Sales Account Manager - Marketing Partnerships



**Lindsey Wittenberg**  
Sr. Marketing Coordinator



**Justin Wynter**  
Austin Spurs Partnership Sales Manager



**Jason Ytuarte**  
Sr. Graphic Designer



**Aaron Zamora**  
San Antonio FC Sales Coordinator



**Michael Zampese**  
Rampage Sales Representative



**Samantha Zastrow**  
Event Services Manager



**Kyle Zawieja**  
Rampage Communications Manager



**Derek Zurcher**  
Video Editor

## SPURS TELEVISION

---



### **BILL LAND**

#### **PLAY-BY-PLAY**

In his 15th season as the play-by-play voice for Spurs TV ... has been with Fox Sports Southwest since 1988 (when the network was known as Home Sports Entertainment) ... has called the action for 16 different sports for Fox Sports Southwest ... has handled the play-by-play call for numerous Big 12 events for Fox Sports Southwest including football, baseball, softball, soccer, women's basketball and swimming and diving ... a life-long Cubs fan ... received his degree in mass communication in 1973 from Southern Illinois-Edwardsville ... his wife Gayle officiates college tennis ... the couple have two sons, Taylor and Cooper ... both play professional basketball in Australia for the Rockingham Flames.



### **SEAN ELLIOTT**

#### **ANALYST**

Now in his 17th season in television after retiring following the 2000-01 campaign ... for the 13th consecutive year will serve as the primary analyst for Spurs television ... spent 11 of his 12 seasons with the Spurs ... in his NBA career, appeared in 742 regular season games, averaging 14.2 points, 4.3 rebounds and 2.6 assists per contest ... named an NBA All-Star in both 1993 and 1996 ... made NBA history on March 14, 2000, when he returned to the court after undergoing a kidney transplant on August 16, 1999 ... he and his wife, Claudia, were married in October of 2001.



### **ANDREW MONACO**

#### **STUDIO HOST AND SIDELINE REPORTER**

In his 10th season as a full-time member of the Spurs broadcast team ... will serve as studio host for games on KENS and KMYS and will handle sideline duties and work in studio on Fox Sports Southwest broadcasts ... will also do play-by-play on select telecasts ... has been the play-by-play voice of the Stars since the team relocated to San Antonio in 2003 ... served as the voice of the Rampage from 2003-09 ... has worked nationally for Fox Sports, CBS Sports Network, NBCSN/ Versus and Longhorn Network/ESPN ... joined the SS&E family after more than a decade in Orlando,

primarily with the Orlando Magic organization ... he and his wife, Laura, have two children, Drew and Gina.

#### **2016-17 Television Broadcast Partners**

KENS (CBS): Will broadcast a total of eight regular season games.

KMYS (CW): Will broadcast a total of two regular season games.

FOX Sports Southwest (FSSW): Will broadcast a total of 60 regular season games

Games broadcasted on KENS and KMYS will be distributed on the Spurs Television Network in the following markets: KBVO (Austin), KRIS/KDF (Corpus Christi), KJTV/KMYL (Lubbock), MYTX (Tyler) and KIDZ/KIDY (Abilene & San Angelo).

## SPURS RADIO

---



### **BILL SCHOENING**

#### **WOAI, 1200 AM**

Now in his 16th season as the radio play by play voice of the Spurs ... came to the Spurs in 2001 after a 12-year stint with the Texas Longhorn Sports Network ... has called Major League Baseball and National Football League action as well as the NBA ... dabbles as a singer/songwriter and has released three original CD's... he and his wife Gerry have two sons, Eric and Karl.

For the 39th time in the Spurs 44-year history WOAI Radio (1200 AM) will broadcast every Spurs game ... Spurs broadcasts on WOAI Radio are heard in 38 states and Mexico thanks to the station's 50,000-watt clear channel signal ... WOAI serves as the flagship station of the Spurs Basketball Network, which includes the following stations: KVET (Austin), KEYS (Corpus Christi), KJTV (Lubbock) and KBYG (Big Spring).



### **PAUL CASTRO**

#### **KCOR, 1350 AM**


Now in his 24th season as the Spanish voice of the Spurs ... joined the organization in October of 1994 after spending four seasons as Portland Trail Blazers Spanish broadcaster ... has called seven NBA Finals series, all six of the Spurs Finals appearances and the 1992 Finals featuring the Trail Blazers vs. Chicago Bulls ... a 1990 graduate of Oregon State University ... was born in San Miguel De Allende, Mexico and raised in both Mexico and Oregon.

This is the first season that KXTN (107.5 FM) will carry the Spurs Spanish radio broadcasts ... KXTN will broadcast all of the Spurs regular season and playoff games during the 2016-17 campaign.

2016

SAN ANTONIO SPURS  
**SILVER DANCERS**

2017



ALLY



BRIANNA



BRITTANY



DESIREE



ERIKA



INDEY




JENNA




KATELYN



LAUREN



LEAH




LINDSEY




MINERVA



SHAUNTELLE



SIMONE



TAYLOR



TERESA



**PALM BEACH TAN**



## THE COYOTE

# 2!

**SPECIES:** ENTERTAINUS CARNIVOROUS

**NUMBER:** 2!

**HEIGHT:** ABOUT AS TALL AS DAVID ROBINSON

**WEIGHT:** PREFERS NOT TO

**VACCINATIONS:** CURRENT

SIGNED BY THE SAN ANTONIO SPURS AS A FLEA AGENT IN JUNE OF 1983.

**BIO:** Voted 2014 NBA Mascot of the Year ... Won NBA Video Skit of the Year in 2007, 2010, 2014, and 2015 ... Inducted into the Mascot Hall of Fame in 2007 ... Named Mascot of the Year by GameOps.com in 2006 ... Named the NBA's MVV (Most Valuable Varmint) for the 23rd time in his career in 2015-16 ... Always golfs with an extra sock in his pocket in case he gets a hole in one ... Admits living in Bexar County scares him.

**MEMORABLE MOMENTS:** On April 13th, 1983, the Spurs defeated the Los Angeles Lakers twice following their regularly scheduled game and a redo of their prior match-up's final moments. This marked both The Coyote's first-ever appearance and the night he became the only NBA mascot to ever work a double-header ... Saturday, March 30, 1991 Coyote marries Mrs. Coyote ... In 2005, The Coyote became the first mascot to be ejected from a game... Texas Governor Rick Perry later pardoned him ... During the 2012 NBA All-Star Weekend in Orlando, The Coyote broke the Guinness World Record for most under-the-leg dunks in a minute for a group of five ... He might've left his heart in San Francisco, but he lost his eyes at a Spurs game in April 2014.

**MAKE YOUR NEXT EVENT SPUR-IFIC!** Don't like going to the dentist? Dinner with the in-laws? Hosting a poetry reading? The Coyote can make any event a slam-dunk! In addition to his game night duties, The Coyote is available for community events, school shows, birthday parties, and other outings.

For information on inviting Coyote to your next event go to [SPURS.COM/COYOTE](http://SPURS.COM/COYOTE)

### EMERGENCY CONTACT:

H-E-BUDDY

Director of Bagging Operations, HEB  
210 - 822 - 0156



### FOLLOW COYOTE:

@SPURSCOYOTE

#PantsOptional



## silver & black GIVE BACK

Since 1988, together with the Spurs, Stars, Rampage, SAFC and Austin Spurs players, and coaches the Silver & Black Give Back (SBGB) family has empowered hundreds of thousands of young people across South Texas. In the seven years of the Team Up Challenge, SBGB has connected players with students, volunteered more than 25,000 hours and awarded these kids over a million dollars for their efforts at improving the community. Since 1991, the Spurs Youth Basketball League has welcomed more than 350,000 kids and 45,000 coaches to a league where they learn the benefits of making positive choices and respect for all.

**Together, we have the power to empower!**

To learn more about Silver & Black Give Back, please visit [www.sbg.org](http://www.sbg.org).

*Silver & Black Give Back (SBGB) is a 501(c)(3) public charity investing within San Antonio in partnership with the entire Spurs Sports & Entertainment family of teams: the Spurs (NBA), Stars (WNA), Rampage (AHL), SAFC (USL) and Austin Spurs (NBA Development League).*

## Silver & Black Give Back Programs



The 2016-2017 season marks the seventh year of the Team Up Challenge.

The Team Up Challenge provides funding for youth-led service projects that better the community by encouraging students to be civically-minded in partner-

ship with schools and non-profits. This season SBGB is awarding \$250,000, the most in the program's history.

### Team Up Scholars

The Scholars program is open to local college students. Selected students serve as mentors for the K-12 and non-profit students in the Team Up Challenge, encouraging them and advising them through the entire season. The Scholars additionally provide guidance on applying to college and lead a campus tour to encourage the kids to aspire to a college education.

### Team Up Junior Review Committee

The Junior Review Committee is compiled of selected 12-18 year old students who have previously participated in the Team Up Challenge. These students are part of the fund allocation process and conduct site visits to all of our selected partners. This "to students, by students" model exemplifies empowerment at its finest.

**VISIT [TEAMUPCHALLENGE.COM](http://TEAMUPCHALLENGE.COM)**



Our youth sports leagues teach essential character traits and positive values through teamwork and competition in a fun, safe environment. Skills like leadership, accountability, responsibility, teamwork and communication are all learned

on the court as young people work together to accomplish a common goal.

What is known as the Spurs Youth Basketball League (SYBL) was founded in the 1989-1990 season as the Drug Free League by Spurs Head Coach Gregg Popovich and Kid Sports Network founder Frank Martin, to achieve those very goals. For more than 25 years, SYBL has grown immensely and has had over 350,000 kids participate.



## Silver & Black Give Back Fundraising & Donations

Our fundraising efforts provide the community opportunities to purchase unique items and gain access to exclusive experiences that fully support Silver & Black Give Back programs.

### SBGB Facility Improvements

Silver & Black Give Back (SBGB) supports safe places to play and learn for all kids and their families by awarding capital improvement grants. In the 2016-2017 season SBGB will continue to award funding to improve the infrastructure at sites that operate SBGB programs: Team Up Challenge, Spurs Youth Basketball League, Future Stars and Jr. Rampage. Past recipients have installed new roofs, HVAC systems, bleachers, outdoor basketball courts and more!

### Investing in our Impact

Without the dedication, commitment and support of San Antonio's corporate and individual philanthropic generosity SBGB would not have the opportunity to engage and grow the kids in our programs.

The Starting Lineup is a dedicated group of donors who contribute annual large-scale gifts that support our programs. SBGB hosts several donor appreciation events throughout the year that offer them the opportunity to interact with our players and coaches in unique settings.



### Merchandise

The purchase of exclusive SBGB merchandise provides you the opportunity to directly support our programs. Annually, we sell exclusive and one of a kind merchandise like Fiesta medals and calendars available for purchase in-game at section 105 and online for fans at [sbgb.org](http://sbgb.org).



### Auctions

Our auctions, held throughout the year, give fans the opportunity to bid on one-of-a-kind sports memorabilia and exclusive fan experiences. Fans can learn about our auctions through email promotions, radio and online via social media. Our auctions are all done online and can be found at [www.sbgb.org](http://www.sbgb.org).



#PowerToEmpower

[www.sbgb.org](http://www.sbgb.org)

  @SBGBofficial

 Silver & Black Give Back

silver & black  
**GIVE BACK** 

**THANK YOU TO OUR STARTING LINEUP**

Whether it's rebuilding a dilapidated court or helping students care for soldiers overseas, Silver & Black Give Back operates with one goal in mind— to empower youth. This season, we're thrilled to honor our friends and supports who are generously investing and committed to our programs, the Team Up Challenge, youth sports and facility improvements.

On behalf of the empowered youth who participate in our programs, we would like to extend a special thank you to our Starting Lineup!

TOGETHER WE HAVE THE POWER TO EMPOWER!



Individuals & Family Foundations

Paula & Jim Callaway

Mary Nelson

#PowerToEmpower

www.sbgb.org

  @Silver\_BlackCR

 Silver & Black Give Back

## SPURS SPORTS AND ENTERTAINMENT

# Corporate Social Responsibility

**Our mission:** Spurs Sports & Entertainment's corporate social responsibility efforts strive to create meaningful experiences and development opportunities that will uplift the AT&T Center neighborhood, support uniformed service members and their families, and promote health & wellness for the betterment of our community.



The People of Spurs Sports & Entertainment make up our volunteer POSSE! Based on our organization's values and commitment to service, the POSSE offers all staff members opportunities to volunteer in the greater San Antonio area. POSSE members are living demonstrations of our core values of integrity, success, and caring.

Each month staff have multiple opportunities to serve our community through POSSE projects. Last year alone, the POSSE partnered with over 40 organizations such as Big Brothers Big Sisters, Meals on Wheels, Fisher House, Respite Care and many more. Each year, to honor the top 20 employees in volunteer hours, SS&E makes a monetary donation to the charity of their choice.

### Our "POSSE" in Action



The POSSE joined the SA Food Bank to sort through salvaged edible food products to make hundreds of food boxes for deserving families throughout San Antonio and South Texas.



The POSSE teams up with Christian Senior Services to deliver warm meals along its route to deserving seniors in the neighborhoods surrounding the AT&T Center.

### INSPIRE U

#### *Workplace Mentoring Program with Big Brothers Big Sisters*

Spurs Sports & Entertainment staff, including our entire executive team, serve as InspireU mentors. InspireU is a workplace mentoring program facilitated through Big Brothers Big Sisters, the Chamber of Commerce and the Mayor's office.

The program pairs students from Sam Houston High School with our staff. Each month, the 'pairs' share a lunch hour together at the AT&T Center getting to know each other and building lasting relationships. The "Bigs" also make supplemental visits to Sam Houston to hang out with their "Littles".





## SPURS SPORTS AND ENTERTAINMENT Corporate Social Responsibility

### Spurs Wheelchair Basketball Team

Our Spurs Wheelchair Basketball team competes throughout Texas and the across the U.S. representing the Spurs as a member of the National Wheelchair Basketball Association (NWBA). Each season you can catch them competing at half-time of Spurs home games. The team, majority of which honorably served in the U.S. Military, is an independent non-profit organization that serves as a physical and emotional rehabilitation resource. They receive funding from individuals and corporate supporters including Spurs Sports & Entertainment.

To support the Spurs wheelchair basketball team, contact Taylor Carter at [tcarter@attcenter.com](mailto:tcarter@attcenter.com).



### Rodeo Red Trip

Rodeo Read Trip is Spurs Sports & Entertainment's all staff community initiative focused on lifelong learning through literacy. In an effort to generate pride and enthusiasm for learning and reading in our neighborhood, we partnered with eight schools surrounding the AT&T Center. The entire SS&E staff splits up into teams and lead a variety of fun activities revolving around literacy with the goal of leaving a life-long impact on the students.



As part of the 12-13 Rodeo Read Trip, our staff's efforts to engage our neighborhood schools began with the three week period when our team was away. Now in the fourth year of the program, we have continued the relationship through volunteering, distributing Home Library Starter Kits to over 3,700 students, as well as making monthly visits to each school.



NBA Cares is the league's global social responsibility program that builds on the NBA's mission of addressing important social issues.

NBA Cares programs and participants have provided more than 3.7 million hours of hands-on service and created more than 1,040 places where kids and families can live, learn or play in communities around the world. The NBA also engages more than 12 million youth annually, inspiring play and teaching the values of the game.





The San Antonio Stars finished the 2016 season with a 7-27 record ... prior to the start of the season head coach and general manager Dan Hughes announced that he would retire from the WNBA at the end of the season after 17 years in the league ... as part of a succession plan, the Stars announced Ruth Riley as the team's new general manager ... Hughes retired as the WNBA's leader in games coached (524) and second in wins (237) ... seven-season veteran Jayne Appel-Marinelli also retired at the conclusion of the season after playing her entire professional career with the Stars ... with the No. 2 pick in the 2016 WNBA Draft, the Stars

selected Moriah Jefferson (Guard, 5-6, Connecticut) ... three-year veteran Kayla McBride led the Stars with 17.1 points, followed by Jefferson with 13.9 points per game ... the Stars are one of the WNBA's eight founding franchises... Originally founded as the Utah Starzz, the franchise moved to San Antonio in 2003 ... the Stars are one of 12 teams that make up the WNBA, which is celebrating its 20th season ... created on April 24, 1996, the first WNBA game was played in June 1997 ... the WNBA's 34-game regular-season schedule typically runs from Memorial Day to Labor Day ... for more information on the Stars, contact the communications department at (210) 444-5738.



## RUTH RILEY GENERAL MANAGER

The San Antonio Stars named Ruth Riley General Manager on April 20, 2016 ... Riley has experienced success on every level, leading Notre Dame to a NCAA Championship in 2001, two WNBA titles with the Detroit Shock in 2003 and 2006 and an Olympic Gold Medal at Athens in 2004 ... she was traded to the San Antonio Silver Stars in 2007, where she played five seasons from 2007-11 and earned the Kim Perrot Sportsmanship Award in 2011 ... Riley was the first woman to be named both MVP of the NCAA Final Four (2001) and WNBA

Finals (2003) ... Riley is passionate about using the platform of sport to create awareness and promote social change as a NBA/WNBA Cares Ambassador and spokesperson for the UN Foundation's malaria NothingButNets campaign, Share Our Strength's NoKidHungry campaign, as well as with her own non-profit, Inspire Transformation, which focuses on HIV/AIDS prevention and awareness in South Africa ... Riley was inducted to the CoSIDA Academic All-American Hall of Fame in 2012 and was recognized as one of Junior Chamber International's Ten Outstanding Young Persons of the World in 2014 ... she graduated with honors from University of Notre Dame, with a B.A. in Psychology in 2001 and Executive MBA in 2016.



The San Antonio Rampage begin the 2016-17 campaign with a 15th consecutive season in the American Hockey League and second as the top affiliate of the National Hockey League's Colorado Avalanche... The Rampage and Avalanche inked a five-year deal before the start of last season, securing the partnership until the 2020-21 season... before Colorado, the Silver and Black were previously affiliated with the Florida Panthers (2002-05 and 2011-15) and the Phoenix Coyotes (2005-11)... the Colorado Eagles of the East Coast Hockey League join the Rampage as an affiliate of the Avalanche after signing a new deal in the summer of 2015... San Antonio is one of 30 teams seeking to play into early June and ultimately hoist the AHL's Calder Cup... Over the course of a 76-game season, the Silver and Black will face off against 15 different opponents, all within the Western Conference... The Rampage compete in the Pacific Division along with seven other teams and will face their in-state rival the Texas Stars 14 times (seven home, seven away)... the Rampage opened the 2015-16 campaign on a 10-game points streak, marking their best start in franchise history... the season featured a handful of CCM/AHL accolades thanks to netminders Calvin Pickard and Spencer Martin, and rookie sensation Mikko Rantanen... Rantanen broke the Rampage's single-season rookie records in goals, assists, and points while becoming the second-youngest player to be selected to the AHL All-Star Classic... the Finland native was also the second Rampage player to be named to the AHL All-Rookie team, and first-ever Dudley (Red) Garrett Memorial Award winner in franchise history... San Antonio finished the 2015-16 season 33-35-8-0, falling short of a playoff bid... in a battle against childhood cancer, the Rampage will begin their eighth season of the Face Off Against Kids Cancer program... The children and their Rampage "buddies" will participate in a series of events throughout the season with the goal of forming lasting relationships while raising awareness for childhood cancer in the San Antonio community... Since the inception of the program, the Rampage players and staff have befriended over 125 buddies and their families while raising more than \$90,000 for organizations that work to bring awareness and funds to the fight against pediatric cancer.



## ERIC VEILLEUX HEAD COACH



Enters his first season as head coach of the San Antonio Rampage ... spent the past two seasons with the Norfolk Admirals, first as an assistant in the American Hockey League during the 2014-15 season and then as the head coach when the team moved to the ECHL for the 2015-16 campaign ... a Quebec City native, has spent the majority of his coaching career in the Quebec Major Junior Hockey League (QMJHL), where he accumulated 346 wins in 598 games with the

Shawinigan Cataractes (2005-12) and Baie-Comeau Drakkar (2012-14), posting a .579 win percentage ... his teams

made the playoffs in each of his nine seasons as a head coach in the QMJHL, advancing to the President's Cup Final three times, once with Shawinigan in 2009 and twice with Baie-Comeau in 2013 and 2014 ... in his final season with Shawinigan in 2012, he led the Cataractes to the franchise's first-ever Memorial Cup ... after becoming the head coach of Baie-Comeau the following season, he coached the Drakkar to two consecutive finals appearances with a 46-20 record and a .697 win percentage in 2013-14, earning the Ron Lapointe Trophy for the QMJHL's Coach of the Year ... prior to coaching, played seven seasons in the AHL, a career that included three seasons with the Avalanche's AHL affiliate, the Cornwall Aces during the 1995-96 campaign and the Hershey's Bears from 1996-98.





Head Coach Ken McDonald led the 2015-16 team to a 30-20 regular-season record, a Southwest Division title and the second seed in the Western Conference ...

Austin came out victorious in the Western Conference Semifinals, defeating Rio Grande Valley 2-1 in the series ... they advanced to the Western Conference Finals, where they fell to Los Angeles 1-2. Austin was lead in the postseason by Deshaun Thomas (21.3 PPG), Brandon Fields (18.7 PPG) and Keifer Sykes (18.2 PPG) ... three returning players earned NBA Call-Ups... Bryce Cotton, Jarell Eddie and Orlando Johnson ... Cady Lalanne and Keifer Sykes represented Austin at the 2016 NBA D-League All-Star weekend ... Lalanne recorded 10 points and 4 rebounds in 12 minutes of action for the Western Conference team ... Sykes, standing at 5-foot-11, competed in the Slam Dunk Contest ... several NBA assignees contributed to Austin's success, including San Antonio Spurs assignees Jonathon Simmons, Boban Marjanovic and Ray McCallum, Atlanta Hawks assignees Walter Tavares, Lamar Patterson and Tim Hardaway Jr., and Chicago Bulls assignee Cameron Bairstow ... Tavares, a 7-foot-3 center, led the D-League in blocked shots per game for the season, rejecting 90 shots in 28 regular-season games for an average of 3.2 blocks per game ... former Austin Spurs head coaches include the late Dennis Johnson (2005-07), who was inducted into the Basketball Hall of Fame in 2010, Quin Snyder (2007-10), who is now the Utah Jazz head coach, and current Jazz assistant coach Brad Jones (2010-12) ... Austin joined the D-League on May 4, 2005, when the Columbus Riverdragons moved from Georgia to Texas ... Spurs Sports & Entertainment purchased the team on June 28, 2007 ... the Spurs enjoyed their best season in franchise history in 2011-12, capped off by winning their first NBA D-League Championship by defeating the Los Angeles D-Fenders in a best-of-three series ... the NBA Development League is the NBA's official minor league, preparing players, coaches, officials, trainers, and front-office staff for the NBA while acting as the league's research and development laboratory ... featuring 22 teams with direct affiliations with NBA franchises for the 2016-17 season, the league offers elite professional basketball at an affordable price in a fun, family-friendly atmosphere ... an all-time high 38 percent of all NBA players at the end of the 2015-16 season boasted NBA D-League experience ... in fostering the league's connection to the community, its teams, players and staff promote health and wellness, support local needs and interests, and assist in educational development through NBA D-League Cares programs ... for more information on the Austin Spurs, contact the team's front office at (512) 236-8333.



## KEN MCDONALD

HEAD COACH

Enters his fourth season as head coach of the Austin Spurs ... before being named head coach in 2013, spent one year as an assistant with Austin during the 2012-13 campaign ... prior to the Austin Spurs, served as head coach at Western Kentucky University from 2008-12 where he accumulated a 67-48 overall record ...



accomplishments with the Hilltoppers included guiding the school to the Sun Belt regular season and tournament championships in 2009 ... the Rhode Island native served as an assistant coach for the University of Texas (2004-08), where he helped guide the Longhorns to four straight NCAA Tournament appearances ... during his four seasons on the Texas bench the Longhorns posted a 106-35 (.752) record ... the 106 wins are still the most victories in a four-year period in school history ... Texas captured Big 12 Conference regular-season championships in both 2005-06 and 2007-08 and advanced to the NCAA Tournament "Elite Eight" in both of those years as well ... also served as an assistant coach at the University of Georgia (2003-04), Western Kentucky University (1998-2003) and Clemson University (1994-98) ... a Providence College graduate, played two seasons with the Friars before playing professionally for the St. Paul Revelles in Killamey, Ireland from 1993-94 ... before transferring to Providence he played two seasons at the Community College of Rhode Island, where he was a first-team junior college All-American, setting school records for single season scoring as well as three-pointers made in a game, season and career.

San Antonio FC posted a 10-12-8 record during the 2016 USL season ... Darren Powell finished his first season as head coach of SAFC and recorded his first win on April 3 at Seattle thanks to a 3-0 victory over Sounders FC 2 ... SAFC midfielder Rafa Castillo forward Franck Tayou led the team with five goals apiece while Carlos Alvarez collected seven assists en route to a 10th place finish in the USL Western Conference standings ... goalkeeper and San Antonio native Matt Cardone saved four of five penalty kicks he faced and was named Player of the Week on August 30, marking the first SAFC player to earn that honor.



In December of 2015 the City of San Antonio and Bexar County, in partnership with Spurs Sports & Entertainment, announced their purchase of Toyota Field from local businessman Gordon Hartman ... in January of 2016, Spurs Sports & Entertainment announced their plans to field a USL franchise in the 2016 season, and were awarded the 31st franchise in the United Soccer League ... that same day, "USL San Antonio" named Darren Powell as the club's very first head coach ... later that month, former USL President and current Vice President of Orlando City SC (MLS) was named as a Spurs Sports & Entertainment Vice President and Managing Director of the SS&E owned soccer team ... on February 4, SS&E announced the club name would be San Antonio FC, and also revealed the logo and meaning behind it ... SAFC announced its first two partners, Nike and Toyota in February of 2016, revealing that Toyota Field would remain the stadium's name and all SAFC gear would be supplied by Nike ... on February 2, San Antonio FC signed its first player ever, Carlos Alvarez, and began the process of putting together a squad to compete in the 2016 USL season starting in April of 2016 ... the club won its inaugural match 3-0 over Seattle Sounders FC 2 on April 3 and set a new Toyota Field attendance record on April 9 during San Antonio's home opener, drawing 8,466 fans ... the USL schedule typically runs from March to November ... for more information on San Antonio FC, contact the communications department at 210-444-5189.

## DARREN POWELL

HEAD COACH



In January of 2016, Darren Powell was introduced to San Antonio as the first ever head coach of the later named San Antonio FC ... he became the face of a new franchise in San Antonio and began working towards putting his roster and staff together for the 2016 USL season ... in his first season, led San Antonio FC to a 10-12-8 (W-L-D) record and a 10th place finish in the USL Western Conference standings ... under his reign in 2016, SAFC had one player named Player of the Week (Matt Cardone) and had nine players named to the USL Team of the Week at least once ... his first win for SAFC came in the club's inaugural match thanks to a 3-0 victory over Seattle Sounders FC 2 ... joined SAFC from MLS side Orlando City SC where he was the club's academy director ... led all aspects of the Orlando City Academy from its inception after OCSC was awarded an MLS expansion spot ... Powell would help develop the style of play between all age groups in the academy that would match the MLS first team ... prior to his time with Orlando City, he was the head coach of Elon University since December 2004 ... during his tenure, the program produced 45 All-Southern Conference performers, four conference players of the year and two league freshmen of the year ... was named the SoCon's Coach of the Year four times ... joined Elon after serving four seasons as an assistant coach at Southern Conference rival UNC Greensboro ... during his four seasons at UNCG, the Spartan program posted a 55-26-3 mark and became the nation's top-ranked program during the regular season in 2004 ... he assisted in all aspects of the program, including recruiting, scheduling and academic development ... was honored as one of the top NCAA Division I assistant coaches by College Soccer News and coached three MLS players ... prior to joining the Spartan staff, he headed the Greensboro College men's soccer program for three seasons, posting a 50-12-3 ledger ... led the Pride to the NCAA Division III finals in 1998 and Dixie Conference titles in 1998, 1999 and 2000 ... following a four-year collegiate career at UNC Greensboro, he played professionally for the Carolina Dynamo USISL team, the Raleigh Flyers A-League team and the Wilmington Hammerheads USISL team from 1995-1999 ... at UNCG, he helped the Spartans to two NCAA Tournament appearances in 1993 and 1994 ... was a two-time captain, team MVP and All-South Region selection as well as a three-time All-Big South Conference honoree ... became the first Spartan player to score over 100 career points at the Division I level ... graduated from UNC Greensboro in 1995 with a bachelor's degree in leisure studies ... he and his wife, Elise, have two children - Naomi and Caleb.



As the premier entertainment venue in South Texas, the AT&T Center opened in November of 2002. The AT&T Center was built by the initiatives of a public-private venture amongst Bexar County, the Coliseum Advisory Board, the San Antonio Livestock Show & Rodeo and Spurs Sports & Entertainment. The facility hosts four anchor tenants: the NBA Spurs, the AHL Rampage, the WNBA Stars and the San Antonio Stock Show & Rodeo. Additionally, the venue attracts a multitude of concerts, family shows and special events. In 14 years of operation, the AT&T Center has hosted over 1,000 events with entertaining in excess of 15 million guests. George Strait, the Rolling Stones, Billy Joel & Elton John, The Police, Luciano Pavarotti, George Lopez, Cirque du Soleil, Lady Gaga, Justin Bieber, Garth Brooks and Bon Jovi are just a few of the musical acts that have visited the AT&T Center. Other events include NCAA Basketball, WWE Royal Rumble, Walking with Dinosaurs and the Harlem Globetrotters.

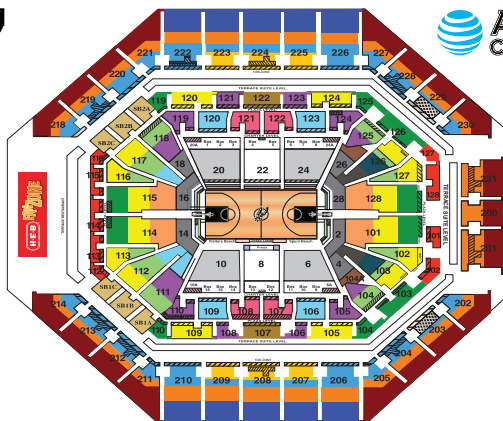


The AT&T Center recently underwent a \$100+ million renovation to enhance the fan experience at all levels of the Bexar County-owned arena. Renovations to the AT&T Center included all new seating arena-wide, along with infrastructure and technology improvements. Technology enhancements to the AT&T Center were prevalent arena-wide with the installation of high definition televisions and LED signage throughout the arena. The addition of LED displays to the NE, SE and SW ticket towers give the exterior a striking new look and provide the ability to showcase game action, event highlights and promotional messaging. The centerpiece of the technology updates is the installation of a brand new center-hung video board that will provide a state-of-the-art, high-definition display and have more than four times the viewable area of the previous board. A new audio system and improved Wi-Fi capabilities round out the technology enhancements that will help elevate and create a more immersive fan experience. Infrastructure improvements included expanded and updated concourses, enhancements to the arena entrances and updates to all the suites. There is something new for everyone at all levels of the AT&T Center.

The AT&T Center offers diverse events to the San Antonio community and all of South Texas thanks in part to its various seating capabilities, building configurations, curtaining system and technology upgrades. Configurations from an ice show, to basketball, to rodeo, to boxing, to theater can all be accomplished at the AT&T Center. To leverage its ancillary meeting spaces and exhibition/trade configurations, the AT&T Center offers MSEs, Meetings and Special Events, throughout the year. This additional amenity further illustrates the facility's full-service approach and has resulted in non-traditional bookings such as Toyota's 2007 National Dealer Meeting and Product Launch, Ford's Customer Appreciation Concert with Toby Keith, and AT&T's 2007 National Leadership Meeting.

Built in a "ranch tech" style, the AT&T Center is designed to present a sense of place, both inside and out. The external view, in addition to its distinctive architecture, features park-like landscaping that's both visually appealing and environmentally friendly. Inside, the design continues to capture the South Texas ambiance with festive colors and imaginative details. Adding to the interior appeal of the AT&T Center is a collection of fine art commissioned by Spurs owners Peter and Julianna Holt. The diverse collection is valued in excess of one million dollars and features Texas modern and basketball styled themes.

"We are enormously proud of the AT&T Center and what it brings to the community," said Holt, chairman of Spurs Sports & Entertainment. "We're proud to provide South Texas with some of the best sports and entertainment available anywhere in the US."



	1	2	3	4	5	6	7	8	9	A	B	C	D	E	F	G	H	I	J	K	L	M	N	O	P	Q	R	S	T	
16-17 UP	1300	1400	1500	1600	1700	1800	1900	2000	2100	2200	2300	2400	2500	2600	2700	2800	2900	3000	3100	3200	3300	3400	3500	3600	3700	3800	3900	4000	4100	4200
16-17 DN	1700	1800	1900	2000	2100	2200	2300	2400	2500	2600	2700	2800	2900	3000	3100	3200	3300	3400	3500	3600	3700	3800	3900	4000	4100	4200	4300	4400	4500	4600



2015-16  
SEASON IN REVIEW



# SPURS 2015-16 REGULAR SEASON STATS

Through April 13 (67-15)

SAN ANTONIO SPURS

2015-2016 REGULAR SEASON STATISTICS

PLAYER	--FIELD GOALS--					--3-POINT FG--			--FREE THROWS--			--REBOUNDS--					PTS	AVG					
	G	GS	MIN	FG	FGA	PCT	FG	FGA	PCT	FT	FTA	PCT	OFF	DEF	TOT	AST			PF	DQ	STL	TO	BLK
Leonard	72	72	2380	551	1090	.506	129	291	.443	292	334	.874	95	398	493	186	133	0	128	105	71	1523	21.2
Aldridge	74	74	2261	536	1045	.513	0	16	.000	259	302	.858	176	456	632	110	151	0	38	99	81	1331	18.0
Parker	72	72	1990	350	710	.493	27	65	.415	130	171	.760	17	159	176	379	114	0	54	131	11	857	11.9
Ginobili	58	0	1134	197	435	.453	70	179	.391	91	112	.813	26	120	146	177	99	0	66	99	11	555	9.6
Martin (TOT)	55	13	1095	156	419	.372	49	136	.360	153	172	.890	14	96	110	58	83	0	26	54	3	514	9.3
Martin (SA)	16	1	261	30	85	.353	11	33	.333	28	30	.933	4	25	29	12	15	0	9	13	2	99	6.2
Duncan	61	60	1536	215	441	.488	0	2	.000	92	131	.702	115	332	447	163	125	0	47	90	78	522	8.6
Mills	81	3	1662	260	612	.425	123	320	.384	47	58	.810	27	131	158	226	102	0	59	76	6	690	8.5
Green	79	79	2062	211	561	.376	116	349	.332	34	46	.739	48	255	303	143	141	0	79	75	64	572	7.2
West	78	19	1404	244	448	.545	3	7	.429	63	80	.788	72	237	309	143	142	1	44	68	55	554	7.1
Diaw	76	4	1386	202	383	.527	25	69	.362	56	76	.737	58	175	233	176	102	0	26	97	21	485	6.4
Simmons	55	2	813	122	242	.504	18	47	.383	69	92	.750	16	80	96	58	103	0	24	53	5	331	6.0
Marjanovic	54	4	508	105	174	.603	0	0	---	87	114	.763	73	121	194	21	54	0	12	29	23	297	5.5
Anderson	78	11	1245	138	295	.468	12	37	.324	62	83	.747	25	219	244	123	97	0	60	59	29	350	4.5
Miller (TOT)	39	4	461	59	106	.557	2	8	.250	24	32	.750	12	39	51	87	46	0	16	37	0	144	3.7
Miller (SA)	13	4	191	23	49	.479	1	4	.250	9	13	.692	6	21	27	29	14	0	7	12	0	56	4.3
Butler	46	0	432	49	104	.471	15	49	.306	11	16	.688	3	53	56	24	11	0	13	8	23	124	2.7
Bonner	30	2	206	29	57	.509	15	34	.441	3	4	.750	3	24	27	9	16	0	6	3	1	76	2.5
McCallum	31	3	256	27	67	.403	5	16	.313	9	10	.900	6	25	31	33	14	0	5	11	4	68	2.2
SPURS	82	-	19705	3289	6797	.484	570	1518	.375	1342	1672	.803	770	2831	3601	2100	1433	1	677	1071	485	8490	103.5
OPPONENTS	82	-	19705	2928	6709	.436	541	1634	.331	1221	1611	.758	747	2576	3323	1707	1597	3	592	1214	317	7618	92.9

PLAYER	-- SINGLE-GAME HIGHS --										----- AVERAGE PER GAME -----				----- CAREER HIGHS (C=SET, T=TED, THIS SEASON) -----									
	MIN	REB	AST	ST	TO	BL	PTS	MIN	REB	AST	STL	TO	BLK	PTS	FG	FGA	FT	FTA	REB	AST	PTS			
Leonard	40	14	7	5	4	5	33	33.0	6.8	2.6	1.78	1.5	0.99	21.2	13C	24C	12C	15C	16	7	33C			
Aldridge	38	19	5	4	5	36	30.6	8.5	1.5	0.51	1.3	1.09	18.0	17	31	16	19	25	8	44				
Parker	37	8	16	4	5	2	31	27.5	2.4	5.3	0.75	1.8	0.15	11.9	22	36	14	17	12	17	55			
Ginobili	29	8	8	5	4	2	22	19.6	2.5	3.1	1.14	1.7	0.19	9.6	16	27	18	19	15	15	48			
Martin (TOT)	41	7	6	2	6	1	37	19.9	2.0	1.1	0.47	1.0	0.05	9.3	14T	31	23	26	12	9	50			
Martin (SA)	34	6	4	2	3	1	17	16.3	1.8	0.8	0.56	0.8	0.13	6.2										
Duncan	36	18	7	4	4	6	21	25.2	7.3	2.7	0.77	1.5	1.28	8.6	19	34	17	24	27	11	53			
Mills	31	7	8	4	3	1	22	20.5	2.0	2.8	0.73	0.9	0.07	8.5	14	26	8	9	10	12	34			
Green	39	8	5	4	4	4	18	26.1	3.8	1.8	1.00	0.9	0.81	7.2	12	21	9	10	12	7	33			
West	32	13	7	3	3	5	18	18.0	4.0	1.8	0.56	0.9	0.71	7.1	18	30	13	15	20	10	44			
Diaw	35	8	7	2	6	3	20	18.2	3.1	2.3	0.34	1.3	0.28	6.4	15	24	10	10	16	16	31			
Simmons	35	7	4	2	5	1	19	14.8	1.7	1.1	0.44	1.0	0.09	6.0	7C	14C	6C	9C	7C	4C	19C			
Marjanovic	37	13	2	2	4	22	9.4	3.6	0.4	0.22	0.5	0.43	5.5	8C	12C	8C	8C	13C	2C	22C				
Anderson	36	11	7	5	4	2	15	16.0	3.1	1.6	0.77	0.8	0.37	4.5	7C	14C	4C	5T	11C	7C	15T			
Miller (TOT)	34	8	3	4	0	13	11.8	1.3	2.2	0.41	0.9	0.00	3.7	22	31	16	17	12	22	52				
Miller (SA)	28	8	5	3	3	0	13	13.9	2.1	2.2	0.54	0.9	0.00	4.3										
Butler	27	6	3	3	1	2	12	9.4	1.2	0.5	0.28	0.2	0.50	2.7	12	24	8	10	11	6	33			
Bonner	24	5	3	1	1	1	10	6.9	0.9	0.3	0.20	0.1	0.03	2.5	10	17	8	8	17	5	28			
McCallum	29	5	5	2	2	11	8.3	1.0	1.1	0.16	0.4	0.13	2.2	12	22	5	9	9	10	27				
SPURS	265	56	35	18	26	13	130	240.3	43.9	24.5	8.26	13.1	5.91	103.5	68	127	45	57	75	50	171			
OPPONENTS	265	56	33	15	28	11	120	240.3	40.5	20.8	7.22	14.8	3.87	92.9	68	130	46	58	77	51	166			

## 2015-16 TRANSACTIONS

<b>June 17:</b>	Named James Borrego assistant coach.	
<b>June 25:</b>	Drafted Nikola Milutinovic (26th overall) and Cady Lalanne (55th overall).	<b>Dec. 5:</b> Recalled Ray McCallum.
<b>July 9:</b>	Signed LaMarcus Aldridge, re-signed Tim Duncan, acquired Ray McCallum from Sacramento.	<b>Dec. 6:</b> Recalled Boban Marjanovic.
<b>July 14:</b>	Re-signed Danny Green.	<b>Dec. 16:</b> Assigned Ray McCallum to Austin Spurs.
<b>July 15:</b>	Re-signed Matt Bonner.	<b>Dec. 21:</b> Recalled Ray McCallum.
<b>July 16:</b>	Re-signed Kawhi Leonard.	<b>Dec. 27:</b> Assigned Ray McCallum to Austin Spurs.
<b>July 17:</b>	Signed David West.	<b>Dec. 28:</b> Recalled Ray McCallum.
<b>July 20:</b>	Re-signed Manu Ginobili.	<b>Dec. 29:</b> Assigned Ray McCallum to Austin Spurs.
<b>July 21:</b>	Signed Boban Marjanovic.	<b>Jan. 2:</b> Assigned Ray McCallum to Austin Spurs.
<b>July 22:</b>	Signed Jonathon Simmons and Jimmer Fredette.	<b>Jan. 4:</b> Recalled Ray McCallum.
<b>Sept. 28:</b>	Signed Deshaun Thomas, Rasual Butler, Youssou Ndiaye and Keifer Sykes.	<b>Jan. 29:</b> Assigned Ray McCallum to Austin Spurs.
<b>October 21:</b>	Waived Jimmer Fredette, Youssou Ndiaye, Keifer Sykes and Deshaun Thomas.	<b>Feb. 1:</b> Recalled Ray McCallum.
<b>October 22:</b>	Signed Julian Washburn.	<b>Feb. 29:</b> Waived Ray McCallum.
<b>October 24:</b>	Waived Reggie Williams and Julian Washburn.	<b>Feb. 29:</b> Signed Andre Miller.
<b>October 26:</b>	Exercised third-year option on Kyle Anderson.	<b>March 9:</b> Waived Rasual Butler.
<b>Nov. 7:</b>	Assigned Jonathon Simmons to the Austin Spurs.	<b>March 9:</b> Signed Kevin Martin.
<b>Nov. 14:</b>	Recalled Jonathon Simmons.	<b>March 17:</b> Assigned Jonathon Simmons to Austin Spurs.
<b>Nov. 16:</b>	Assigned Jonathon Simmons to the Austin Spurs.	<b>March 19:</b> Recalled Jonathon Simmons.
<b>Nov. 18:</b>	Recalled Jonathon Simmons.	<b>March 20:</b> Assigned Boban Marjanovic and Jonathon Simmons to Austin Spurs.
<b>Dec. 4:</b>	Assigned Boban Marjanovic and Ray McCallum to Austin.	<b>March 22:</b> Recalled Boban Marjanovic and Jonathon Simmons.



# SPURS 2015-16 HIGH GAMES

PLAYER	MINUTES	FIELD	FREE	----- REBOUNDS -----			ASSISTS	STEALS	TURNOVERS	BLOCKED		POINTS
		GOALS	THROWS	OFFENSIVE	DEFENSIVE	TOTAL				SHOTS	POINTS	
LAMARCUS ALDRIDGE	38 (2) APR. 2 vs Tor.	12 (4) APR. 2 vs Tor.	12 FEB. 3 vs N.O.	7 NOV. 14 vs Phil.	12 (2) FEB. 27 at Hou.	19 NOV. 14 vs Phil.	5 (3) MAR. 21 at Cha.	4 APR. 5 at Utah	5 NOV. 4 at Wash.	5 (3) FEB. 24 at Sac.	36 FEB. 3 vs N.O.	
KYLE ANDERSON	36C MAR. 28 at Mem.	7C(2) FEB. 24 at Sac.	4C MAR. 28 at Mem.	2T(5) APR. 7 at G.S.	11C APR. 7 at G.S.	11C MAR. 21 at Phoe.	7C MAR. 28 at Mem.	5C APR. 13 at Dall.	4C MAR. 8 at Minn.	2C(4) FEB. 15 vs LA-C	15T APR. 13 at Dall.	
MATT BONNER	24 DEC. 7 at Phil.	4 (2) DEC. 14 vs Utah	2 FEB. 5 at Dall.	1 (3) JAN. 21 at Phoe.	4 DEC. 14 vs Utah	5 DEC. 14 vs Utah	3 DEC. 7 at Phil.	1 (6) APR. 7 at G.S.	1 (3) MAR. 26 at OKC.	1 APR. 13 at Dall.	10 DEC. 14 vs Utah	
RASUAL BUTLER	27 DEC. 7 at Phil.	5 FEB. 21 at Phoe.	2 (3) FEB. 19 at LA-L	1 (3) MAR. 3 at N.O.	5 (2) FEB. 21 at Phoe.	6 FEB. 21 at Phoe.	3 (3) JAN. 22 at LA-L	3 FEB. 21 at Phoe.	1 (8) FEB. 27 at Hou.	2 (5) MAR. 3 at N.O.	12 FEB. 21 at Phoe.	
BORIS DIAW	35 MAR. 19 vs G.S.	8 JAN. 2 vs Hou.	4 JAN. 12 at Det.	3 (2) JAN. 2 vs Hou.	7 MAR. 19 vs G.S.	8 (4) vs G.S.	7 (2) at Dall.	2 (4) at Minn.	6 MAR. 5 vs Sac.	3 OCT. 28 at OKC.	20 JAN. 2 vs Hou.	
TIM DUNCAN	36 NOV. 21 vs Mem.	9 APR. 8 at Den.	7 OCT. 30 vs Brk.	6 MAR. 7 at Ind.	13 NOV. 28 vs Atl.	18 NOV. 28 vs Atl.	7 MAR. 25 vs Mem.	4 (2) JAN. 12 at Det.	4 (3) DEC. 12 at Atl.	6 NOV. 18 vs Den.	21 APR. 8 at Den.	
MANU GINOBILI	29 NOV. 25 vs Dall.	9 JAN. 22 at LA-L	6 (3) JAN. 25 at G.S.	4 NOV. 11 at Port.	7 NOV. 1 at Bos.	8 NOV. 1 at Bos.	5 DEC. 16 vs Wash.	4 (6) JAN. 22 at LA-L	2 vs N.O.	2 JAN. 22 at LA-L	22 MAR. 5 vs Sac.	
DANNY GREEN	39 FEB. 3 vs N.O.	7 NOV. 23 vs Phoe.	3 (2) NOV. 7 vs Cha.	2 (8) APR. 2 vs Tor.	8 (2) NOV. 20 at N.O.	8 (2) NOV. 20 at N.O.	5 (2) JAN. 12 at Det.	4 (2) APR. 7 at G.S.	4 (4) APR. 10 vs G.S.	4 JAN. 22 at LA-L	18 (3) JAN. 27 vs Hou.	
HAWHI LEONARD	40 (6) APR. 2 vs Tor.	13C(2) MAR. 2 vs Det.	12C FEB. 6 vs LA-L	6 (2) APR. 10 vs G.S.	12T NOV. 2 at N.Y.	14 (2) MAR. 19 vs G.S.	7T APR. 2 vs Tor.	5 (2) DEC. 25 at Hou.	4 (5) MAR. 19 vs G.S.	5 NOV. 27 at Den.	33C APR. 2 vs Tor.	
BOBAN MARJANOVIC	37C APR. 13 at Dall.	9C MAR. 23 vs Miami	8C(2) APR. 13 at Dall.	4C(2) JAN. 25 at G.S.	10C DEC. 30 vs Phoe.	13C JAN. 21 at Phoe.	2C(3) APR. 8 at Den.	2C DEC. 7 at Phil.	2C(9) APR. 12 vs OKC.	4C DEC. 26 vs Den.	22C APR. 13 at Dall.	
KEVIN MARTIN Min.-S.A.	41 DEC. 11 at Den.	14T DEC. 9 vs LA-L	11 OCT. 28 at LA-L	2 JAN. 23 vs Mem.	7 NOV. 20 vs Det.	7 NOV. 20 vs Det.	6 NOV. 12 vs G.S.	2 (3) APR. 12 vs OKC.	6 NOV. 10 vs Cha.	1 (3) MAR. 26 at OKC.	37 DEC. 9 vs LA-L	
KEVIN MARTIN S.A.	34 MAR. 25 vs Mem.	5 APR. 8 at Den.	5 APR. 8 at Den.	1 (4) APR. 13 at Dall.	5 APR. 8 at Den.	6 APR. 7 at Den.	4 APR. 7 at G.S.	2 APR. 12 vs OKC.	3 APR. 10 vs G.S.	1 (2) MAR. 26 at OKC.	17 APR. 8 at Den.	
RAY JR. MCCALLUM	29 JAN. 21 at Phoe.	5 JAN. 21 at Phoe.	4 DEC. 7 at Phil.	2 JAN. 21 at Phoe.	5 (2) FEB. 10 at OrL.	5 (2) FEB. 10 at OrL.	5 DEC. 11 vs LA-L	2 (2) JAN. 6 vs Utah	2 JAN. 25 at G.S.	2T DEC. 11 vs LA-L	11 JAN. 21 at Phoe.	
ANDRE MILLER Min.-S.A.	34 NOV. 15 vs Mem.	5 (2) MAR. 8 at Minn.	3 (4) MAR. 26 at OKC.	2 (2) MAR. 26 at OKC.	6 MAR. 26 at OKC.	8 MAR. 26 at OKC.	8 NOV. 15 vs Mem.	3 (2) APR. 8 at Den.	4 JAN. 31 at Port.	0 at Port.	13 MAR. 8 at Minn.	
ANDRE MILLER S.A.	28 (3) APR. 13 at Dall.	5 MAR. 8 at Minn.	3 MAR. 26 at OKC.	2 MAR. 26 at OKC.	6 MAR. 26 at OKC.	8 MAR. 26 at OKC.	5 (3) APR. 13 at Dall.	3 APR. 8 at Den.	3 MAR. 26 at OKC.	0 at OKC.	13 MAR. 8 at Minn.	
FATTY MILLS	31 (2) MAR. 26 at OKC.	9 (2) FEB. 1 vs OrL.	5 MAR. 23 vs Miami	4C FEB. 10 at OrL.	6 (2) MAR. 12 vs OKC.	7 MAR. 12 vs OKC.	8 (2) MAR. 3 at N.O.	4 NOV. 9 at Sac.	3 (6) APR. 13 at Dall.	1 (6) APR. 8 at Den.	22 (2) FEB. 1 vs OrL.	
TONY PARKER	37 APR. 12 vs OKC.	13 JAN. 12 at Det.	8 DEC. 28 vs Minn.	3T DEC. 3 at Mem.	8 NOV. 25 vs Dall.	8 NOV. 25 vs Dall.	16 MAR. 17 vs Port.	4 DEC. 30 vs Phoe.	5 MAR. 25 vs Mem.	2T MAR. 21 at Cha.	31 JAN. 12 at Det.	
JONATHON SIMMONS	35C APR. 8 at Den.	7C(2) APR. 13 at Dall.	6C(2) JAN. 4 at Milw.	2C(2) FEB. 6 vs LA-L	6C(2) APR. 13 at Dall.	7C(2) APR. 13 at Dall.	4C DEC. 14 at Dall.	2C(6) APR. 13 at Dall.	5C NOV. 27 at Den.	1C(5) FEB. 18 at LA-C	19C APR. 13 at Dall.	
DAVID WEST	32 APR. 8 at Den.	7 (3) MAR. 26 at OKC.	5 APR. 8 at Den.	4 (4) APR. 10 vs G.S.	11 JAN. 6 vs Utah	13 JAN. 6 vs Utah	7 APR. 7 at G.S.	3 NOV. 23 vs Phoe.	3 (3) MAR. 3 at N.O.	5T APR. 8 at Den.	18 MAR. 8 at Minn.	
SPURS High Games	265 APR. 12 vs OKC.	52 JAN. 6 vs Utah	27 APR. 2 vs Tor.	18 (2) APR. 10 vs G.S.	45 JAN. 17 vs Dall.	56 OCT. 30 vs Brk.	35 (2) MAR. 17 vs Port.	18 NOV. 23 vs Phoe.	26 JAN. 25 at G.S.	13 (2) JAN. 22 at LA-L	130 JAN. 27 vs Hou.	
SPURS Low Games	240 (81) APR. 13 at Dall.	31 JAN. 25 at G.S.	5 NOV. 23 vs Phoe.	4 (3) APR. 5 at Utah	21 MAR. 26 at OKC.	32 (3) APR. 7 at G.S.	14 MAR. 26 at OKC.	2 JAN. 30 at Clev.	6 (2) JAN. 30 at Clev.	1 DEC. 7 at Phil.	84 DEC. 25 at Hou.	
OPPONENTS High Games	265 APR. 12 vs OKC.	45 (2) APR. 7 at G.S.	35 JAN. 27 vs Hou.	19 FEB. 1 vs OrL.	46 NOV. 20 at N.O.	56 MAR. 12 vs OKC.	33 APR. 7 at G.S.	15 (2) JAN. 25 at G.S.	28 NOV. 23 vs Phoe.	11 JAN. 27 vs Hou.	120 JAN. 25 at G.S.	
OPPONENTS Low Games	240 (81) APR. 13 at Dall.	26 (2) DEC. 7 at Phil.	5 DEC. 26 vs Den.	1 FEB. 9 at Miami	22 MAR. 15 vs LA-C	27 MAR. 15 vs LA-C	13 APR. 5 at Utah	1 JAN. 8 vs N.Y.	6 NOV. 18 vs Den.	0 (2) MAR. 30 at Phil.	68 DEC. 7 at Phil.	

"C" indicates a new career-high, "T" a tied career-high. Numbers in parentheses indicate the number of games in which a player or has reached a given total (if more than one).

# SPURS 2015-16 GAME-BY-GAME

Date	Opponent	Team/Opp	Home	Road	Total	High Scoring	High Rebounds	High Assists	Opponent Scoring	Atten.
Oct 28	@Oklahoma Cit	L106-112	0-0	0-1	0-1	Leonard-32	Green-8 Leonard-8	Ginobili-7	Westbrook-33	18,203
Oct 30	BROOKLYN	W102- 75	1-0	0-1	1-1	Leonard-16	Aldridge-11	Lopez-4 Parker-4	Lopez-17	18,418
Nov 1	@Boston	W 95- 87	1-0	1-1	2-1	Aldridge-24	Aldridge-14	Ginobili-4 Aldridge-5 Duncan-5	Bradley-18	17,461
Nov 2	@New York	W 94- 84	1-0	2-1	3-1	Aldridge-19	Leonard-14	Duncan-6	Anthony-19	19,812
Nov 4	@Washington	L 99-102	1-0	2-2	3-2	Leonard-23	Aldridge-15	Duncan-5	Beal-25	17,721
Nov 7	CHARLOTTE	W114- 94	2-0	2-2	4-2	Leonard-23	West-9	Parker-5 West-6	Walker-27	18,418
Nov 9	@Sacramento	W106- 88	2-0	3-2	5-2	Leonard-24	Duncan-14	Mills-8	Cousins-21	17,317
Nov 11	@Portland	W113-101	2-0	4-2	6-2	Aldridge-23	Leonard-7	Parker-5	Lillard-22	19,393
Nov 14	PHILADELPHIA	W 92- 83	3-0	4-2	7-2	Aldridge-17	Aldridge-19	West-5	Okafor-21	18,418
Nov 16	PORTLAND	W 93- 80	4-0	4-2	8-2	Leonard-19	Leonard-9	West-7	Lillard-27	18,418
Nov 18	DENVER	W109- 98	5-0	4-2	9-2	Parker-25	Aldridge-12	Parker-9	Jokic-23	18,418
Nov 20	@New Orleans	L 90-104	5-0	4-3	9-3	Leonard-22	Aldridge-11	Parker-5	Anderson-30	16,698
Nov 21	MEMPHIS	W 92- 82	6-0	4-3	10-3	Leonard-19	Duncan-10	Duncan-4	Conley-16	18,418
Nov 23	PHOENIX	W 98- 94	7-0	5-3	11-3	Leonard-24	Leonard-13	Parker-8	Morris-28	18,418
Nov 25	DALLAS	W 88- 83	8-0	4-3	12-3	Leonard-26	Duncan-9	Parker-8	Mathews-15	18,418
Nov 27	@Denver	W 91- 80	8-0	5-3	13-3	Leonard-25	Leonard-7	Leonard-6	Gallinari-16	17,121
Nov 28	ATLANTA	W108- 88	9-0	5-3	14-3	Leonard-22	Leonard-18	Parker-6	Scott-12	18,418
Nov 30	@Chicago	L 89- 92	9-0	5-4	14-4	Leonard-25	Aldridge-12 Duncan-12	Farker-9	Gasol-18	21,909
Dec 2	MILWAUKEE	W 95- 70	10-0	5-4	15-4	Duncan-16	Duncan-10	Parker-5	Gasol-15	17,013
Dec 3	@Memphis	W103- 83	10-0	6-4	16-4	Leonard-27	Duncan-10	Parker-5 Duncan-5	Conley-15 Chalmers-15	18,418
Dec 5	BOSTON	W108-105	11-0	6-4	17-4	Aldridge-17	Aldridge-8	Parker-6	Thomas-23	18,418
Dec 7	@Philadelphia	W119- 68	11-0	7-4	18-4	Aldridge-26	Aldridge-9	Parker-6	Stauskas-13 Noel-13	14,449
Dec 9	@Toronto	L 94- 97	11-0	7-5	18-5	Ginobili-17	Aldridge-7	Mills-6	Covington-13	19,800
Dec 11	L.A. LAKERS	W109- 87	12-0	7-5	19-5	Aldridge-24	Aldridge-11 Leonard-11	McCallum-5	Russell-22	18,418
Dec 12	@Atlanta	W103- 78	12-0	8-5	20-5	Leonard-22	Duncan-10	Mills-5	Millsap-26	17,752
Dec 14	UTAH	W118- 81	13-0	8-5	21-5	Leonard-22	Aldridge-8	Parker-5 Green-5	Favors-16	18,418
Dec 16	WASHINGTON	W114- 95	14-0	8-5	22-5	Leonard-27	West-10	Parker-10	Gortat-20 Wall-20	18,418
Dec 18	L.A. CLIPPERS	W115-107	15-0	8-5	23-5	Aldridge-26	Aldridge-13	Ginobili-5 Diaw-5	Faul-27	18,418
Dec 21	INDIANA	W106- 92	16-0	8-5	24-5	Leonard-24	Aldridge-9	Leonard-5	Stuckey-16	18,418
Dec 23	@Minnesota	W108- 83	16-0	9-5	25-5	Leonard-19	Aldridge-8	Parker-6	LaVine-17	16,788
Dec 25	@Houston	L 84- 88	16-0	9-6	25-6	Leonard-20	Duncan-11	Leonard-4	Harden-20	18,319
Dec 27	DENVER	W101- 94	17-0	9-6	26-6	Leonard-26	Leonard-9	West-6	West-6	18,420
Dec 28	MINNESOTA	W101- 95	18-0	9-6	27-6	Marjanovic-17 Leonard-17	Leonard-11	Parker-7	Wiggins-18	18,493
Dec 30	PHOENIX	W112- 79	19-0	9-6	28-6	Aldridge-21	Marjanovic-12 Aldridge-12	Parker-7	Knight-11 Warren-11	18,418
Jan 2	HOUSTON	W121-103	20-0	9-6	29-6	Aldridge-24	Aldridge-9	Parker-10	Howard-22	18,652
Jan 4	@Milwaukee	W123- 98	20-0	10-6	30-6	Leonard-24	Aldridge-11	Ginobili-7	Middleton-19	14,718
Jan 6	UTAH	W123- 98	21-0	10-6	31-6	Duncan-18	West-13	Diaw-6 Duncan-6	Burke-21	18,418
Jan 8	NEW YORK	W100- 99	22-0	10-6	32-6	Leonard-19	Leonard-12	Parker-8	Porzingis-28	18,420
Jan 11	@Brooklyn	W106- 79	22-0	11-6	33-6	Aldridge-25	Aldridge-11	Ginobili-5	Lopez-18	15,214
Jan 12	@Detroit	W109- 99	22-0	12-6	34-6	Parker-31	Aldridge-13	Green-5	Caldwell-Pope-25	14,273
Jan 14	CLEVELAND	W 99- 95	23-0	12-6	35-6	Parker-24	Leonard-10	Leonard-5	James-22	18,418
Jan 17	DALLAS	W112- 83	24-0	12-6	36-6	Aldridge-23	Green-7 Aldridge-7	Green-7	Powell-15	18,418
Jan 21	@Phoenix	W117- 89	24-0	13-6	37-6	Leonard-21	Marjanovic-13 West-7	Diaw-4 Ginobili-4	Booker-24 Russell-18	16,779
Jan 22	@L.A. Lakers	W108- 95	24-0	14-6	38-6	Ginobili-20	West-7	Diaw-4	Russell-18	19,999
Jan 25	@Golden State	L 90-120	24-0	14-7	38-7	Leonard-16	Marjanovic-6	Ginobili-3 Green-3 Parker-3	Curry-37	19,596
Jan 27	HOUSTON	W130- 99	25-0	14-7	39-7	Aldridge-25	Marjanovic-10 Aldridge-10	Parker-7	Harden-20	18,418
Jan 30	@Cleveland	L103-117	25-0	14-8	39-8	Leonard-24	Leonard-6	Parker-6	James-29	20,562
Feb 1	ORLANDO	W107- 92	26-0	14-8	40-8	Aldridge-28	Green-6 Diaw-6	Parker-6	Uveicic-20	18,418
Feb 3	NEW ORLEANS	W110- 97	27-0	14-8	41-8	Aldridge-36	Green-7	Parker-8	Davis-28	18,418
Feb 5	@Dallas	W116- 90	27-0	15-8	42-8	Leonard-23	Aldridge-10	Diaw-4	Anderson-13 Villanueva-13	20,404
Feb 6	L.A. LAKERS	W106-102	28-0	15-8	43-8	Aldridge-26	Leonard-13	West-5	Bryant-25	18,418
Feb 9	@Miami	W119-101	28-0	16-8	44-8	Aldridge-28	Leonard-9	Parker-5	Wade-20	19,723
Feb 10	@Orlando	W 98- 96	28-0	17-8	45-8	Leonard-29	Aldridge-7 Leonard-7 Duncan-7	Mills-7	Fourier-28	17,467
Feb 18	@L.A. Clipper	L 86-105	28-0	17-9	45-9	Parker-14	Duncan-6	Parker-4 West-4	Paul-28	19,410
Feb 19	@L.A. Lakers	W119-113	28-0	18-9	46-9	Parker-25	Duncan-13	Mills-7	Bryant-25	18,997
Feb 21	@Phoenix	W118-111	28-0	19-9	47-9	Parker-22	Aldridge-10	Mills-5	Len-23	16,224
Feb 24	@Sacramento	W108- 92	28-0	20-9	48-9	Parker-23	Aldridge-9	Diaw-7	Cousins-22	17,317
Feb 25	@Utah	W 96- 78	28-0	21-9	49-9	Leonard-29	Duncan-11	Parker-6	Favors-25	19,911
Feb 27	@Houston	W104- 94	28-0	22-9	50-9	Leonard-27	Aldridge-16	Duncan-6	Harden-27	18,240
Mar 2	DETROIT	W 97- 81	29-0	22-9	51-9	Leonard-27	Aldridge-10	Mills-7	Morris-16	18,418
Mar 3	@New Orleans	W 94- 86	29-0	23-9	52-9	Leonard-30	Leonard-11	Mills-8	Gordon-23	17,781
Mar 5	SACRAMENTO	W104- 94	30-0	23-9	53-9	Leonard-25	Duncan-13	Parker-7	Cousins-31	18,418
Mar 7	@Indiana	L 91- 99	30-0	23-10	53-10	Aldridge-23 Leonard-23	Duncan-14	Parker-5	Ellis-26	16,742
Mar 8	@Minnesota	W116- 91	30-0	24-10	54-10	Aldridge-29	Marjanovic-8 Aldridge-10	Miller-5 Parker-12	Wiggins-23 Gasol-21	14,093 18,418
Mar 10	CHICAGO	W109-101	31-0	24-10	55-10	Leonard-29	Rose-21	Farker-2	Ellis-26	18,418
Mar 12	OKLAHOMA CITY	W 93- 85	32-0	24-10	56-10	Leonard-26	Aldridge-9	Parker-4	Durant-28	18,418
Mar 15	L.A. CLIPPERS	W108- 87	33-0	24-10	57-10	Leonard-20	Duncan-7	Mills-6	Paul-22	18,418
Mar 17	PORTLAND	W118-110	34-0	24-10	58-10	Aldridge-22 Leonard-22	Duncan-7	Parker-16	McCollum-26	18,418
Mar 19	GOLDEN STATE	W 87- 79	35-0	24-10	59-10	Aldridge-26	Leonard-14	Parker-6	K. Thompson-15	18,825
Mar 21	@Charlotte	L 88- 91	35-0	24-11	59-11	Parker-19	Aldridge-12 Duncan-9	Lin-29 Parker-5	Lin-29 Richardson-17	18,260 18,418
Mar 23	MIAMI	W112- 88	36-0	24-11	60-11	Aldridge-32	Aldridge-12	Ginobili-5 Duncan-7	Ja. Green-20	18,418
Mar 25	MEMPHIS	W110-104	37-0	24-11	61-11	Aldridge-32	Aldridge-12	Duncan-7	Durant-31	18,203
Mar 26	@Oklahoma Cit	L 92-111	37-0	24-12	61-12	West-17 Simmons-17	Miller-8	West-3 Anderson-3	Durant-31	18,203
Mar 28	@Memphis	W101- 87	37-0	25-12	62-12	Aldridge-31	Aldridge-13	Anderson-7	V. Carter-14	17,133
Mar 30	NEW ORLEANS	W100- 92	38-0	25-12	63-12	Ginobili-20	Aldridge-15	Parker-8	African-9	16,418
Apr 2	TORONTO	W102- 95	39-0	25-12	64-12	Leonard-35	Leonard-7	Leonard-7	Powell-17	18,418
Apr 5	@Utah	W 88- 86	39-0	26-12	65-12	Leonard-18	Leonard-8	Parker-4 Anderson-4	Hood-23	19,381
Apr 7	@Golden State	L101-112	39-0	26-13	65-13	Leonard-23	Anderson-11	West-7	Curry-27	19,596
Apr 8	@Denver	L 98-102	39-0	26-14	65-14	Duncan-21	West-7	Mills-7	Nurkic-21	16,347
Apr 10	GOLDEN STATE	L 86- 92	39-1	26-14	65-15	Aldridge-24	Leonard-13	Leonard-5	Curry-37	18,658
Apr 12	OKLAHOMA CITY	W102- 98 (OT)	40-1	26-14	66-15	Leonard-26	Duncan-9	Leonard-5	Tied with-17	18,765
Apr 13	@Dallas	W 96- 91	40-1	27-14	67-15	Marjanovic-22	Marjanovic-12	Diaw-7	Felton-22	20,346

# SPURS 2015-16 MISCELLANEOUS STATS

SAN ANTONIO SPURS / MISCELLANEOUS STATISTICS

<b>RECORD</b>	<b>HOME</b>	<b>ROAD</b>	<b>OT</b>	<b>Head Coach:</b>	<b>Gregg Popovich</b>
<b>OVERALL</b> 67-15 40-1 27-14	1-0			Overall: 20 Years 1089 Won 485 Lost .692 Pct.	
Atlantic 9-1 5-0 4-1				W/Club : 20 Years 1089 Won 485 Lost .692 Pct.	
Central 7-3 5-0 2-3					
Southeast 8-2 5-0 3-2					
<b>EASTERN</b> 24-6 15-0 9-6					
Southwest 14-2 8-0 6-2					
Northwest 15-3 9-0 6-3	1-0				
Pacific 14-4 8-1 6-3					
<b>WESTERN</b> 43-9 25-1 18-8	1-0				

**TEAM WINNING & LOSING STREAKS:**

<b>OVERALL</b>	<b>HOME</b>	<b>ROAD</b>
Win - 2	Win - 1	Win - 1
Long:Win - 13	Win - 39	Win - 6
Loss- 3	Loss- 1	Loss- 2
Last:Win -04/13 @ DAL 96-91	Win -04/12 vsOKC 102-98	Win -04/13 @ DAL 96-91
Loss-04/10 vsGS 86-92	Loss-04/10 vsGS 86-92	Loss-04/08 @ DEN 98-102

<b>WON</b>	<b>LOST</b>	<b>OFFENSE</b>	<b>VsOPP</b>	<b>HOME ATTENDANCE</b>
Oct. 1 1				
Nov. 13 3		100+ 49- 3	If Opp W/L to date:	41 Games
Dec. 14 2		100+ 18-12	.500+ 34-12	756,445 Total
Jan. 11 2		Defense	.500- 33- 2	18,450 Average
Feb. 11 1		100+ 11- 9		18,825 High
Mar. 13 3		100+ 56- 6		41 Sellouts
Apr. 4 3				

After 82 games last season: W 55 L 27

<b>MARGINS</b>	1	2	3	4	5	6	7	8	9	10	11	12	13	14	15	16	17	18	19	20	21	22	23
Won By:	1	2	1	3	2	3	2	8	1	5	2	1	3	3	2	2	4	1	3	1	1		
Lost By:																							
Won By:	24	25	26	27	28	29	30	31	32	33	34	35	36	37	38	39	40	41	42	43	44	45	46+
Lost By:	1	6	1	2	1	1	1	1	1	1	1	1	1	1	1	1	1	1	1	1	1	1	1

<b>At Start Of:</b>	<b>OVERALL</b>	<b>HOME</b>	<b>ROAD</b>	<b>FG%</b>	<b>OVERALL</b>	<b>HOME</b>	<b>ROAD</b>
2nd- Ahead:	45- 5	28- 1	17- 4	-44%	13-11	9- 1	4-10
- Behind:	20-10	11- 0	9-10	45-49%	20- 4	12- 0	8- 4
- Tied:	2- 0	1- 0	1- 0	50-54%	25- 0	13- 0	12- 0
3rd- Ahead:	58- 5	34- 0	24- 5	55-59%	7- 0	5- 0	2- 0
- Behind:	8- 9	5- 0	3- 9	+60%	2- 0	1- 0	1- 0
- Tied:	1- 1	1- 1	0- 0				
4th- Ahead:	59- 4	35- 0	24- 4				
- Behind:	6-11	4- 1	2-10				
- Tied:	2- 0	1- 0	1- 0				

## GAMES MISSED DUE TO INJURIES:

NAME	ILLNESS/INJURY	DATES OUT	GAMES MISSED
Manu Ginobili	ADDUCTOR STRAIN	11/1/14	1
Manu Ginobili	BILATERAL HIP TIGHTNESS	11/18-11/20	2
Manu Ginobili	REST	11/27, 12/26, 3/8, 3/26-28, 4/8, 4/12, 4/13	8
Manu Ginobili	SURGICAL RECOVERY	2/5-3/3	12
Kawhi Leonard	UPPER RESPIRATORY INFECTION	11/14	1
Kawhi Leonard	GASTROENTERITIS	12/7	1
Kawhi Leonard	TIGHTNESS, LEFT CALF	2/18-2/21	3
Kawhi Leonard	RIGHT QUAD CONTUSION	3/25-3/28	3
Kawhi Leonard	REST	4/8, 4/13	2
LaMarcus Aldridge	MILD SPRAIN - LEFT ANKLE	11/21-11/23	2
LaMarcus Aldridge	REST	1/6, 3/26, 4/8, 4/13	4
LaMarcus Aldridge	BACK SPASMS	1/4-1/6	1
LaMarcus Aldridge	MIGRAINE	3/5	1
Tim Duncan	REST	11/27, 12/7, 12/16, 12/26, 1/21	11
Tim Duncan	SORENESS, RIGHT KNEE	3/5, 3/8, 3/26-3/28, 4/10, 4/13	10
Tony Parker	REST	12/28-12/30, 1/25-2/9	5
Tony Parker	RIGHT HIP SORENESS	12/11, 3/26-3/28, 4/8, 4/13	5
Tony Parker	SPRAINED LEFT ANKLE	1/4-1/6	3
Tony Parker	LEFT TOE CONTUSION	2/10	1
Rasual Butler	PERSONAL	3/8	1
Matt Bonner	LEFT CALF STRAIN	12/3-12/5	2
Kyle Anderson	ILLNESS	2/6-2/27	9
Danny Green	REST	2/9	1
Patty Mills	REST	3/5, 3/25, 4/8	3
Boris Diaw	REST	3/25	1
Boris Diaw	REST	3/25	1
Boris Diaw	SORENESS, RIGHT ADDUCTOR	4/5-4/12	5
David West	REST	3/30, 4/13	2

## SPURS RECORD WHEN... OVERALL HOME ROAD

Scoring 70-79 points	0-0	0-0	0-0
Scoring 80-89 points	3-5	2-1	1-4
Scoring 90-99 points	15-7	8-0	7-7
Scoring 100 points or more	49-3	30-0	19-3
Opponent scores 60-79 points	8-0	4-0	4-0
Opponent scores 80-89 points	24-1	7-0	6-1
Opponent scores 90-99 points	24-5	13-2	10-6
Opponent scores 100 or more points	11-9	7-0	4-9
Out-shoot opponent	60-1	35-0	25-1
Opponent out-shoot Spurs	7-14	5-1	2-13

# 2015-16 INDIVIDUAL HIGHS AND LOWS

SPURS INDIVIDUAL REG. SEASON HIGHS		OPPONENTS INDIVIDUAL REG. SEASON HIGHS	
CATEGORY	SEASON-HIGH, PLAYER, DATE	CATEGORY	SEASON-HIGH, PLAYER, DATE
<b>Points</b>	36, LaMarcus Aldridge, vs. New Orleans 2/3 33, Kawhi Leonard, vs. Toronto 4/2 32 (2), Kawhi Leonard (twice), vs. Miami 3/23, LaMarcus Aldridge, vs. Memphis 3/25	<b>Points</b>	37, Stephen Curry (twice), vs. Golden State 4/10, at Golden State 1/25 33, Russell Westbrook, at Oklahoma City 10/28 31 (2), Kevin Durant, at Oklahoma City 3/26, DeMarcus Cousins, vs. Sacramento 2/24
<b>Points in a quarter</b>	17 (1Q), LaMarcus Aldridge vs. Memphis 3/25 15 (4Q), Boban Marjanovic vs. Miami 3/23, (1Q), LaMarcus Aldridge vs. Oklahoma City 3/12 14 (2Q), Kawhi Leonard vs. Miami 3/23, (4Q), Kawhi Leonard vs. Toronto 4/2, (4Q), Manu Ginobili, vs. Portland 11/16, LaMarcus Aldridge (5 times), (3Q) Tony Parker at Detroit 1/12	<b>Points in a quarter</b>	18 (3Q), Stephen Curry, at Golden State 1/25 17 (3Q), Paul Millsap, at Atlanta 12/12 16 (5), (3Q), Stephen Curry vs. Golden State 4/10, (3Q), Damian Lillard vs. Portland 11/16, (3Q), LeBron James at Cleveland 1/30, (3Q), Kobe Bryant vs. Los Angeles Lakers 2/6, (3Q), DeMarcus Cousins at Sacramento 2/24
<b>Points in a half</b>	24 (1H), Kawhi Leonard vs. Miami 3/23 23 (2), Tony Parker at Detroit 1/12 22, (2H) LaMarcus Aldridge vs. New Orleans 2/3	<b>Points in a half</b>	26 (2H), Stephen Curry vs. Golden State 4/10, (2H)Chris Paul, at LA Clippers 2/18 21 (5) most recently, (2H), Monta Ellis at Indiana 3/7 20 (2H), Stephen Curry at Golden State 4/7, (1H), Russell Westbrook at Oklahoma City 3/26
<b>Rebounds</b>	19, LaMarcus Aldridge, vs. Philadelphia 11/14 18, Tim Duncan, vs. Atlanta 11/28 16, LaMarcus Aldridge, at Houston 2/27	<b>Rebounds</b>	20, Tyson Chandler, at Phoenix 1/17 18, Anthony Davis, at New Orleans 11/20 17 (3), DeAndre Jordan (twice), Julius Randle, Enes Kanter
<b>Offensive Rebounds</b>	7, LaMarcus Aldridge, vs. Philadelphia 11/14 6 (3), LaMarcus Aldridge (twice), Tim Duncan, Kawhi Leonard (2 times) 5 (3), LaMarcus Aldridge (7 times), Tim Duncan (4 times), Kawhi Leonard (2 times)	<b>Offensive Rebounds</b>	8, Kristaps Porzingis, at New York 11/2 6 (6), Enes Kanter (twice), Nikola Jokic, Aron Baynes, Aaron Gordon, Dewayne Dedmon, Steven Adams 5, Multiple players
<b>Defensive Rebounds</b>	13, Tim Duncan vs. Atlanta 11/28 12 (2), Kawhi Leonard, LaMarcus Aldridge (2 times) 11 (4), LaMarcus Aldridge (4 times), Kawhi Leonard, David West, Kyle Anderson	<b>Defensive Rebounds</b>	16 (2), Anthony Davis, Tyson Chandler 15, DeAndre Jordan at Los Angeles Clippers 2/18 14, Julius Randle, vs. Los Angeles Lakers 2/6
<b>Assists</b>	16, Tony Parker, vs. Portland 3/17 12, Tony Parker, vs. Chicago 3/10 10, Tony Parker (2 times)	<b>Assists</b>	18, Rajon Rondo, at Sacramento 2/24 14, Ricky Rubio, vs. Minnesota 12/28 13 (2), John Wall, Ish Smith
<b>Blocks</b>	6, Tim Duncan, vs. Denver 11/18 5 (3), David West, Kawhi Leonard, LaMarcus Aldridge (3 times) 4 (6), Kawhi Leonard, Tim Duncan (twice), David West, Boban Marjanovic, Danny Green, LaMarcus Aldridge	<b>Blocks</b>	4 (3), Serge Ibaka, Clint Capela, Anthony Davis 3 (10), Phil Pressey, most recently at Phoenix 2/21 2, Multiple players
<b>Steals</b>	5 (3), Kawhi Leonard (2 times), Manu Ginobili, Kyle Anderson 4 (7), Danny Green (2 times), Patty Mills, Tim Duncan (2 times), Kawhi Leonard (4 times), Tony Parker, Kyle Anderson, LaMarcus Aldridge 3, Multiple players	<b>Steals</b>	5 (2), Stephen Curry, Victor Oladipo 4 (5), most recently, Courtney Lee at Charlotte 3/21 3, Multiple players
<b>FG's made</b>	13 (2), Kawhi Leonard (2 times), Tony Parker 12 (2), LaMarcus Aldridge (4 times), Kawhi Leonard (3 times) 11 (3), Kawhi Leonard (4 times), LaMarcus Aldridge (9 times), Tony Parker (2 times)	<b>FG's made</b>	13, Stephen Curry vs. Golden State 4/10, Kevin Durant, at Oklahoma City 3/26 12 (5), Russell Westbrook, Ryan Anderson, Markieff Morris, Stephen Curry, Derrick Favors 11 (7), Stephen Curry, most recently at Golden State 4/7
<b>FG's attempted</b>	25, LaMarcus Aldridge vs. Golden State 3/19 24, (twice, most recently) Kawhi Leonard vs. OKC 3/12 23, Kawhi Leonard at Indiana 3/7	<b>FG's attempted</b>	28, Kobe Bryant, vs. Los Angeles Lakers 2/6 25 (3), Kevin Durant, most recently vs. Oklahoma City 3/12 23 (4), Russell Westbrook, Anthony Davis, D'Angelo Russell, DeMarcus Cousins
<b>FT's made</b>	12 (2), LaMarcus Aldridge, Kawhi Leonard 11, Kawhi Leonard, vs. Toronto 4/2 10, LaMarcus Aldridge, vs. Orlando 2/1	<b>FT's made</b>	11, DeMarcus Cousins, at Sacramento 11/9 10 (3), Carmelo Anthony, Dwight Howard, DeMarcus Cousins 9 (4), most recently Russell Westbrook at Oklahoma City 3/26
<b>FT's attempted</b>	15, Kawhi Leonard vs. Los Angeles Lakers 2/6 12 (2), Tony Parker, LaMarcus Aldridge (2 times) 11 (2), LaMarcus Aldridge, at Memphis 3/28, Kawhi Leonard, vs. Toronto 4/2	<b>FT's attempted</b>	20, DeAndre Jordan vs. Los Angeles Clippers 12/18 17, Dwight Howard vs. Houston 1/2 15, DeMarcus Cousins (twice), most recently vs. Sac. 3/5
<b>3-pt FG's made</b>	7, Kawhi Leonard, at Memphis 12/3 6 (3), Patty Mills, Danny Green (2 times), Kawhi Leonard 5, Manu Ginobili vs. New Orleans 3/30	<b>3-pt FG's made</b>	6 (2), Ryan Anderson, Stephen Curry 5 (3), Damian Lillard, D'Angelo Russell, Kevin Durant 4 (9), most recently, Stephen Curry vs. Golden State 4/10
<b>3-pt FG's attempted</b>	11, Patty Mills, vs. Los Angeles Lakers 2/6 10 (2), Kawhi Leonard, Patty Mills 9 (3), Kawhi Leonard, Danny Green (2 times), Patty Mills (2 times)	<b>3-pt FG's attempted</b>	14, Kobe Bryant, vs. Los Angeles Lakers 2/6 12, Stephen Curry, vs. Golden State 3/19 11 (2), Wesley Matthews, at Dallas 4/13, Ryan Anderson, at New Orleans 11/20
<b>Minutes</b>	40:26, Kawhi Leonard, vs. Dallas 11/25 40:16, Kawhi Leonard, vs. Memphis 11/21 40:13, Kawhi Leonard, at Chicago 11/30	<b>Minutes</b>	48:00, Rajon Rondo, at Sacramento 11/9 43:31, Devin Booker, at Phoenix 1/21 43:28, Kentavious Caldwell-Pope, at Detroit 1/12

# 2015-16 TEAM HIGHS AND LOWS

CATEGORY	SPURS HIGHS	SPURS LOWS
Total Points	130 vs. Houston 1/27	84 at Houston 12/25
Points in 1st quarter	37 vs. Memphis 3/25	13 at Indiana 3/7
Points in 2nd quarter	36 vs. Utah 1/6	14 at Dallas 4/13
Points in first half	69 vs. Houston 1/27	32 at Indiana 3/7
Points in 3rd quarter	42 vs. Charlotte 11/7	16 (2) vs. Toronto 4/2
Points in 4th quarter	38 at Phoenix 1/21	16 (5) at Charlotte 3/21
Points in 2nd half	66 (2) at Phoenix 1/21	37 at Charlotte 3/21
Points in OT	--	--
FG's made	52 vs. Utah 1/6	31 at Golden State 1/25
FG's attempted	96 at Indiana 3/7	72 (4) at Utah 4/5
FG %	.618 (47-76) at Philadelphia 12/7	.354 (34-96) at Indiana 3/7
3-pt FG's made	13 vs. Houston 1/2	2 at Chicago 11/30
3-pt FG's attempted	28 (2) at Indiana 3/7	10 vs. Denver 12/26
3-pt FG %	.700 (7-10) vs. Denver 12/26	.143 (twice) most recently, (4-28) at Indiana 3/7
FT's made	27 vs. Toronto 4/2	5 vs. Phoenix 11/23
FT's attempted	34 at Phoenix 2/21	8 at Houston 12/25
FT %	100.0 (13-13) vs. Brooklyn 10/30	.500 (5-10) vs. Phoenix 11/23
Rebounds	56 vs. Brooklyn 10/30	32 (3) at Golden State 4/7
Offensive rebounds	18 (2) vs. Golden State 4/10	4 (3) at Utah 4/5
Defensive rebounds	45 vs. Dallas 1/17	21 at Oklahoma City 3/26
Assists	35 (2) vs. Portland 3/17	14 at Oklahoma City 3/26
Steals	18 vs. Phoenix 11/23	2 at Cleveland 1/30
Turnovers	25 at Golden State 1/25	6 (3) at Cleveland 1/30
Blocked shots	13 (2) at Los Angeles Lakers 1/22	1 at Philadelphia 12/7
Points in the paint	68 vs. Utah 1/6	20 at New Orleans 3/3
2nd chance points	25 at Los Angeles Lakers 2/19	1 vs. Memphis 11/21
Fast break points	28 at Los Angeles Lakers 1/22	2 (2) at Utah 2/25

CATEGORY	OPPONENTS HIGHS	OPPONENTS LOWS
Total Points	120 at Golden State 1/25	68 at Philadelphia 12/7
Points in 1st quarter	37 at Cleveland 1/30	7 at Charlotte 3/21
Points in 2nd quarter	34 vs. Denver 11/18	12 (4) at Utah 2/25
Points in first half	66 at Cleveland 1/30	25 at Atlanta 12/12
Points in 3rd quarter	35 (2) at Golden State 4/7	13 vs. Sacramento 3/5
Points in 4th quarter	38 at Los Angeles Lakers 2/19	11 vs. Brooklyn 10/30
Points in 2nd half	64 (2) at Los Angeles Lakers 2/19	28 vs. Brooklyn 10/30
Points in OT	--	--
FG's made	45 (2) at Golden State 4/7	26 (2) at Philadelphia 12/7
FG's attempted	98 (2) vs. Denver 11/18	64 at Toronto 12/9
FG %	.578 (37-64) at Toronto 12/9	.338 (26-77) vs. Milwaukee 12/2
3-pt FG's made	12 (4) at Dallas 4/13	1 vs. Memphis 11/21
3-pt FG's attempted	39 at Dallas 4/13	9 vs. Memphis 11/21
3-pt FG %	.500 (twice) (7-14) vs. Miami 3/23	.111 (2) (2-18) vs. Oklahoma City 3/12
FT's made	35 vs. Houston 1/27	5 vs. Denver 12/26
FT's attempted	52 vs. Houston 1/27	6 vs. Denver 12/26
FT %	100.0 (twice) at New Orleans 3/3	.533 (twice) (8-15) at Sacramento 2/24
Rebounds	56 vs. Oklahoma City 3/12	27 vs. Los Angeles Clippers 3/15
Offensive rebounds	19 vs. Orlando 2/1	1 at Miami 2/9
Defensive rebounds	46 at New Orleans 11/20	22 vs. Los Angeles Clippers 3/15
Assists	33 at Golden State 4/7	13 at Utah 4/5
Steals	15 (2) at Golden State 1/25	1 vs. New York 1/8
Turnovers	28 vs. Phoenix 11/23	6 vs. Denver 11/18
Blocked shots	11 vs. Houston 1/27	0 (2) vs. New Orleans 3/30
Points in the paint	58 (2) vs. Sacramento 3/5	20 at Dallas 4/13
2nd chance points	26 vs. Oklahoma City 4/12	0 vs. Brooklyn 10/30
Fast break points	29 vs. Sacramento 3/5	0 (2) at New York 11/2

## SEASON HIGHLIGHTS

**FRANCHISE RECORD SEASON:** With a final record of 67-15, the Spurs produced their most wins in a season, passing the 2005-06 Spurs who finished 63-19. San Antonio became just the 12th team in NBA history to win 67+ games in a season and tied for the seventh best season ever. The Silver and Black finished with the second best overall record in the NBA, a franchise-best 40-1 at home and registered victories in 64 of their final 77 games.

Season	Record	Win Percentage
1. 2015-16	67-15	.817
2. 2005-06	63-19	.768
3. 1994-97/2013-14	62-20	.756

**HISTORICAL HOME RECORD:** The Spurs set an NBA record by becoming the first team in league history to start a season 38-0 at home, beating New Orleans on 3/30. The Silver and Black reached 39 straight wins to start and finished 40-1 tying the 1985-86 Boston Celtics for most home wins in a single-season in NBA history. Overall, San Antonio won a franchise-best 48 straight regular season games at home dating back to last season. The 48-game win streak ranks San Antonio second on the all-time longest home winning streaks in NBA history. The Spurs trailed for only 23 minutes and 13 seconds in 492 minutes played in fourth quarters at home this season. San Antonio trailed in a total of seven of their 41 home games this year. Beating Washington on 12/16/15, the Spurs improved to 14-0 at the AT&T Center this season and won their 23rd straight regular season game at home, setting new franchise records.

**BEST 19-YEAR WINNING PERCENTAGE IN NBA HISTORY:** Since Tim Duncan joined the Spurs prior to the 1997-98 season, the Spurs have posted the best winning percentage over any 19-year span in NBA history. Here's a look at the best records in NBA history over any 19-year span.

Team	Seasons	Win Percentage
1. San Antonio	1997/98-2015/16	.710
2. Boston	1957/58-1975/76	.688

**MOST CONSECUTIVE YEARS WITH .600+ WINNING PERCENTAGE IN SPORTS HISTORY:** The Spurs secured their 19th-straight season with a winning percentage of over 60%, which stands alone as the most consecutive years with a 60% winning percentage in all of the four major sports. In addition, no other NBA team in history has had more than 12-straight seasons with over 60% winning percentage (Celtics 1956-57 to 1967-68 and Lakers 1979-80 to 1990-91). Here is a look at the records in each sport:

League	Franchise	Consecutive Seasons	Years
NBA	San Antonio Spurs	19	97/98-15/16
NHL	Montreal Canadiens	16	94/95-11/12
NFL	San Francisco 49ers	16	93/94-07-08
MLB	New York Yankees	11	46/47-56/57

**50+ WINS...AGAIN:** The San Antonio Spurs finished the 2015-16 season with a 67-15 record, extending their NBA-record streak of 50-win seasons to 16. Additionally, the Spurs eclipsed the 55-win mark for the 19th time in franchise history, trailing only the Los Angeles Lakers (20) for the most 55-win seasons in NBA history. The Spurs had the second highest point differential in the NBA. San Antonio produced a +872 point differential in 2015-16, the seventh largest in NBA history.

**LOCK DOWN D:** This Spurs had the No. 1 defense in the NBA this season – the first time in 10 years that San Antonio has topped the league on the defensive end. The Silver and Black allowed 7.3 fewer points per 100 possessions (96.6 Defensive Efficiency Rating) than the league average (103.9 DEF EFF). San Antonio's best mark and the league's second best mark since the 2003-04 season. San Antonio ranked first in effective field goal percentage defense, third in defensive rebounding percentage and second in opponent free throw rate. (Via NBA.com)

**TOP ALL-TIME TRIO:** With the Spurs' 95-87 victory against the Boston Celtics on 11/1/15 at TD Garden, the "Big Three" of Tim Duncan, Manu Ginobili and Tony Parker became the all-time winningest trio in NBA history when they recorded their 541st victory together. The trio set a new record for most games played by a trio in NBA history by playing their 730th career game together at Oklahoma City on 4/7/15. The Spurs "Big Three" have been teammates since the 2002-03 season.

Team	Trio	Career Wins
1. San Antonio	Duncan/Parker/Ginobili	575
2. Boston	Bird/McHale/Parish	540
3. LA Lakers	Abdul-Jabbar/Johnson/Cooper	490

**ONE PLAYER-ONE TEAM:** This season, Tim Duncan passed John Stockton as the NBA leader in most wins with one team when the Spurs defeated the New York Knicks 94-84 at Madison Square Garden on 11/2/15. The win marked No. 954 for Duncan with the Silver and Black and his winning percentage (.719) also ranks first all-time on the list. Duncan now has 1,001 career wins with San Antonio.

**DUNCAN JOINS 1,000 CLUB:** Tim Duncan became just the third player in NBA history to record 1,000 regular season wins when the Spurs defeated Utah on 4/5 in Salt Lake City. Duncan joined Kareem Abdul-Jabbar and Robert Parish as the only players on the list. Earning his 1,000th win in his 1,389th contest made Duncan the fastest player ever in NBA history to win 1,000 games.

**DUNCAN'S DISTANCES:** Scoring his 26,397th career-point, Tim Duncan passed John Havlicek for 14th on the NBA all-time scoring list vs. Los Angeles Clippers on 3/15. Duncan pulled down his 15,000th career rebound vs. Chicago on 3/10, becoming one of six players in NBA history to reach the milestone. Duncan passed former Spurs teammate David Robinson for fifth on the all-time blocks list vs. Portland on 11/16/15. The five-time NBA champion recorded his 3,000th career block and passed Karl Malone for sixth all-time in rebounding at Houston on 2/27/16. Duncan recorded his 10,000th field goal at Milwaukee on 3/18/15, becoming one of 12 players in NBA history to record 10,000-plus field goals.

**NO COLD STREAKS:** The Spurs set the NBA record with the Golden State Warriors for most games into a season without consecutive losses (75) after beating New Orleans on 3/30. San Antonio went 78 games without losing two in a row.

**LEAGUE-LEADING NET RATING:** The Spurs finished the regular season with the league's top net efficiency rating this season (11.8). San Antonio's defense allowed a league-low 96.6 points per 100 possessions, while also finishing with the third-best offensive rating of 108.4 points scored per 100 possessions.

**TREAD UNDER 100:** The Spurs held their opponents to 92.9 points-per-game this season, giving the Silver and Black their 21st straight season allowing fewer than 100.0 points, which is the longest run in NBA history.

**DOUBLE DIGIT WINS:** Winning 116-91 at Minnesota on 3/8, the Spurs recorded their 41st win of the season by double digits, breaking the franchise record for most double digit wins in a season. The 2000-01 and 2004-05 Spurs teams previously owned the record for most double digits wins in a season (40). San Antonio put together 44 wins by double digits this season with a franchise best 20 occurring on the road (previous most double digit road wins in a season was 16 in 2000-01).

**POP MOVING UP:** With San Antonio's 118-81 win over the Utah Jazz on 12/14/15, Spurs head coach Gregg Popovich collected his 1,043rd win to pass Rick Adelman for eighth place on the NBA all-time wins list. Last season, Popovich became the ninth head coach in NBA history to record 1,000 career wins. Popovich is the second coach all-time to record 1,000 wins with one franchise (Sloan), and the third-fastest coach to 1,000 victories (Jackson, Riley). Popovich is the fifth coach in history to record 1,000 wins and an NBA Championship, and the third to capture 1,000 wins and five titles.

**EXECUTIVE EXCELLENCE:** Spurs General Manager R.C. Buford was named the 2015-16 NBA Basketball Executive of the Year on May 9. Buford was recognized with the same honor in 2013-14 and is now the first to win Basketball Executive of the Year multiple times with the Spurs, as well as just the 10th executive in NBA history to win the award more than once.

**TOP TWOSOMES:** Tim Duncan and Gregg Popovich have been one of the most successful player-coach combinations to team up on the hardwood. In their 19-year career, the two have tallied 1,001 wins together, the most in NBA history. This season, Tony Parker and Popovich moved up the ranks and now have the second-most wins by a player-coach duo in league history. Here's a look at top three player-coach duos in league history:

Team	Player	Coach	Wins
San Antonio Spurs	Tim Duncan	Gregg Popovich	1,001
San Antonio Spurs	Tony Parker	Gregg Popovich	784
Utah Jazz	Karl Malone	Jerry Sloan	775

**RECORD SETTING SHOOTING:** The Spurs set an NBA single season record by winning their 51st straight game when shooting a higher field goal percentage than their opponent on 3/12 vs. Oklahoma City (via ESPN). The record streak extended to 54 straight games before coming to a close at Charlotte on 3/21.

**BENCH BARRAGE:** San Antonio's bench led all reserve units in net efficiency rating this season, by almost four points. The Spurs bench allowed just 97.3 points per 100 possessions, tops in the league, while they scored 108.1 points per 100 possessions, second-best in the NBA.

**WINNING BIG:** This season, 15 of San Antonio's 67 wins were by 25 points or more, breaking a single-season franchise record (1978-79 & 2012-13). Meanwhile 21 of the Spurs victories resulted being by 20+ points, making San Antonio just the sixth team in NBA history to record at least 21 wins by 20+ points in a single season.

**HISTORIC ROAD RUN:** With their 96-78 victory at Utah on 2/25, the Spurs extended their streak of consecutive seasons with a winning road record to an all-time best 19 consecutive seasons. San Antonio has amassed the best road record in the NBA over the past 19 seasons (460-295) and are one of only two teams, along with Dallas, to have a .500 or better road record.

**LEAGUE-WIDE WINNERS:** After beating the Toronto Raptors on 4/2, the Spurs defeated every team in the NBA at least once this season, marking just the sixth time in franchise history in which San Antonio has beat every team. The other seasons include: 1977-78, 1978-79, 1989-90, 2004-05 and 2014-15.

**WESTERN CONFERENCE ALL-STAR:** Kawhi Leonard was voted by fans as a Western Conference All-Star starter becoming the sixth Spurs player in franchise history to be selected as an All-Star starter, joining George Gervin, Larry Kenon, Alvin Robertson, David Robinson and Tim Duncan. The fifth-year pro became only the third player in NBA history (Michael Jordan, Hakeem Olajuwon) to be named an All-Star, NBA Finals MVP and Defensive Player of the Year as well as just the third player ever to make his first All-Star appearance after winning an NBA Finals MVP award (Chauncey Billups and Joe Dumars). Spurs head coach Gregg Popovich and forward LaMarcus Aldridge were also selected for the 2016 All-Star Game in Toronto. Aldridge was one of seven players selected as an All-Star reserve. Popovich coached the West squad for the fourth time in his career whereas Aldridge made his fifth straight All-Star appearance.

**ALL-STAR SPURS:** Since joining the NBA in 1976, the San Antonio Spurs have been represented in the All-Star game in 37 of 40 years, which stands alone as the most of any team in the NBA during that span. The Lakers are second, represented 36 of the last 40 years.

**DIVISION DOMINANT:** With their 93-85 win over Oklahoma City on 3/12, the Spurs clinched their eighth Southwest Division title. The Silver and Black have captured 21 overall division titles since joining the NBA in 1976, which ranks as the most during the time span and third-most all-time behind only the Los Angeles Lakers (34) and Boston Celtics (30). San Antonio's 25 game advantage in the division was the largest in Southwest Division history (since 2004-05). Prior to 2015-16, the largest lead in the division was 9.5 games by Dallas (2006-07) and San Antonio (2010-11, 2013-14).

**TREAD UNDER 100:** The Spurs held their opponents to 92.9 points-per-game this season, giving the Silver and Black their 21st straight season allowing fewer than 100.0 points, which is the longest run in NBA history.

**ALL-NBA PERFORMERS:** San Antonio placed two representatives on the 2015-16 All-NBA Teams. Forward Kawhi Leonard was named to the All-NBA First Team, while LaMarcus Aldridge was selected to the All-NBA Third Team.

**PLAYER EFFICIENCY:** San Antonio's Kawhi Leonard and LaMarcus Aldridge each finished among the league's top 15 in Player Efficiency Ratings this season. Leonard produced a PER of 26.0, which ranked sixth in the NBA while Aldridge ended the year with a 22.4 PER, ranking 14th. The Spurs and Oklahoma City Thunder (Kevin Durant, Russell Westbrook) were the only two teams to have a pair of players in the top 15 of the ratings.

**LOCKDOWN LEONARD:** Kawhi Leonard was named the 2015-16 Kia NBA Defensive Player of the Year on 4/17. Also having been the award recipient in 2014-15, Leonard is now the first small forward in NBA history to win the award in consecutive years. The 2016 All-Star is the first Spurs player ever to win multiple Defensive Player of the Year awards and joins Hakeem Olajuwon as one of only two players in NBA history to win multiple DPOY awards to go along with a Finals MVP. Other Spurs players who have won the league's Defensive Player of the Year award are David Robinson (1991-92) and Alvin Robertson (1985-86).

**FAST 200:** With the Spurs' win over Denver on 11/18/15, Kawhi Leonard became the second fastest player in NBA history to reach 200 career wins. Leonard finished the night with 20 points and 8 rebounds, earning his 200th career regular season victory in his 262nd game played.

**ALDRIDGE'S RISE:** LaMarcus Aldridge averaged 22.6 points and 9.2 rebounds while shooting .563 percent (126-224) from the floor and 90.1 (64-71) from the foul line in 14 games in the month of March. The five-time All-Star scored at least 20 points in 31 games and averaged 18.0 points, a team-best 8.5 rebounds and 1.09 blocks while shooting .513 percent from the floor (536-1045) and a career-high 85.8 percent (259-302) from the foul line on the season.

**SPURS SPLASHERS:** Only five players have hit over 500 shots from beyond the arc in a Spurs uniform, three of which were still on San Antonio's 2015-16 roster. They include: Matt Bonner, Manu Ginobili and Danny Green. On 1/6 vs. Utah, Green passed Bruce Bowen and moved into second place on the Silver and Black's all-time three pointers made list. Meanwhile Green hit his 700th career three-pointer with the Spurs at Houston on 2/27 and is now one of just two players in franchise history to knock down 700 threes. Green has recorded 725 three-pointers with the Spurs, while Manu Ginobili remains San Antonio's all-time leader in the category with 1,342.

**CAUSING HAVOC:** San Antonio finished ranked first in the NBA in opponent points per game (92.9), opponent free throw attempts per game (19.6) and opponent three-point field goal percentage (.331) this season.

# 2015-16 NBA STANDINGS

## EASTERN CONFERENCE

### ATLANTIC DIVISION

	W	L	PCT	GB	HOME	ROAD	LAST-10	STREAK
Toronto	56	26	.683	-	32-9	24-17	7-3	Won 4
Boston	48	34	.585	8	28-13	20-21	6-4	Won 1
New York	32	50	.390	24	18-23	14-27	3-7	Lost 2
Brooklyn	21	61	.256	35	14-27	7-34	0-10	Lost 10
Philadelphia	10	72	.122	46	7-34	3-38	1-9	Lost 4

### CENTRAL DIVISION

	W	L	PCT	GB	HOME	ROAD	LAST-10	STREAK
Cleveland	57	25	.695	-	33-8	24-17	6-4	Lost 1
Indiana	45	37	.549	12	26-15	19-22	7-3	Won 3
Detroit	44	38	.537	13	26-15	18-23	6-4	Won 1
Chicago	42	40	.512	15	26-15	16-25	6-4	Won 3
Milwaukee	33	49	.402	24	23-18	10-31	3-7	Lost 2

### SOUTHEAST DIVISION

	W	L	PCT	GB	HOME	ROAD	LAST-10	STREAK
Miami	48	34	.585	-	28-13	20-21	6-4	Lost 1
Atlanta	48	34	.585	-	27-14	21-20	6-4	Lost 2
Charlotte	48	34	.585	-	30-11	18-23	7-3	Won 2
Washington	41	41	.500	7	22-19	19-22	6-4	Won 3
Orlando	35	47	.427	13	23-18	12-29	6-4	Lost 1



## WESTERN CONFERENCE

### SOUTHWEST DIVISION

	W	L	PCT	GB	HOME	ROAD	LAST-10	STREAK
San Antonio	67	15	.817	-	40-1	27-14	6-4	Won 2
Dallas	42	40	.512	25	23-18	19-22	7-3	Lost 1
Memphis	42	40	.512	25	26-15	16-25	1-9	Lost 4
Houston	41	41	.500	26	23-18	18-23	6-4	Won 3
New Orleans	30	52	.366	37	21-20	9-32	4-6	Lost 3

### NORTHWEST DIVISION

	W	L	PCT	GB	HOME	ROAD	LAST-10	STREAK
Oklahoma City	55	27	.671	-	32-9	23-18	5-5	Lost 1
Portland	44	38	.537	11	28-13	16-25	7-3	Won 1
Utah	40	42	.488	15	24-17	16-25	5-5	Lost 2
Denver	33	49	.402	22	18-23	15-26	3-7	Lost 2
Minnesota	29	53	.354	26	14-27	15-26	5-5	Won 1

### PACIFIC DIVISION

	W	L	PCT	GB	HOME	ROAD	LAST-10	STREAK
Golden State	73	9	.890	-	39-2	34-7	8-2	Won 4
L.A. Clippers	53	29	.646	20	29-12	24-17	8-2	Lost 1
Sacramento	33	49	.402	40	18-23	15-26	5-5	Lost 1
Phoenix	23	59	.280	50	14-27	9-32	3-7	Won 1
L.A. Lakers	17	65	.207	56	12-29	5-36	2-8	Won 1



## NBA TEAM RANKINGS

### TEAM STATISTICS, RANK WITHIN LEAGUE

	ATL	BOS	BKN	CHA	CHI	CLE	DAL	DEN	DET	GS	HOU	IND	LAC	LAL	MEM	MIA	MIL	MIN	NO	NY	OKC	ORL	PHI	PHO	POR	SAC	SA	TOR	UTA	WAS
Points/game	12	5	26	11	21	8	16	20	19	1	4	17	7	30	24	23	25	15	13	27	2	18	29	22	6	3	10	14	28	9
FG pct.	11	24	13	27	22	10	20	21	25	1	14	17	6	30	23	4	5	7	19	26	3	12	29	28	16	8	2	15	18	9
FT pct.	8	6	18	5	7	21	3	14	30	16	27	15	29	11	9	23	22	4	13	1	10	17	28	20	19	26	2	12	24	25
3-pt FG pct.	15	28	13	8	3	7	23	26	22	1	19	14	6	30	29	27	21	25	9	20	18	16	24	17	4	10	2	5	12	11
Off. Reb./gm	30	3	14	28	9	12	26	6	2	21	7	17	29	11	8	22	15	20	23	16	1	18	24	5	4	13	25	19	10	27
Def. Reb./gm	13	15	25	4	3	11	9	19	11	1	27	10	17	24	30	6	29	28	7	2	21	26	15	8	14	5	18	23	22	
Rebounds/game	24	6	23	14	3	9	19	8	2	4	20	12	25	21	28	13	27	29	22	10	1	17	30	7	5	11	15	16	18	26
Assists/game	2	6	15	19	12	13	18	14	27	1	16	22	11	30	25	23	9	8	17	26	10	7	20	24	21	4	3	29	28	5
Steals/game	3	2	19	22	29	28	26	20	24	9	1	4	7	23	6	27	13	14	16	30	21	12	10	17	25	5	11	15	18	8
Turnovers/gm	22	12	19	1	13	10	2	18	9	24	27	30	3	11	6	14	25	23	8	7	26	14	29	30	17	28	4	5	21	16
Blocks/gm	5	22	25	12	8	27	29	16	30	2	13	17	10	24	21	1	7	19	23	9	4	15	3	28	18	20	6	11	14	26
Pers./Fouls/gm	7	29	2	3	5	14	8	23	6	19	28	11	24	13	27	4	17	18	22	10	16	19	25	30	26	15	1	9	12	21
DQ/game	15	29	11	20	8	2	2	15	6	18	24	11	6	20	2	2	23	11	8	27	11	27	20	29	24	24	1	8	18	15

### OPPONENT STATISTICS, RANK WITHIN LEAGUE

	ATL	BOS	BKN	CHA	CHI	CLE	DAL	DEN	DET	GS	HOU	IND	LAC	LAL	MEM	MIA	MIL	MIN	NO	NY	OKC	ORL	PHI	PHO	POR	SAC	SA	TOR	UTA	WAS	
Points/game	6	13	24	9	16	4	14	22	12	19	8	7	27	11	5	17	23	26	10	15	18	29	28	20	30	1	3	2	21		
FG pct.	1	7	30	12	8	14	15	21	22	3	19	6	2	29	18	9	17	28	27	10	5	20	25	26	16	24	4	11	13	23	
FT pct.	13	14	22	25	3	5	4	20	28	17	15	11	10	1	24	27	23	18	29	12	16	6	30	9	2	21	19	8	7	26	
3-pt FG pct.	6	4	24	14	10	13	9	26	16	2	21	3	5	11	22	12	15	17	25	7	8	19	20	30	27	23	1	29	18	28	
Off. Reb./gm	27	24	14	2	29	5	16	9	1	25	30	17	28	20	12	10	26	17	3	19	22	13	21	11	15	23	4	8	6	7	
Def. Reb./gm	25	22	14	29	20	8	26	11	16	9	10	19	24	28	6	7	3	27	15	1	21	30	18	13	17	5	4	2	23		
Rebounds/game	28	26	12	22	25	5	24	9	15	21	20	29	27	11	6	10	17	19	16	2	18	30	13	13	23	3	4	1	17		
Assists/game	15	6	27	23	19	8	14	25	9	16	29	4	7	30	13	2	28	20	21	3	10	21	24	17	11	26	4	12	1	18	
Steals/gm	23	14	27	2	19	7	11	20	4	24	29	16	4	11	3	10	22	17	3	9	26	13	25	30	15	28	8	1	18	21	
Turnovers/gm	5	2	16	21	29	24	18	20	22	15	1	7	9	28	3	27	8	13	19	20	6	11	10	12	25	6	14	23	7	4	
Blocks/gm	14	24	18	21	27	7	8	30	9	13	9	13	9	1	25	29	4	26	17	15	5	11	21	28	23	16	19	2	20	12	
Pers./Fouls/gm	29	10	28	14	26	12	8	11	5	19	1	13	2	24	9	20	21	7	17	25	30	25	6	22	4	22	3	18	16		
DQ/game	25	8	27	13	1	2	13	18	13	20	6	8	2	25	13	8	21	3	21	21	3	18	13	29	27	8	2	29	8	3	21

### COMBINATION TEAM/OPPONENT, RANK WITHIN LEAGUE

	Pts./game/diff.	7	8	28	9	18	4	16	23	14	1	15	11	6	29	20	12	26	24 <th>25 <th>22 <th>3 <th>19 <th>30 <th>27 <th>13 <th>21 <th>3 <th>2 <th>5 <th>10 <th>17</th> </th></th></th></th></th></th></th></th></th></th></th></th>	25 <th>22 <th>3 <th>19 <th>30 <th>27 <th>13 <th>21 <th>3 <th>2 <th>5 <th>10 <th>17</th> </th></th></th></th></th></th></th></th></th></th></th>	22 <th>3 <th>19 <th>30 <th>27 <th>13 <th>21 <th>3 <th>2 <th>5 <th>10 <th>17</th> </th></th></th></th></th></th></th></th></th></th>	3 <th>19 <th>30 <th>27 <th>13 <th>21 <th>3 <th>2 <th>5 <th>10 <th>17</th> </th></th></th></th></th></th></th></th></th>	19 <th>30 <th>27 <th>13 <th>21 <th>3 <th>2 <th>5 <th>10 <th>17</th> </th></th></th></th></th></th></th></th>	30 <th>27 <th>13 <th>21 <th>3 <th>2 <th>5 <th>10 <th>17</th> </th></th></th></th></th></th></th>	27 <th>13 <th>21 <th>3 <th>2 <th>5 <th>10 <th>17</th> </th></th></th></th></th></th>	13 <th>21 <th>3 <th>2 <th>5 <th>10 <th>17</th> </th></th></th></th></th>	21 <th>3 <th>2 <th>5 <th>10 <th>17</th> </th></th></th></th>	3 <th>2 <th>5 <th>10 <th>17</th> </th></th></th>	2 <th>5 <th>10 <th>17</th> </th></th>	5 <th>10 <th>17</th> </th>	10 <th>17</th>	17
Off. Reb. Pct.	30	10	15	29	13	9	25	5	2	19	6	20	28	21	8	17	11	14	24	18	1	22	26	7	3	16	23	12	4	27		
Def. Reb. Pct.	25	26	19	1	21	5	14	10	2	15	30	16	28	24	6	29	23	4	18	17	12	27	11	13	22	3	8	7	9			
Total Reb. Pct.	30	15	14	13	20	3	27	5	2	18	23	19	29	26	11	10	25	21	12	17	1	16	28	6	9	22	8	7	4	24		



## 2015-16 NBA AWARD WINNERS

**Most Valuable Player**  
**Defensive Player of the Year**  
**Most Improved Player**  
**Rookie of the Year**  
**Sixth Man**  
**J. Walter Kennedy Citizenship Award**  
**Coach of the Year**  
**Executive of the Year**

Stephen Curry, Golden State  
**Kawhi Leonard, San Antonio**  
 C.J. McCollum, Portland  
 Karl Anthony-Towns, Minnesota  
 Jamal Crawford, L.A. Clippers  
 Wayne Ellington, Brooklyn  
 Steve Kerr, Golden State  
**R.C. Buford, San Antonio**

## 2015-16 NBA ALL-NBA TEAMS

### FIRST TEAM

**Kawhi Leonard, San Antonio**  
 LeBron James, Cleveland  
 DeAndre Jordan, L.A. Clippers  
 Russell Westbrook, Oklahoma City  
 Stephen Curry, Golden State

### SECOND TEAM

Kevin Durant, Oklahoma City  
 DeMarcus Cousins, Sacramento  
 Draymond Green, Golden State  
 Chris Paul, L.A. Clippers  
 Damian Lillard, Portland

### THIRD TEAM

**LaMarcus Aldridge, San Antonio**  
 Paul George, Indiana  
 Andre Drummond, Detroit  
 Kyle Lowry, Toronto  
 Klay Thompson, Golden State

## 2015-16 NBA ALL-DEFENSIVE TEAMS

### FIRST TEAM

Avery Bradley, Boston  
 Draymond Green, Golden State  
**Kawhi Leonard, San Antonio**  
 DeAndre Jordan, L.A. Clippers  
 Chris Paul, L.A. Clippers

### SECOND TEAM

Paul Milsap, Atlanta  
 Paul George, Indiana  
 Tony Allen, Memphis  
 Hassan Whiteside, Miami  
 Jimmy Butler, Chicago

## 2015-16 ALL-ROOKIE TEAMS

### FIRST TEAM

Karl-Anthony Towns, Minnesota  
 Kristaps Porzingis, New York  
 Devin Booker, Phoenix  
 Nikola Jokic, Denver  
 Jahliil Okafor, Philadelphia

### SECOND TEAM

Justise Winslow, Miami  
 D'Angelo Russell, L.A. Lakers  
 Emmanuel Mudiay, Denver  
 Myles Turner, Indiana  
 Willie Cauley-Stein, Sacramento

## PLAYERS OF THE MONTH

**November:** Stephen Curry, Golden State  
 Paul George, Indiana  
**December:** Kevin Durant/Russell Westbrook, OKC  
 John Wall, Washington  
**January:** Kevin Durant, Oklahoma City  
 Kyle Lowry/DeMar DeRozan, Toronto  
**February:** Stephen Curry, Golden State  
 LeBron James, Cleveland  
**March:** Russell Westbrook, Oklahoma City  
 LeBron James, Cleveland  
**April:** James Harden, Houston  
 LeBron James, Cleveland

**November:** Karl-Anthony Towns, Minnesota  
 Kristaps Porzingis, New York  
**December:** Karl-Anthony Towns, Minnesota  
 Kristaps Porzingis, New York  
**January:** Karl-Anthony Towns, Minnesota  
 Kristaps Porzingis, New York  
**February:** Karl-Anthony Towns, Minnesota  
 Myles Turner, Indiana  
**March:** Karl-Anthony Towns, Minnesota  
 Josh Richardson, Miami  
**April:** Karl-Anthony Towns, Minnesota  
 Norman Powell, Toronto

## ROOKIES OF THE MONTH

## COACHES OF THE MONTH

**November:** David Blatt, Cleveland  
 Luke Walton, Golden State  
**December:** Scott Skiles, Orlando  
**Gregg Popovich, San Antonio**  
**January:** Dwane Casey, Toronto  
 Doc Rivers, L.A. Clippers

**February:** Brad Stevens, Boston  
 Terry Stotts, Portland  
**March:** Steve Clifford, Charlotte  
 Steve Kerr, Golden State  
**April:** Frank Vogel, Indiana  
 Doc Rivers, L.A. Clippers

# 2015-16 NBA LEADERS

## NBA LEAGUE LEADERS

INCLUDES GAMES OF WEDNESDAY, APRIL 13, 2016

### SCORING AVERAGE

	G	FG	FT	PTS	AVG	REBOUNDS PER GAME	G	OFF	DEF	TOT	AVG	ASSISTS PER GAME	G	AST	AVG
Curry, G.S.	79	805	363	2375	30.1	Drummond, Det.	81	395	803	1198	14.8	Rondo, Sac.	72	839	11.7
Harden, Hou.	82	710	720	2376	29.0	Jordan, LA-C	77	267	732	1039	13.8	Westbrook, OKC.	80	834	10.4
Durant, OKC.	72	698	447	2029	28.2	Whiteside, Mia.	73	238	627	865	11.8	Wall, Was.	77	789	10.2
Cousins, Sac.	65	601	476	1748	26.9	Howard, Hou.	71	238	597	835	11.8	Paul, LA-C	74	738	10.0
James, Cle.	76	737	359	1920	25.3	Cousins, Sac.	65	158	589	747	11.5	Rubio, Min.	76	657	8.6
Lillard, Por.	75	618	414	1879	25.1	Gasol, Chi.	72	155	638	793	11.0	Harden, Hou.	82	612	7.5
Davis, N.O.	61	560	326	1481	24.3	Gobert, Utah	61	208	460	668	11.0	Green, G.S.	81	598	7.4
Westbrook, OKC.	80	656	465	1878	23.5	Towns, Min.	82	228	629	857	10.5	Lillard, Por.	75	512	6.8
DeRozan, Tor.	78	614	555	1830	23.5	Davis, N.O.	61	130	497	627	10.3	James, Cle.	76	514	6.8
George, Ind.	81	605	454	1874	23.1	Randle, LA-L	81	172	657	829	10.2	Curry, G.S.	79	527	6.7
Thomas, Bos.	82	591	474	1823	22.2	Love, Cle.	77	149	613	762	9.9	Smith, N.O.-Phi.	77	502	6.5
K. Thompson, G.S.	80	651	193	1771	22.1	Gortat, Was.	75	222	519	741	9.9	Lowry, Tor.	77	494	6.4
Anthony, N.Y.	72	567	334	1573	21.8	Green, G.S.	81	134	635	769	9.5	Payton, Orl.	73	467	6.4
Lowry, Tor.	77	512	398	1634	21.2	Pachulia, Dal.	76	249	469	718	9.4	Jackson, Det.	79	492	6.2
<b>Leonard, S.A.</b>	<b>72</b>	<b>551</b>	<b>292</b>	<b>1523</b>	<b>21.2</b>	Valanciunas, Tor.	60	184	363	547	9.1	Thomas, Bos.	82	509	6.2
Butler, Chi.	67	470	395	1399	20.9	Young, Bkn.	73	176	484	660	9.0	Holiday, N.O.	65	391	6.0
Walker, Cha.	81	568	371	1689	20.9	Millsap, Atl.	81	198	534	732	9.0	Teague, Atl.	79	470	5.9
McCollum, Por.	80	641	187	1666	20.8	Thompson, Cle.	82	268	470	738	9.0	Dragic, Mia.	72	419	5.8
Wiggins, Min.	81	594	430	1675	20.7	Vucevic, Orl.	65	174	402	576	8.9	Williams, Dal.	65	378	5.8
Lopez, Bkn.	73	591	317	1501	20.6	Monroe, Mil.	79	218	478	696	8.8	Batum, Cha.	70	403	5.8

### FIELD GOAL PCT.

	FG	FGA	PCT	3-PT FIELD GOAL PCT.	3FG	3GA	PCT	FREE THROW PCT.	FT	FTA	PCT
Jordan, LA-C	357	508	.703	Redick, LA-C	200	421	.475	Curry, G.S.	363	400	.908
Howard, Hou.	372	600	.620	Curry, G.S.	402	886	.454	Crawford, LA-C	245	271	.904
Whiteside, Mia.	413	682	.606	<b>Leonard, S.A.</b>	<b>129</b>	<b>291</b>	<b>.443</b>	Durant, OKC.	447	498	.898
Kanter, OKC.	414	719	.576	Bayless, Mil.	101	231	.437	Paul, LA-C	294	328	.896
Gortat, Was.	433	764	.567	McDermott, Chi.	110	259	.425	Nowitzki, Dal.	250	280	.893
Valanciunas, Tor.	303	536	.565	K. Thompson, G.S.	276	650	.425	Lillard, Por.	414	464	.892
Faried, Den.	349	626	.558	Dudley, Was.	100	238	.420	<b>Martin, Min.-S.A.</b>	<b>153</b>	<b>172</b>	<b>.890</b>
Towns, Min.	625	1153	.542	McCollum, Por.	197	472	.417	Middleton, Mil.	277	312	.888
Lopez, N.Y.	357	662	.539	Parsons, Dal.	104	251	.414	Redick, LA-C	182	205	.888
Dieng, Min.	308	579	.532	Calderon, N.Y.	84	203	.414	Irving, Cle.	169	191	.885

### STEALS PER GAME

	G	STL	AVG	BLOCKS PER GAME	G	BLK	AVG	MINUTES PER GAME	G	MIN	AVG
Curry, G.S.	79	169	2.14	Whiteside, Mia.	73	269	3.68	Harden, Hou.	82	3125	38.1
Rubio, Min.	76	162	2.13	Jordan, LA-C	77	177	2.30	Lowry, Tor.	77	2851	37.0
Paul, LA-C	74	152	2.05	Gobert, Utah	61	135	2.21	Butler, Chi.	67	2474	36.9
Lowry, Tor.	77	158	2.05	Davis, N.O.	61	125	2.05	Caldwell-Pope, Det.	76	2789	36.7
Westbrook, OKC.	80	163	2.04	Gasol, Chi.	72	146	2.03	Hayward, Utah	80	2893	36.2
Ariza, Hou.	81	160	1.98	Ibaka, OKC.	78	148	1.90	Wall, Was.	77	2784	36.2
Rondo, Sac.	72	141	1.96	Porzingis, N.Y.	72	134	1.86	Middleton, Mil.	79	2852	36.1
Wall, Was.	77	145	1.88	Millsap, Atl.	81	139	1.72	DeRozan, Tor.	78	2804	35.9
George, Ind.	81	152	1.88	Lopez, Bkn.	73	124	1.70	Durant, OKC.	72	2578	35.8
Ellis, Ind.	81	150	1.85	Towns, Min.	82	138	1.68	Morris, Det.	80	2856	35.7

# 2015-16 NBA TEAM STATS

## TEAM STATISTICS

TEAM	G	FIELD GOALS			3-PT. F.G.'S			FREE THROWS			-- REBOUNDS --			----- MISCELLANEOUS -----					SCORING		
		MADE	ATT.	PCT.	MADE	ATT.	PCT.	MADE	ATT.	PCT.	OFF.	DEF.	TOT.	AST	PF	DQ	STL	TO	BLK	PTS	AVG.
G.S.	82	3489	7159	.487	1077	2592	.416	1366	1790	.763	816	2972	3788	2373	1701	9	689	1245	498	9421	114.9
OKC.	82	3372	7082	.476	678	1946	.348	1616	2067	.782	1071	2916	3987	1883	1691	7	633	1305	487	9038	110.2
Sac.	82	3283	7083	.464	660	1839	.359	1514	2089	.725	868	2760	3628	2009	1676	12	821	1326	368	8740	106.6
Hou.	82	3094	6847	.452	878	2533	.347	1671	2407	.694	930	2601	3531	1821	1790	12	821	1307	430	8737	106.5
Bos.	82	3216	7318	.439	717	2142	.335	1520	1929	.788	950	2733	3683	1981	1796	17	552	1127	348	8669	105.7
Port.	82	3167	7040	.450	864	2335	.370	1424	1889	.754	948	2782	3730	1748	1782	12	562	1200	380	8622	105.1
LA-C	82	3141	6759	.465	797	2190	.364	1490	2152	.692	721	2727	3448	1873	1746	5	709	1063	460	8569	104.5
Clev.	82	3171	6888	.460	880	2428	.362	1333	1783	.748	873	2777	3650	1861	1666	4	551	1114	317	8555	104.3
Wash.	82	3238	7033	.460	709	1983	.358	1349	1849	.730	743	2688	3431	2005	1708	8	708	1186	323	8534	104.1
<b>S.A.</b>	<b>82</b>	<b>3289</b>	<b>6797</b>	<b>.484</b>	<b>570</b>	<b>1518</b>	<b>.375</b>	<b>1342</b>	<b>1672</b>	<b>.803</b>	<b>770</b>	<b>2831</b>	<b>3601</b>	<b>2010</b>	<b>1433</b>	<b>1</b>	<b>677</b>	<b>1071</b>	<b>485</b>	<b>8420</b>	<b>103.5</b>
Cha.	82	3036	6922	.439	873	2410	.362	1534	1941	.790	734	2869	3603	1778	1487	10	595	1029	438	8479	103.4
Atl.	82	3168	6923	.458	815	2326	.350	1282	1638	.783	679	2772	3451	2100	1570	8	747	1226	486	8433	102.8
N.O.	82	3153	7040	.448	702	1952	.360	1415	1823	.776	782	2712	3494	1818	1713	6	633	1102	342	8423	102.7
Tor.	82	3006	6669	.451	708	1915	.370	1702	2190	.777	836	2724	3560	1536	1610	6	636	1073	449	8422	102.7
Minn.	82	3095	6668	.464	455	1347	.338	1753	2213	.792	821	2587	3408	1696	1696	7	656	1231	375	8398	102.4
Dall.	82	3064	6900	.444	806	2342	.344	1454	1831	.794	751	2751	3532	1813	1595	4	560	1047	306	8388	102.3
Ind.	82	3142	6985	.450	663	1889	.351	1430	1872	.764	847	2779	3626	1744	1641	7	742	1219	391	8377	102.2
Orl.	82	3242	7120	.455	636	1818	.350	1249	1649	.757	843	2709	3552	1933	1701	13	673	1155	417	8369	102.1
Det.	82	3111	7087	.439	740	2148	.345	1399	2095	.668	1021	2777	3798	1594	1557	5	573	1110	304	8361	102.0
Den.	82	3093	7003	.442	656	1943	.338	1513	1974	.766	941	2718	3659	1858	1723	8	609	1202	395	8355	101.9
Chi.	82	3165	7170	.441	651	1753	.371	1354	1720	.787	907	2889	3796	1870	1545	6	495	1141	470	8335	101.6
Phoe.	82	3051	7018	.435	738	2118	.348	1431	1905	.751	943	2733	3676	1701	1858	17	632	1410	313	8271	100.9
Miami	82	3150	6697	.470	498	1480	.336	1406	1889	.744	807	2811	3618	1709	1502	4	553	1155	531	8204	100.0
Mem.	82	3019	6859	.440	504	1521	.331	1584	2024	.783	916	2497	3413	1697	1783	4	724	1090	350	8126	99.1
Milw.	82	3145	6740	.467	440	1277	.345	1392	1863	.747	858	2559	3417	1895	1695	11	672	1247	475	8122	99.0
Bkn.	82	3136	6920	.453	531	1508	.352	1286	1699	.757	863	2614	3477	1829	1476	7	627	1212	332	8089	98.6
N.Y.	82	3022	6886	.439	610	1762	.346	1411	1753	.805	850	2788	3638	1682	1616	13	467	1099	466	8065	98.4
Utah	82	2957	6593	.449	694	1955	.355	1402	1885	.744	880	2665	3545	1554	1655	9	631	1224	425	8016	97.7
Phil.	82	2970	6887	.431	764	2255	.339	1284	1850	.694	777	2605	3382	1765	1780	10	680	1343	495	7988	97.4
LA-L	82	2880	6956	.414	639	2016	.317	1583	2028	.781	878	2645	3523	1478	1662	10	593	1124	337	7982	97.3

## OPPONENT STATISTICS

TEAM	G	FIELD GOALS			3-PT. F.G.'S			FREE THROWS			-- REBOUNDS --			----- MISCELLANEOUS -----					--- SCORING ---		
		MADE	ATT.	PCT.	MADE	ATT.	PCT.	MADE	ATT.	PCT.	OFF.	DEF.	TOT.	AST	PF	DQ	STL	TO	BLK	PTS	AVG.
<b>S.A.</b>	<b>2928</b>	<b>6709</b>	<b>.436</b>	<b>541</b>	<b>1634</b>	<b>.331</b>	<b>1221</b>	<b>1611</b>	<b>.758</b>	<b>747</b>	<b>2576</b>	<b>3323</b>	<b>1707</b>	<b>1597</b>	<b>3</b>	<b>592</b>	<b>1214</b>	<b>317</b>	<b>7618</b>	<b>82.9</b>	<b>+10.6</b>
Utah	2920	6549	.446	649	1819	.357	1374	1842	.746	764	2522	3286	1568	1629	12	652	1146	385	7863	95.9	+1.8
Tor.	2991	6732	.444	717	1922	.373	1354	1809	.748	782	2561	3343	1781	1801	10	534	1094	442	8053	98.2	+4.5
Clev.	3019	6736	.448	647	1862	.347	1378	1855	.743	760	2604	3364	1756	1690	13	590	1092	362	8063	98.3	+6.0
Miami	3054	6914	.442	605	1742	.347	1356	1761	.770	803	2580	3383	1657	1600	10	612	1060	337	8069	98.4	+1.6
Atl.	3046	7058	.432	679	2008	.338	1366	1810	.755	944	2869	3813	1808	1508	5	706	1324	411	8137	99.2	+3.6
LA-C	3015	6946	.434	645	1910	.338	1543	2055	.751	968	2861	3829	1740	1842	11	583	1260	259	8218	100.2	+4.3
Ind.	3065	6962	.440	679	2035	.334	1428	1901	.751	877	2774	3651	1707	1676	10	634	1297	366	8237	100.5	+1.7
Cha.	3098	6971	.444	726	2080	.349	1334	1735	.769	726	2936	3662	1901	1670	9	553	1102	448	8256	100.7	+2.7
N.Y.	3114	7035	.443	626	1837	.341	1435	1904	.754	890	2733	3623	1703	1520	6	589	927	343	8289	101.1	-2.7
Mem.	2947	6459	.456	797	2185	.365	1619	2107	.768	830	2711	3541	1792	1732	9	576	1327	469	8310	101.3	-2.2
Det.	3182	6903	.461	596	1679	.355	1351	1726	.783	725	2763	3488	1766	1773	9	583	1099	366	8311	101.4	+0.6
Bos.	3075	6973	.441	643	1911	.336	1613	2136	.755	932	2838	3770	1715	1718	10	622	1348	450	8406	102.5	+3.2
Dall.	3144	6971	.451	743	2170	.342	1382	1873	.738	868	2887	3755	1800	1757	9	617	1142	363	8413	102.6	-0.3
OKC.	3150	7192	.438	667	1949	.342	1474	1950	.756	923	2373	3296	1767	1653	12	719	1068	373	8441	102.9	+7.3
Chi.	3234	7333	.441	651	1885	.345	1337	1813	.737	969	2798	3767	1848	1535	15	655	979	465	8456	103.1	-1.5
Port.	3097	6817	.454	765	2171	.352	1506	1961	.768	942	2583	3525	2013	1600	6	679	1262	462	8465	103.2	-4.2
Orl.	3150	6850	.460	732	2041	.359	1470	1971	.746	832	2800	3632	1899	1497	8	620	1240	448	8502	103.7	-1.6
G.S.	3188	7330	.435	640	1928	.332	1523	2013	.757	937	2662	3599	1823	1627	7	710	1185	336	8539	104.1	+10.8
Port.	3146	6945	.453	700	1888	.371	1562	2129	.734	867	2716	3583	1770	1597	4	630	1088	424	8554	104.3	+0.8
Wash.	3170	6868	.462	737	1987	.371	1498	1947	.769	773	2858	3631	1846	1651	6	661	1325	356	8575	104.6	-0.5
Den.	3182	6904	.461	754	2034	.371	1491	1958	.761	799	2700	3499	1924	1712	8	660	1122	517	8609	105.0	-3.1
Minn.	3276	6962	.471	742	2089	.355	1394	1842	.757	877	2558	3435	1857	1768	12	638	1220	427	8688	106.0	-3.5
Bkn.	3345	6984	.479	775	2100	.369	1227	1608	.763	84											

# 2016 SPURS PLAYOFF STATS

## 2016 PLAYOFF GAME-BY-GAME (6-4)

### POSTSEASON

Date	Opponent	Team/Opp	Home	Road	Total	High Scoring	High Rebounds	High Assists	Opponent Scoring	Atten.
Apr 17	MEMPHIS	W106- 74	1-0	0-0	1-0	Leonard-20	Duncan-11	Parker-6	V. Carter-16	18,418
Apr 19	MEMPHIS	W 94- 68	2-0	0-0	2-0	Mills-16	Duncan-9	Parker-4	Allen-12	18,418
Apr 22	@Memphis	W 96- 87	2-0	1-0	3-0	Leonard-32	Aldridge-10	Duncan-4	Randolph-20	18,119
Apr 24	@Memphis	W116- 95	2-0	1-0	4-0	Leonard-21	Aldridge-10	Parker-7 Leonard-4	Stephenson-26	18,119
Apr 30	OKLAHOMA CITY	W124- 92	3-0	2-0	5-0	Aldridge-38	Anderson-7	Parker-12	Ibaka-19	18,418
May 2	OKLAHOMA CITY	L 97- 98	3-1	2-0	5-1	Aldridge-41	Duncan-9	Parker-6	Westbrook-29	18,418
May 6	@Oklahoma Cit	W100- 96	3-1	3-0	6-1	Leonard-31	Leonard-11	Parker-5	Westbrook-31	18,203
May 8	@Oklahoma Cit	L 97-111	3-1	3-1	6-2	Parker-22	West-7	Parker-3 Mills-3	Durant-41	18,203
May 10	OKLAHOMA CITY	L 91- 95	3-2	3-1	6-3	Leonard-26	Aldridge-9	Parker-5	Westbrook-35	18,418
May 12	@Oklahoma Cit	L 99-113	3-2	3-2	6-4	Leonard-22	Aldridge-14	Leonard-5	Durant-37	18,203

Through May 16 (6-4)

SAN ANTONIO SPURS

2016 PLAYOFFS / ALL ROUNDS COMBINED

PLAYER	G	GS	MIN	-FIELD GOALS-			-3-POINT FG-			-FREE THROWS-			--REBOUNDS--			STL	TO	BLK	PTS	AVG			
				FG	FGA	PCT	FG	FGA	PCT	FT	FTA	PCT	OFF	DEF	TOT						AST	PF	DQ
Leonard	10	10	339	83	166	.500	17	39	.436	42	51	.824	14	49	63	28	21	0	26	16	14	225	22.5
Aldridge	10	10	337	88	169	.521	2	2	1.000	41	46	.891	22	61	83	10	18	0	4	11	14	219	21.9
Parker	10	10	264	44	98	.449	4	16	.250	12	14	.857	1	21	22	53	15	0	6	18	2	104	10.4
Green	10	10	167	30	65	.462	24	48	.500	2	3	.667	0	31	31	7	20	0	21	6	8	86	8.6
Ginobili	10	0	192	20	47	.426	9	21	.429	18	23	.783	6	21	27	25	25	1	8	7	3	67	6.7
Mills	10	0	167	23	53	.434	13	36	.361	7	11	.636	0	14	14	20	3	0	7	8	0	66	6.6
Duncan	10	10	218	22	52	.423	0	0	---	15	21	.714	10	38	48	14	18	0	2	10	13	59	5.9
West	10	0	176	25	55	.455	3	6	.500	5	9	.556	13	24	37	13	19	0	6	7	7	58	5.8
Diaw	9	0	159	21	46	.457	2	6	.333	3	4	.750	2	17	19	21	9	0	2	6	4	47	5.2
Martin	5	0	49	8	20	.400	4	8	.500	2	3	.667	0	4	4	3	5	0	1	6	0	22	4.4
Simmons	3	0	26	4	10	.400	2	3	.667	1	2	.500	3	1	4	2	4	0	2	1	0	11	3.7
Marjanovic	7	0	42	8	12	.667	0	0	---	8	9	.889	4	10	14	3	10	0	0	3	2	24	3.4
Anderson	10	0	129	8	25	.320	1	3	.333	6	7	.857	2	22	24	7	11	0	6	4	3	23	2.3
Miller	5	0	35	3	7	.429	1	3	.333	2	2	1.000	2	3	5	7	4	0	0	0	0	9	1.8
TEAM	10	-	2400	387	825	.469	82	191	.429	164	205	.800	79	316	395	213	182	1	91	116	70	1020	102.0
OPONENTS	10	-	2400	349	813	.429	62	201	.308	169	218	.775	125	311	436	181	199	1	69	150	47	929	92.9

PLAYER	-- SINGLE-GAME HIGHS --										-- CAREER HIGHS (C=SET, T=TIED THIS SEASON) --										
	MIN	REB	AST	ST	TO	BLK	PTS	FG	FGA	FT	FTA	REB	AST	PTS	FG	FGA	FT	FTA	REB	AST	PTS
Leonard	42	11	5	2	4	5	33	9	6.3	2.8	2.60	1.6	1.40	22.5	13	23C	10C	14C	16	5T	32T
Aldridge	44	14	3	2	4	41	33.7	8.3	1.0	0.40	1.1	1.40	21.9	18T	34	10T	13	18	5	46	
Parker	35	8	12	1	2	22	26.4	2.2	5.3	0.60	1.8	0.20	10.4	18	29	13	16	10	18	43	
Green	36	5	2	4	2	30	26.7	3.1	0.7	2.10	0.6	0.80	8.6	9	15	3	4	9	4	27	
Ginobili	27	7	5	2	1	11	19.2	2.7	2.5	0.80	0.7	0.30	6.7	11	24	15	17	11	11	39	
Mills	21	4	3	2	0	16	16.7	1.4	2.0	0.70	0.8	0.00	6.6	8	17	6	6	5	4	18	
Duncan	34	11	4	1	2	3	19	21.8	4.8	1.4	2.0	1.0	1.30	5.9	16	30	19	23	25	11	41
West	25	7	2	3	2	11	17.6	3.7	1.3	0.60	0.7	0.70	5.8	16	26	9	10	14	8	38	
Diaw	22	4	5	1	2	11	17.6	2.1	2.3	0.22	0.7	0.44	5.2	13	23	11	11	12	9	34	
Martin	17	2	1	1	4	10	9.9	0.8	0.6	0.20	1.2	0.00	4.4	8	17	10	10	8	3	26	
Simmons	15	3	1	1	0	8	8.5	1.3	0.7	0.67	0.3	0.00	3.7	3C	6C	1C	2C	3C	1C	8C	
Marjanovic	10	5	2	0	1	2	8	6.0	2.0	0.4	0.00	0.4	0.29	3.4	3C	5C	4C	5C	5C	2C	8C
Anderson	23	7	3	3	1	6	12.9	2.4	0.7	0.60	0.4	0.30	2.3	2C	6C	4C	4C	7C	3C	6C	
Miller	11	3	4	0	0	5	7.0	1.0	1.4	0.00	0.0	0.00	1.8	12	24	10	12	11	9	31	
TEAM	240	44	39	13	19	12	240	439	21.3	9.10	11.6	7.00	102.0	67	124	39	54	75	51	152	
OPONENTS	240	54	23	14	20	8	113	240.0	39.5	18.1	6.90	15.0	4.70	92.9	58	111	49	51	65	40	141

OVERALL	RECORD	HOME	ROAD	OT
6-4	3-2	3-2		
Atlantic				
Central				
Southeast				
EASTERN				
Southwest	4-0	2-0	2-0	
Northwest	2-4	1-2	1-2	
Pacific				
WESTERN	6-4	3-2	3-2	

Head Coach: Gregg Popovich

W/Club : 20 Years 158 Won 98 Lost .617 Pct.

W/Club : 20 Years 158 Won 98 Lost .617 Pct.

### TEAM WINNING & LOSING STREAKS:

OVERALL	HOME	ROAD
Loss- 3	Loss- 2	Loss- 2
Long Win- 5	Win- 3	Win- 3
Loss- 3	Loss- 2	Loss- 2
Last Win -05/06 @ OKC 100-96	Win -04/30 vsOKC 124-92	Win -05/06 @ OKC 100-96
Loss-05/12 @ OKC 99-113	Loss-05/10 vsOKC 91-95	Loss-05/12 @ OKC 99-113

WON	LOST	OFFENSE	VsOPP	HOME ATTENDANCE
0	0			
		100+ 4-0	If Opp W/L to date:	5 Games
		100C 2-4	.500+ 2-4	92,090 Total
		Defense .500-	3-0	18,418 Average
		100+ 0-2		18,418 High
		100C 6-2		3 Sellouts
Apr.	5			

After 10 games last season: W 3 L 4

MARGINS	1	2	3	4	5	6	7	8	9	10	11	12	13	14	15	16	17	18	19	20	21	22	23
Won By:	1																					1	
Lost By:	1												2										
Won By:	24	25	26	27	28	29	30	31	32	33	34	35	36	37	38	39	40	41	42	43	44	45	46+
Lost By:		1						2															

At Start Of:	OVERALL	HOME	ROAD	FG%	OVERALL	HOME	ROAD
2nd- Ahead:	6-1	3-0	3-1	-44%	1-3	0-2	1-1
- Behind:	0-3	0-2	0-1	45-49%	3-1	1-0	2-1
- Tied:	0-0	0-0	0-0	50-54%	1-0	1-0	0-0
3rd- Ahead:	6-2	3-1	3-1	55-59%	0-0	0-0	0-0
- Behind:	0-2	0-1	0-1	+60%	1-0	1-0	0-0
- Tied:	0-0	0-0	0-0				
4th- Ahead:	5-2	3-1	2-1				
- Behind:	1-2	0-1	1-1				
- Tied:	0-0	0-0	0-0				

# 2016 SPURS PLAYOFF HIGHS

## SPURS PLAYOFF HIGHS

PLAYER	MINUTES	FIELD GOALS		FREE THROWS		REBOUNDS		TOTAL	ASSISTS	STEALS	TURNOVERS	BLOCKED SHOTS		POINTS
		OFFENSIVE	DEFENSIVE	OFFENSIVE	DEFENSIVE	OFFENSIVE	DEFENSIVE					OFFENSIVE	DEFENSIVE	
LAMARCUS ALDRIDGE	44 MAY. 6 at OKC.	19T APR. 30 vs OKC.	10T MAY. 2 vs OKC.	3 (4) MAY. 10 vs OKC.	13C MAY. 12 at OKC.	14 MAY. 12 at OKC.	3 (2) MAY. 10 vs OKC.	2 MAY. 10 vs OKC.	2 (4) MAY. 10 vs OKC.	4 APR. 19 vs Mem.	4 APR. 19 vs Mem.	41 MAY. 2 vs OKC.		
KYLE ANDERSON	23C APR. 30 vs OKC.	2C (3) MAY. 12 at OKC.	4C APR. 19 vs Mem.	1C (2) APR. 30 vs OKC.	7C APR. 19 vs Mem.	7C (2) APR. 30 vs OKC.	3C APR. 24 at Mem.	3C MAY. 8 at OKC.	1C (4) MAY. 12 at OKC.	1C (3) APR. 30 vs OKC.	6C MAY. 12 at OKC.			
BORIS DIAW	22 APR. 24 at Mem.	5 MAY. 8 at OKC.	2 APR. 24 at Mem.	2 MAY. 8 at OKC.	4 APR. 30 vs OKC.	4 APR. 30 vs OKC.	5 APR. 17 vs Mem.	1 (2) MAY. 6 at OKC.	2 MAY. 10 vs OKC.	2 APR. 19 vs Mem.	11 MAY. 8 at OKC.			
TIM DUNCAN	34 MAY. 12 at OKC.	7 MAY. 12 at OKC.	5 MAY. 12 at OKC.	2 (3) MAY. 12 at OKC.	10 APR. 17 vs Mem.	11 APR. 17 vs Mem.	4 APR. 19 vs Mem.	1 (2) APR. 19 vs Mem.	2 (3) MAY. 12 at OKC.	3 APR. 24 at OKC.	19 MAY. 12 at OKC.			
MANU GINOBILI	27 APR. 22 at Mem.	5 MAY. 2 vs OKC.	3 (4) MAY. 6 at OKC.	2 (2) MAY. 10 vs OKC.	7 APR. 17 vs Mem.	7 APR. 17 vs Mem.	5 (2) APR. 30 vs OKC.	2 (2) MAY. 6 at OKC.	2 (2) MAY. 6 at OKC.	1 (3) MAY. 10 vs OKC.	11 (2) MAY. 2 vs OKC.			
DANNY GREEN	36 MAY. 2 vs OKC.	7 MAY. 10 vs OKC.	1 (2) MAY. 12 at OKC.	0 MAY. 12 at OKC.	5 (2) MAY. 8 at OKC.	5 (2) MAY. 8 at OKC.	2 APR. 19 vs Mem.	4 MAY. 2 vs OKC.	2 APR. 24 at Mem.	3 (2) APR. 30 vs OKC.	20 MAY. 10 vs OKC.			
KAWHI LEONARD	42 APR. 22 at Mem.	12 MAY. 10 vs OKC.	10C MAY. 6 at OKC.	3 (2) MAY. 12 at OKC.	9 MAY. 6 at OKC.	11 MAY. 6 at OKC.	5T (2) MAY. 12 vs OKC.	5T MAY. 10 vs OKC.	4 MAY. 8 at OKC.	5C APR. 22 at Mem.	32T APR. 22 at Mem.			
BOBAN MARJANOVIC	10C APR. 17 vs Mem.	3C APR. 17 vs Mem.	4C APR. 24 at Mem.	3C APR. 30 vs OKC.	3C APR. 24 at Mem.	5C APR. 30 vs OKC.	2C APR. 30 vs OKC.	0C MAY. 2 vs OKC.	1C (3) MAY. 2 vs OKC.	2C APR. 30 vs OKC.	8C APR. 24 at Mem.			
KEVIN MARTIN Min.-S.A.	17 APR. 19 vs Mem.	4 APR. 17 vs Mem.	2 APR. 19 vs Mem.	0 APR. 19 vs Mem.	2 MAY. 12 at OKC.	2 MAY. 12 at OKC.	1 (3) APR. 30 vs OKC.	1 APR. 30 vs OKC.	4C APR. 19 vs Mem.	0 APR. 19 vs Mem.	10 (2) APR. 19 vs Mem.			
KEVIN MARTIN S.A.	17 APR. 19 vs Mem.	4 APR. 17 vs Mem.	2 APR. 19 vs Mem.	0 APR. 19 vs Mem.	2 MAY. 12 at OKC.	2 MAY. 12 at OKC.	1 (3) APR. 30 vs OKC.	1 APR. 30 vs OKC.	4C APR. 19 vs Mem.	0 APR. 19 vs Mem.	10 (2) APR. 19 vs Mem.			
ANDRE MILLER Min.-S.A.	11 APR. 30 vs OKC.	2 APR. 30 vs OKC.	2 APR. 19 vs Mem.	2 MAY. 12 at OKC.	1 (3) MAY. 12 at OKC.	3 MAY. 12 at OKC.	4 MAY. 12 at OKC.	0 MAY. 12 at OKC.	0 MAY. 12 at OKC.	0 MAY. 12 at OKC.	5 APR. 30 vs OKC.			
ANDRE MILLER S.A.	11 APR. 30 vs OKC.	2 APR. 30 vs OKC.	2 APR. 19 vs Mem.	2 MAY. 12 at OKC.	1 (3) MAY. 12 at OKC.	3 MAY. 12 at OKC.	4 MAY. 12 at OKC.	0 MAY. 12 at OKC.	0 MAY. 12 at OKC.	0 MAY. 12 at OKC.	5 APR. 30 vs OKC.			
FATTY MILLS	21 MAY. 2 vs OKC.	5 APR. 19 vs Mem.	4 APR. 17 vs Mem.	0 APR. 17 vs Mem.	4 (2) MAY. 10 vs OKC.	4 (2) MAY. 10 vs OKC.	3 (2) MAY. 12 at OKC.	2 APR. 17 vs Mem.	2T (2) MAY. 12 at OKC.	0 MAY. 12 at OKC.	16 APR. 19 vs Mem.			
TONY PARKER	35 MAY. 6 at OKC.	10 MAY. 8 at OKC.	3 (2) APR. 24 at Mem.	1 MAY. 10 vs OKC.	9C MAY. 6 at OKC.	8 MAY. 6 at OKC.	12 APR. 30 vs OKC.	1 (6) MAY. 12 at OKC.	4 MAY. 8 at OKC.	1T (2) MAY. 10 vs OKC.	22 MAY. 8 at OKC.			
JONATHAN SIMMONS	15C APR. 24 at Mem.	3C APR. 24 at Mem.	1C APR. 24 at Mem.	2C APR. 24 at Mem.	1C APR. 24 at Mem.	3C APR. 24 at Mem.	1C (2) APR. 24 at Mem.	1C (2) APR. 24 at Mem.	1C APR. 17 vs Mem.	0C APR. 24 at Mem.	8C APR. 24 at Mem.			
DAVID WEST	25 (2) MAY. 8 at OKC.	4 (2) MAY. 8 at OKC.	2 (2) APR. 24 at Mem.	4 APR. 24 at Mem.	5 MAY. 8 at OKC.	7 MAY. 8 at OKC.	2 (6) MAY. 8 at OKC.	3T APR. 24 at Mem.	2 APR. 17 vs Mem.	1 (7) MAY. 12 at OKC.	11 APR. 24 at Mem.			
SPURS High Games	240 (10) MAY. 12 at OKC.	51 APR. 30 vs OKC.	26 APR. 24 at Mem.	13 APR. 24 at Mem.	41 APR. 19 vs Mem.	44 (2) APR. 19 vs Mem.	39 APR. 30 vs OKC.	13 APR. 17 vs Mem.	19 APR. 19 vs Mem.	12 APR. 22 at Mem.	124 APR. 30 vs OKC.			
SPURS Low Games	240 (10) MAY. 12 at OKC.	31 APR. 19 vs Mem.	11 MAY. 2 vs OKC.	3 APR. 19 vs Mem.	25 MAY. 8 at OKC.	34 MAY. 8 at OKC.	12 MAY. 8 at OKC.	5 APR. 30 vs OKC.	8 MAY. 10 vs OKC.	2 MAY. 8 at OKC.	91 MAY. 10 vs OKC.			
OPPONENTS High Games	240 (10) MAY. 12 at OKC.	40 (2) MAY. 12 at OKC.	27 MAY. 12 at OKC.	16 APR. 19 vs Mem.	39 (2) MAY. 10 vs OKC.	54 MAY. 10 vs OKC.	23 (2) MAY. 8 at OKC.	14 APR. 19 vs Mem.	20 MAY. 10 vs OKC.	8 MAY. 2 vs OKC.	113 MAY. 12 at OKC.			
OPPONENTS Low Games	240 (10) MAY. 12 at OKC.	28 APR. 19 vs Mem.	4 APR. 17 vs Mem.	9 MAY. 2 vs OKC.	23 APR. 24 at Mem.	35 MAY. 6 vs Mem.	14 (2) MAY. 6 at OKC.	4 APR. 22 at Mem.	10 APR. 30 vs OKC.	2 (2) APR. 30 vs OKC.	68 APR. 19 vs Mem.			

"C" indicates a new career-high, "T" a tied career-high. Numbers in parentheses indicate the number of games in which a player has reached a given total (if more than one).

# SPURS 2016 POSTSEASON HIGHS & LOWS

## SPURS POSTSEASON HIGHS & LOWS

### SPURS POSTSEASON TEAM HIGHS AND LOWS 2015-16

CATEGORY	HIGH	LOW
<b>Total Points</b>	124 vs. Oklahoma City 4/30	91 vs. Oklahoma City 5/10
<b>Points in 1<sup>st</sup> quarter</b>	43 vs. Oklahoma City 4/30	16 vs. Oklahoma City 5/10
<b>Points in 2<sup>nd</sup> quarter</b>	32 (2) vs. Oklahoma City 5/10	12 at Oklahoma City 5/12
<b>Points in first half</b>	73 vs. Oklahoma City 4/30	31 at Oklahoma City 5/12
<b>Points in 3<sup>rd</sup> quarter</b>	37 at Memphis 4/24	21 vs. Memphis 4/19
<b>Points in 4<sup>th</sup> quarter</b>	34 at Oklahoma City 5/12	16 at Oklahoma City 5/8
<b>Points in 2<sup>nd</sup> half</b>	69 at Memphis 4/24	43 vs. Oklahoma City 5/10
<b>Points in OT</b>	--	--
<b>FG's made</b>	51 vs. Oklahoma City 4/30	31 vs. Memphis 4/19
<b>FG's attempted</b>	94 vs. Oklahoma City 5/2	66 vs. Memphis 4/19
<b>FG %</b>	.607 (51-84) vs. Oklahoma City 4/30	.398 (35-88) vs. Oklahoma City 5/10
<b>3-pt FG's made</b>	12 at Memphis 4/22	2 at Oklahoma City 5/8
<b>3-pt FG's attempted</b>	26 at Memphis 4/22	12 at Oklahoma City 5/8
<b>3-pt FG %</b>	.600 (9-15) vs. Oklahoma City 4/30	.167 (2-12) at Oklahoma City 5/8
<b>FT's made</b>	26 at Memphis 4/24	11 vs. Oklahoma City 5/2
<b>FT's attempted</b>	34 at Oklahoma City 5/6	13 (2) vs. Oklahoma City 5/2
<b>FT %</b>	.938 (15-16) at Oklahoma City 5/8	.706 (24-34) at Oklahoma City 5/6
<b>Rebounds</b>	44 (2) vs. Memphis 4/19	34 at Oklahoma City 5/8
<b>Offensive rebounds</b>	13 at Memphis 4/24	3 vs. Memphis 4/19
<b>Defensive rebounds</b>	41 vs. Memphis 4/19	25 at Oklahoma City 5/8
<b>Assists</b>	39 vs. Oklahoma City 4/30	12 at Oklahoma City 5/8
<b>Steals</b>	13 vs. Memphis 4/17	7 at Oklahoma City 5/12
<b>Turnovers</b>	19 vs. Memphis 4/19	8 vs. Oklahoma City 5/10
<b>Blocked shots</b>	12 at Memphis 4/22	2 at Oklahoma City 5/8
<b>Points in the paint</b>	56 at Oklahoma City 5/12	20 at Oklahoma City 5/6
<b>2nd chance points</b>	17 (3) at Oklahoma City 5/12	1 at Memphis 4/22
<b>Fast break points</b>	19 at Oklahoma City 5/8	5 at Oklahoma City 5/12

### OPPONENT POSTSEASON TEAM HIGHS AND LOWS 2015-16

CATEGORY	HIGH	LOW
<b>Total Points</b>	113 at Oklahoma City 5/12	68 vs. Memphis 4/19
<b>Points in 1<sup>st</sup> quarter</b>	29 vs. Oklahoma City 5/2	11 vs. Memphis 4/19
<b>Points in 2<sup>nd</sup> quarter</b>	30 at Oklahoma City 5/12	20 vs. Oklahoma City 4/30
<b>Points in first half</b>	56 vs. Oklahoma City 5/2	35 vs. Memphis 4/19
<b>Points in 3<sup>rd</sup> quarter</b>	36 at Oklahoma City 5/12	14 vs. Memphis 4/17
<b>Points in 4<sup>th</sup> quarter</b>	34 at Oklahoma City 5/8	15 vs. Memphis 4/19
<b>Points in 2<sup>nd</sup> half</b>	66 at Oklahoma City 5/8	33 vs. Memphis 4/19
<b>Points in OT</b>	--	--
<b>FG's made</b>	40 (2) at Oklahoma City 5/12	28 vs. Memphis 4/19
<b>FG's attempted</b>	86 vs. Memphis 4/19	78 (2) vs. Oklahoma City 5/10
<b>FG %</b>	.506 (40-79) at Oklahoma City 5/8	.326 (28-86) vs. Memphis 4/19
<b>3-pt FG's made</b>	10 at Oklahoma City 5/6	2 vs. Memphis 4/19
<b>3-pt FG's attempted</b>	30 at Oklahoma City 5/6	13 at Memphis 4/24
<b>3-pt FG %</b>	.444 (8-18) vs. Memphis 4/17	.133 (2-15) vs. Memphis 4/19
<b>FT's made</b>	27 at Oklahoma City 5/12	4 vs. Memphis 4/17
<b>FT's attempted</b>	31 at Oklahoma City 5/12	6 vs. Memphis 4/17
<b>FT %</b>	.900 (18-20) at Oklahoma City 5/6	.556 (10-18) vs. Memphis 4/19
<b>Rebounds</b>	54 vs. Oklahoma City 5/10	35 vs. Memphis 4/17
<b>Offensive rebounds</b>	16 vs. Memphis 4/19	9 vs. Oklahoma City 5/2
<b>Defensive rebounds</b>	39 (2) vs. Oklahoma City 5/10	23 at Memphis 4/24
<b>Assists</b>	23 (2) at Oklahoma City 5/8	14 (2) at Oklahoma City 5/6
<b>Steals</b>	14 vs. Memphis 4/19	4 at Memphis 4/22
<b>Turnovers</b>	20 vs. Oklahoma City 5/10	10 vs. Oklahoma City 4/30
<b>Blocked shots</b>	8 vs. Oklahoma City 5/2	2 (2) vs. Oklahoma City 4/30
<b>Points in the paint</b>	56 at Oklahoma City 5/12	28 vs. Memphis 4/19
<b>2nd chance points</b>	18 (2) at Oklahoma City 5/12	8 vs. Oklahoma City 4/30
<b>Fast break points</b>	21 (2) at Oklahoma City 5/12	6 vs. Memphis 4/19

## NBA PLAYOFF LEADERS

PLAYOFFS / INCLUDES GAMES OF SUNDAY, JUNE 19, 2016

SCORING AVERAGE	G	FG	FT	PTS	AVG
Durant, OKC.	18	175	130	511	28.4
George, Ind.	7	56	61	191	27.3
Harden, Hou.	5	41	38	133	26.6
Lillard, Por.	11	89	71	291	26.5
James, Cle.	21	219	82	552	26.3
Westbrook, OKC.	18	159	116	468	26.0
Irving, Cle.	21	201	77	530	25.2
Curry, G.S.	18	148	76	452	25.1
K. Thompson, G.S.	24	201	82	582	24.3
Thomas, Bos.	6	47	38	145	24.2
Walker, Cha.	7	56	33	159	22.7
<b>Leonard, S.A.</b>	<b>10</b>	<b>83</b>	<b>42</b>	<b>225</b>	<b>22.5</b>

<b>Aldridge, S.A.</b>	<b>10</b>	<b>88</b>	<b>41</b>	<b>219</b>	<b>21.9</b>
Wade, Mia.	14	119	50	300	21.4
DeRozan, Tor.	20	157	100	418	20.9
McCollum, Por.	11	84	37	225	20.5
Nowitzki, Dal.	5	41	16	102	20.4
Lowry, Tor.	20	131	78	382	19.1
Morris, Det.	4	22	20	71	17.8
Crawford, LA-C	6	39	22	104	17.3

REBOUNDS PER GAME	G	OFF	DEF	TOT	AVG
Jordan, LA-C	6	30	68	98	16.3
Howard, Hou.	5	26	44	70	14.0
Plumlee, Por.	11	37	93	130	11.8
Whiteside, Mia.	10	26	83	109	10.9
Green, G.S.	23	38	190	228	9.9
James, Cle.	21	42	158	200	9.5
Adams, OKC.	18	62	109	171	9.5
Harris, Det.	4	6	32	38	9.5
Millsap, Atl.	10	28	66	94	9.4
Biyombo, Tor.	20	53	134	187	9.4
Drummond, Det.	4	12	24	36	9.0
Thompson, Cle.	21	86	102	188	9.0
Love, Cle.	20	34	141	175	8.8
Randolph, Mem.	4	15	20	35	8.8
Aminu, Por.	11	23	72	95	8.6
<b>Aldridge, S.A.</b>	<b>10</b>	<b>22</b>	<b>61</b>	<b>83</b>	<b>8.3</b>
Andersen, Mem.	4	13	18	31	7.8
George, Ind.	7	9	44	53	7.6
Barnes, Mem.	4	5	24	29	7.3
Johnson, Bos.	6	11	32	43	7.2

ASSISTS PER GAME	G	AST	AVG
Westbrook, OKC.	18	198	11.0
Jackson, Det.	4	37	9.3
James, Cle.	21	160	7.6
Harden, Hou.	5	38	7.6
Lillard, Por.	11	69	6.3
Teague, Atl.	10	61	6.1
Green, G.S.	23	138	6.0
Lowry, Tor.	20	119	6.0
<b>Parker, S.A.</b>	<b>10</b>	<b>53</b>	<b>5.3</b>
Curry, G.S.	18	93	5.2
Barea, Dal.	4	20	5.0
Thomas, Bos.	6	30	5.0
Plumlee, Por.	11	53	4.8
Irving, Cle.	21	98	4.7
Felton, Dal.	5	23	4.6
Turner, Bos.	6	27	4.5
Ellis, Ind.	7	30	4.3
George, Ind.	7	30	4.3
Wade, Mia.	14	60	4.3
2 tied			4.0

FIELD GOAL PCT.	FG	FGA	PCT
Johnson, Bos.	22	33	.667
Jordan, LA-C	24	38	.632
Adams, OKC.	68	111	.613
G. Hill, Ind.	32	57	.561
Howard, Hou.	26	48	.542
James, Cle.	219	417	.525
Stephenson, Mem.	23	44	.523
Ibaka, OKC.	85	163	.521
<b>Aldridge, S.A.</b>	<b>88</b>	<b>169</b>	<b>.521</b>
Drummond, Det.	28	54	.519

3-PT FIELD GOAL PCT.	3FG	3GA	PCT
V. Carter, Mem.	7	10	.700
Johnson, Det.	6	10	.600
S. Hill, Ind.	11	19	.579
Frye, Cle.	26	46	.565
<b>Green, S.A.</b>	<b>24</b>	<b>48</b>	<b>.500</b>
G. Hill, Ind.	13	27	.481
Ibaka, OKC.	31	69	.449
Caldwell-Pope, Det.	12	27	.444
Korver, Atl.	24	54	.444
Irving, Cle.	51	116	.440

FREE THROW PCT.	FT	FTA	PCT
V. Carter, Mem.	8	8	1.000
Paul, LA-C	15	15	1.000
George, Ind.	61	64	.953
Walker, Cha.	33	35	.943
Nowitzki, Dal.	16	17	.941
S. Hill, Ind.	15	16	.938
Lee, Cha.	14	15	.933
Harris, Det.	12	13	.923
Curry, G.S.	76	83	.916
Lillard, Por.	71	78	.910

STEALS PER GAME	G	STL	AVG
Ariza, Hou.	5	13	2.60
<b>Leonard, S.A.</b>	<b>10</b>	<b>26</b>	<b>2.60</b>
Westbrook, OKC.	18	46	2.56
Harden, Hou.	5	12	2.40
James, Cle.	21	49	2.33
Ellis, Ind.	7	15	2.14
<b>Green, S.A.</b>	<b>10</b>	<b>21</b>	<b>2.10</b>
George, Ind.	7	14	2.00
Caldwell-Pope, Det.	4	7	1.75
Irving, Cle.	21	36	1.71

BLOCKS PER GAME	G	BLK	AVG
Turner, Ind.	7	23	3.29
Whiteside, Mia.	10	28	2.80
Jordan, LA-C	6	16	2.67
Horford, Atl.	10	24	2.40
Millsap, Atl.	10	23	2.30
Green, G.S.	23	41	1.78
Bogut, G.S.	22	35	1.59
Drummond, Det.	4	6	1.50
3 tied			1.40

MINUTES PER GAME	G	MIN	AVG
Durant, OKC.	18	726	40.3
Caldwell-Pope, Det.	4	161	40.3
McCollum, Por.	11	442	40.2
Lillard, Por.	11	437	39.8
George, Ind.	7	275	39.3
James, Cle.	21	822	39.1
Harris, Det.	4	156	39.0
Harden, Hou.	5	193	38.6
Lowry, Tor.	20	766	38.3
Green, G.S.	23	879	38.2







SPURS  
HISTORY



# FRANCHISE WON-LOST BY YEAR

Year	Team	Home W-L	Away W-L	Overall	In Division	Playoffs
67-68	Dallas (ABA)	29-10	17-22	46-32	Second	D. Houston 3-0, L. New Orleans 1-4
68-69	Dallas (ABA)	25-14	16-23	41-37	Fourth	L. New Orleans 3-4
69-70	Dallas (ABA)	26-15	19-24	45-39	Second	L. LA Lakers 2-4
70-71	Texas (ABA)	17-24	13-30	30-54	Fifth	L. Utah 0-4
71-72	Dallas (ABA)	27-17	15-25	42-42	Third	L. Utah 0-4
72-73	Dallas (ABA)	21-21	7-35	28-56	Fifth	None
73-74	San Antonio (ABA)	27-15	18-24	45-39	Third	L. Indiana 3-4
74-75	San Antonio (ABA)	32-10	19-23	51-33	Second	L. Indiana 2-4
75-76	San Antonio (ABA)	30-12	20-22	50-34	Third	L. New York 3-4
76-77	San Antonio	31-10	13-28	44-38	Third	L. Boston 0-2
77-78	San Antonio	32-9	20-21	52-30	First	D. Washington 2-4
78-79	San Antonio	29-12	19-22	48-34	First	D. Philadelphia 4-3, L. Washington 3-4
79-80	San Antonio	27-14	14-27	41-41	Second	L. Houston 1-2
80-81	San Antonio	34-7	18-23	52-30	First	L. Houston 3-4
81-82	San Antonio	29-12	19-22	48-34	First	D. Seattle 4-1, L. LA Lakers 0-4
82-83	San Antonio	31-10	22-19	53-29	First	D. Denver 4-1, L. LA Lakers 2-4
83-84	San Antonio	28-13	9-32	37-45	Fifth	None
84-85	San Antonio	30-11	11-30	41-41	Fourth	L. Denver 2-3
85-86	San Antonio	21-20	14-27	35-47	Sixth	L. LA Lakers 0-3
86-87	San Antonio	21-20	7-34	28-54	Sixth	None
87-88	San Antonio	23-18	8-33	31-51	Fifth	L. LA Lakers 0-3
88-89	San Antonio	18-23	3-38	21-61	Fifth	None
89-90	San Antonio	34-7	22-19	56-26	First	D. Denver 3-0, L. Portland 3-4
90-91	San Antonio	33-8	22-19	55-27	First	L. Golden St. 1-3
91-92	San Antonio	31-10	16-25	47-35	Second	L. Phoenix 0-3
92-93	San Antonio	31-10	18-23	49-33	Second	D. Portland 3-1, L. Phoenix 2-4
93-94	San Antonio	32-9	23-18	55-27	Second	L. Utah 1-3
94-95	San Antonio	33-8	29-12	62-20	First	D. Denver 3-0, D. LA Lakers 4-2 L. Houston 2-4
95-96	San Antonio	33-8	26-15	59-23	First	D. Phoenix 3-1, L. Utah 2-4
96-97	San Antonio	12-29	8-33	20-62	Sixth	None
97-98	San Antonio	31-10	25-16	56-26	Second	D. Phoenix 3-1, L. Utah 1-4
98-99	San Antonio	21-4	16-9	37-13	First	D. Minnesota 3-1, D. LA Lakers 4-0 D. Portland 4-0, D. New York 4-1
99-00	San Antonio	31-10	22-19	53-29	Second	L. Phoenix 1-3
00-01	San Antonio	33-8	25-16	58-24	First	D. Minnesota 3-1, D. Dallas 4-1 L. LA Lakers 0-4 D. Seattle 3-2
01-02	San Antonio	32-9	26-15	58-24	First	L. LA Lakers 1-4 D. Phoenix 4-2, D. LA Lakers 4-2 D. Dallas 4-2, D. New Jersey 4-2
02-03	San Antonio	33-8	27-14	60-22	First	D. Phoenix 4-0, L. LA Lakers 2-4 D. Denver 4-1, D. Seattle 4-2 D. Phoenix 4-1, D. Detroit 4-3
03-04	San Antonio	33-8	24-17	57-25	Second	D. Sacramento 4-2, L. Dallas 3-4
04-05	San Antonio	38-3	21-20	59-23	First	D. Denver 4-1, D. Phoenix 4-2 D. Utah 4-1, D. Cleveland 4-0
05-06	San Antonio	34-7	29-12	63-19	First	D. Phoenix 4-1, D. New Orleans 4-3 L. LA Lakers 1-4
06-07	San Antonio	31-10	27-14	58-24	Second	L. Dallas 1-4 D. Dallas 4-2, L. Phoenix 0-4 L. Memphis 2-4
07-08	San Antonio	34-7	22-19	56-26	Second	D. Utah 4-0, D. L.A. Clippers 4-0, L. Oklahoma City 2-4
08-09	San Antonio	28-13	26-15	54-28	First	D. L.A. Lakers 4-0, D. Golden State 4-2, D. Memphis 4-0, L. Miami 3-4
09-10	San Antonio	29-12	21-20	50-32	Second	D. Dallas 4-3, D. Portland 4-1, D. Oklahoma City 4-2 D. Miami, 4-1
10-11	San Antonio	36-5	25-16	61-21	First	L. Los Angeles Clippers, 3-4
11-12	San Antonio	28-5	22-11	50-16	First	D. Memphis 4-0, L. Oklahoma City 2-4
12-13	San Antonio	35-6	23-18	58-24	First	
13-14	San Antonio	32-9	30-11	62-20	First	
14-15	San Antonio	33-8	22-19	55-27	Third	
15-16	San Antonio	40-1	27-14	67-15	First	
<b>TOTALS</b>		1439-549	945-1043	2384-1592		227-197
<b>San Antonio Totals</b>		1294-448	858-884	2152-1332		218-177
<b>NBA Totals</b>		1205-421	801-815	2006-1226		210-165

## SPURS ALL-TIME COACHES

Coach	Years	W	L	Percentage
Gregg Popovich	1996-Present	1,089	485	.692
Doug Moe	1976-1980	177	135	.567
Stan Albeck	1980-1983	153	93	.622
Larry Brown	1988-1992	153	131	.537
Bob Bass	1974-1976; 1980; 1984; 1992	144	108	.569
Bob Hill	1994-1996	124	58	.681
John Lucas	1992-1994	94	49	.657
Cotton Fitzsimmons	1984-1986	76	88	.463
Tom Nissalke	1973-1974	62	49	.559
Bob Weiss	1986-1988	59	105	.360
Morris McHone	1983	11	20	.355
Jerry Tarkanian	1992	9	11	.450
Rex Hughes	1992	1	0	1.000
<b>TOTALS</b>		<b>2152</b>	<b>1332</b>	<b>.618</b>

# ALL-TIME SPURS ATTENDANCE

## YEARLY ATTENDANCE - REGULAR SEASON

YEAR	LEAGUE	CITY	GAMES	HIGH	TOTAL	AVG.
73-74	ABA	San Antonio	42	11,240	258,434	6,153
74-75	ABA	San Antonio	42	11,146	329,844	7,853
75-76	ABA	San Antonio	42	11,717	336,083	8,002
76-77	NBA	San Antonio	41	12,594	376,136	9,174
77-78	NBA	San Antonio	41	11,489	373,707	9,115
78-79	NBA	San Antonio	41	15,764	489,207	11,932
79-80	NBA	San Antonio	41	15,812	468,657	11,431
80-81	NBA	San Antonio	41	16,114	440,553	10,745
81-82	NBA	San Antonio	41	14,973	434,243	10,591
82-83	NBA	San Antonio	41	15,782	397,489	9,743
83-84	NBA	San Antonio	41	13,972	375,900	9,168
84-85	NBA	San Antonio	41	15,180	364,398	8,888
85-86	NBA	San Antonio	41	15,786	336,407	8,205
86-87	NBA	San Antonio	41	15,786	328,368	8,009
87-88	NBA	San Antonio	41	15,786	346,960	8,462
88-89	NBA	San Antonio	41	15,861	459,514	11,208
89-90	NBA	San Antonio	41	15,910	603,660	14,723
90-91	NBA	San Antonio	41	15,908	651,965	15,902
91-92	NBA	San Antonio	41	16,057	658,337	16,057
92-93	NBA	San Antonio	41	16,057	658,337	16,057
93-94	NBA	San Antonio	41	36,523	904,167	22,053
94-95	NBA	San Antonio	41	35,888	920,413	22,449
95-96	NBA	San Antonio	41	35,888	811,422	19,791
96-97	NBA	San Antonio	41	37,058	706,641	17,235
97-98	NBA	San Antonio	41	37,492	783,455	19,109
98-99	NBA	San Antonio	25	35,122	527,357	21,094
99-00	NBA	San Antonio	41	35,217	889,444	21,694
00-01	NBA	San Antonio	41	35,944	913,175*	22,273*
01-02	NBA	San Antonio	41	35,052	906,390*	22,107*
02-03	NBA	San Antonio	41	18,797	735,970	17,950
03-04	NBA	San Antonio	41	18,797	739,706	18,042
04-05	NBA	San Antonio	41	18,797	750,970	18,316
05-06	NBA	San Antonio	41	18,797	770,677	18,797
06-07	NBA	San Antonio	41	18,797	764,823	18,654
07-08	NBA	San Antonio	41	18,797	761,149	18,565
08-09	NBA	San Antonio	41	18,797	749,048	18,269
09-10	NBA	San Antonio	41	18,581	741,676	18,090
10-11	NBA	San Antonio	41	18,581	750,879	18,314
11-12	NBA	San Antonio	33	18,581	607,095	18,397
12-13	NBA	San Antonio	41	18,581	755,522	18,427
13-14	NBA	San Antonio	41	18,581	736,789	17,970
14-15	NBA	San Antonio	41	19,615	762,855	18,606
15-16	NBA	San Antonio	41	18,418	756,445	18,449
<b>Totals</b>			<b>1,738</b>	<b>37,492</b>	<b>26,479,656</b>	<b>15,235</b>

\*Led NBA

# SPURS ALL-TIME REGULAR SEASON LEADERS

## (NBA SEASONS ONLY)

### GAMES

1,392 – Tim Duncan  
**1,080 – Tony Parker**  
987 – David Robinson  
**923 – Manu Ginobili**  
709 – George Gervin  
669 – Sean Elliott  
644 – Avery Johnson  
632 – Matt Bonner  
630 – Bruce Bowen  
519 – Johnny Moore

### FG ATTEMPTED

20,334 – Tim Duncan  
14,647 – George Gervin  
**14,410 – Tony Parker**  
14,221 – David Robinson  
**9,360 – Manu Ginobili**  
8,429 – Mike Mitchell  
7,499 – Sean Elliott  
5,678 – Larry Kenon  
5,544 – Avery Johnson  
5,327 – Alvin Robertson

### 3-PT FG ATTEMPTED

**3,636 – Manu Ginobili**  
**1,790 – Danny Green**  
1,632 – Bruce Bowen  
1,588 – Matt Bonner  
1,485 – Sean Elliott  
**1,446 – Tony Parker**  
1,282 – Michael Finley  
1,184 – Chuck Person  
**1,006 – Patty Mills**  
**948 – Kawhi Leonard**

### FT ATTEMPTED

8,468 – Tim Duncan  
8,201 – David Robinson  
5,061 – George Gervin  
**4,206 – Tony Parker**  
**3,851 – Manu Ginobili**  
2,643 – Sean Elliott  
2,370 – Artis Gilmore  
1,888 – Mike Mitchell  
1,815 – Mark Olberding  
1,500 – Avery Johnson

### POINTS

26,496 – Tim Duncan  
20,790 – David Robinson  
19,383 – George Gervin  
**17,884 – Tony Parker**  
**12,950 – Manu Ginobili**  
9,799 – Mike Mitchell  
9,659 – Sean Elliott  
6,733 – Larry Kenon  
6,486 – Avery Johnson  
6,285 – Alvin Robertson

### FG PCT. (500 MADE)

.620 – Artis Gilmore (2,208-3,562)  
.560 – Tiago Splitter (978-1,746)  
.553 – Will Perdue (606-1,096)  
.548 – Walter Berry (941-1,718)  
.544 – Gene Banks (1,529-2,811)  
.528 – DeJuan Blair (836-1,582)  
.524 – Frank Brickowski (983-1,876)  
.518 – David Robinson (7,365-14,221)  
.514 – George Gervin (7,526-14,647)  
.511 – Antoine Carr (816-1,597)

### 3-PT FG PCT. (100 MADE)

.426 – Terry Porter (236-554)  
.426 – Steve Smith (155-364)  
.425 – Danny Ferry (134-315)  
.419 – Hedo Turkoglu (101-241)  
.413 – Matt Bonner (656-1,588)  
.405 – Marco Belinelli (212-593)  
**.405 – Danny Green (725-1,790)**  
.405 – Bruce Bowen (661-1,632)  
.404 – Brent Barry (356-881)  
.401 – Richard Jefferson (274-684)

### FT PCT. (400 MADE)

.861 – Johnny Dawkins (451-524)  
.850 – James Silas (1,194-1,404)  
.841 – George Gervin (4,258-5,061)  
.828 – Vinny Del Negro (733-885)  
**.827 – Manu Ginobili (3,184-3,851)**  
.827 – Mike Gale (431-521)  
.826 – Larry Kenon (1,134-1,373)  
.812 – George Hill (530-653)  
.808 – Mark Olberding (1,466 – 1,815)  
**.802 – Kawhi Leonard (475-592)**

### FG MADE

10,285 – Tim Duncan  
7,526 – George Gervin  
7,365 – David Robinson  
**7,121 – Tony Parker**  
**4,212 – Manu Ginobili**  
4,152 – Mike Mitchell  
3,492 – Sean Elliott  
2,799 – Larry Kenon  
2,700 – Avery Johnson  
2,570 – Alvin Robertson

### 3-PT FG MADE

**1,342 – Manu Ginobili**  
725 – Danny Green  
661 – Bruce Bowen  
656 – Matt Bonner  
563 – Sean Elliott  
490 – Michael Finley  
**473 – Tony Parker**  
457 – Chuck Person  
**396 – Patty Mills**  
**371 – Kawhi Leonard**

### FT MADE

6,035 – David Robinson  
5,896 – Tim Duncan  
4,258 – George Gervin  
**3,184 – Manu Ginobili**  
**3,169 – Tony Parker**  
2,112 – Sean Elliott  
1,711 – Artis Gilmore  
1,480 – Mike Mitchell  
1,466 – Mark Olberding  
1,194 – James Silas

### REBOUNDS

15,091 – Tim Duncan  
10,497 – David Robinson  
3,671 – Artis Gilmore  
**3,398 – Manu Ginobili**  
3,392 – George Gervin  
3,217 – Larry Kenon  
**3,105 – Tony Parker**  
2,941 – Sean Elliott  
2,683 – Mike Mitchell  
2,579 – Mark Olberding

# SPURS ALL-TIME REGULAR SEASON LEADERS

(NBA SEASONS ONLY)

## ASSISTS

**6,349 – Tony Parker**  
 4,474 – Avery Johnson  
 4,225 – Tim Duncan  
 3,865 – Johnny Moore  
**3,655 – Manu Ginobili**  
 2,441 – David Robinson  
 2,094 – Alvin Robertson  
 2,070 – George Gervin  
 1,874 – Willie Anderson  
 1,700 – Sean Elliott

## PERSONAL FOULS

3,304 – Tim Duncan  
 2,835 – David Robinson  
 2,121 – George Gervin  
**1,967 – Manu Ginobili**  
**1,862 – Tony Parker**  
 1,628 – Mark Olberding  
 1,452 – Sean Elliott  
 1,336 – Alvin Robertson  
 1,325 – Johnny Moore  
 1,318 – Bruce Bowen

## DISQUALIFICATIONS

36 – George Gervin  
 29 – David Robinson  
 27 – Mark Olberding  
 25 – Frank Brickowski  
 19 – Willie Anderson  
 19 – Coby Dietrick  
 17 – Alvin Robertson  
 17 – Artis Gilmore  
 17 – Mike Mitchell  
 17 – Tim Duncan

## STEALS

1,388 – David Robinson  
**1,267 – Manu Ginobili**  
 1,128 – Alvin Robertson  
 1,025 – Tim Duncan  
 1,017 – Johnny Moore  
**970 – Tony Parker**  
 892 – George Gervin  
 712 – Avery Johnson  
 680 – Mike Gale  
**572 – Kawhi Leonard**

## TURNOVERS

3,380 – Tim Duncan  
**2,633 – Tony Parker**  
 2,417 – David Robinson  
 1,976 – George Gervin  
**1,915 – Manu Ginobili**  
 1,262 – Avery Johnson  
 1,199 – Sean Elliott  
 1,160 – Johnny Moore  
 1,148 – Alvin Robertson  
 1,008 – Artis Gilmore

## BLOCKED SHOTS

3,020 – Tim Duncan  
 2,954 – David Robinson  
 700 – Artis Gilmore  
 647 – George Gervin  
 543 – Billy Paultz  
 512 – George Johnson  
 370 – Rasho Nesterovic  
 317 – Greg Anderson  
**313 – Danny Green**  
**287 – Manu Ginobili**

# SPURS CAREER AVERAGE LEADERS

(PLAYERS WITH A MINIMUM OF 150 GAMES WITH SPURS)

## POINTS

1. George Gervin	27.3
2. Larry Kenon	21.2
3. David Robinson	21.1
4. Mike Mitchell	20.1
5. Tim Duncan	19.0

## ASSISTS

1. Johnny Moore	7.4
2. Avery Johnson	6.9
<b>3. Tony Parker</b>	<b>5.9</b>
4. Alvin Robertson	5.4
5. Mike Gale	4.9

## REBOUNDS

1. Tim Duncan	10.8
2. David Robinson	10.6
3. Larry Kenon	10.1
4. Artis Gilmore	9.7
5. Billy Paultz	7.9

## BLOCKS

1. George Johnson	3.26
2. David Robinson	2.99
3. Tim Duncan	2.17
4. Billy Paultz	2.11
5. Artis Gilmore	1.84

# SPURS LEADERS BY YEAR

(NBA SEASONS ONLY)

## SCORING

	GP	PTS.	AVG.	
76-77	George Gervin	82	1895	23.1
77-78	George Gervin	82	2322	27.2
78-79	George Gervin	80	2365	29.6
79-80	George Gervin	78	2585	33.1
80-81	George Gervin	82	2221	27.1
81-82	George Gervin	79	2551	32.3
82-83	George Gervin	78	2043	26.2
83-84	George Gervin	76	1967	25.9
84-85	Mike Mitchell	82	1824	22.2
85-86	Mike Mitchell	82	1921	23.4
86-87	Alvin Robertson	81	1435	17.7
87-88	Alvin Robertson	82	1610	19.6
88-89	Willie Anderson	81	1508	18.6
89-90	David Robinson	81	1993	24.3
90-91	David Robinson	82	2101	25.6
91-92	David Robinson	68	1578	23.2
92-93	David Robinson	82	1916	23.4
93-94	David Robinson	80	2383	29.8
94-95	David Robinson	81	2238	27.6
95-96	David Robinson	82	2051	25.0
96-97	Dominique Wilkins	63	1145	18.2
97-98	David Robinson	73	1574	21.6
98-99	Tim Duncan	70	1084	15.5
99-00	Tim Duncan	74	1716	23.2
00-01	Tim Duncan	82	1820	22.2
01-02	Tim Duncan	82	2089	25.5
02-03	Tim Duncan	81	1884	23.3
03-04	Tim Duncan	69	1538	22.3
04-05	Tim Duncan	66	1342	20.3
05-06	Tony Parker	80	1510	18.9
06-07	Tim Duncan	80	1599	20.0
07-08	Manu Ginobili	74	1442	19.5
08-09	Tony Parker	72	1581	22.0
09-10	Tim Duncan	78	1395	17.9
10-11	Tony Parker	78	1368	17.5
11-12	Tony Parker	60	1095	18.3
12-13	Tony Parker	68	1134	20.3
13-14	Tony Parker	66	1341	20.3
14-15	Kawhi Leonard	64	1057	16.5
15-16	Kawhi Leonard	72	1523	21.2

## REBOUNDING

	GP	REB	AVG.	
76-77	Larry Kenon	78	879	11.3
77-78	Larry Kenon	81	773	9.5
78-79	Larry Kenon	81	790	9.8
79-80	Larry Kenon	78	775	9.9
80-81	Dave Corzine	82	636	7.8
81-82	Dave Corzine	82	629	7.7
82-83	Artis Gilmore	82	984	12.0
83-84	Artis Gilmore	64	662	10.3
84-85	Artis Gilmore	81	846	10.4
85-86	Artis Gilmore	71	600	8.5
86-87	David Greenwood	79	783	9.9
87-88	Frank Brickowski	70	483	6.9
88-89	Greg Anderson	82	676	8.2
89-90	David Robinson	82	983	12.0
90-91	David Robinson	82	1063	13.0
91-92	David Robinson	68	829	12.2
92-93	David Robinson	82	956	11.7
93-94	Dennis Rodman	79	1367	17.3
94-95	Dennis Rodman	49	823	16.8
95-96	David Robinson	82	1000	12.2
96-97	Will Perdue	65	638	9.8
97-98	Tim Duncan	82	977	11.9
98-99	Tim Duncan	50	571	11.4
99-00	Tim Duncan	74	918	12.4
00-01	Tim Duncan	82	997	12.2
01-02	Tim Duncan	82	1042	12.7
02-03	Tim Duncan	81	1043	12.9
03-04	Tim Duncan	69	859	12.4
04-05	Tim Duncan	66	732	11.1
05-06	Tim Duncan	80	881	11.0
06-07	Tim Duncan	80	846	10.6
07-08	Tim Duncan	78	881	11.3
08-09	Tim Duncan	75	800	10.7
09-10	Tim Duncan	78	788	10.1
10-11	Tim Duncan	76	678	8.9
11-12	Tim Duncan	58	520	9.0
12-13	Tim Duncan	69	686	9.9
13-14	Tim Duncan	74	721	9.7
14-15	Tim Duncan	77	704	9.1
15-16	LaMarcus Aldridge	74	632	8.5

## ASSISTS

	GP	AST	AVG.	
76-77	Mike Gale	82	473	5.8
77-78	Mike Gale	70	376	5.4
78-79	Mike Gale	82	374	4.6
79-80	James Silas	77	347	4.5
80-81	Johnny Moore	82	373	4.5
81-82	Johnny Moore	79	762	9.6
82-83	Johnny Moore	77	753	9.8
83-84	John Lucas	63	673	10.7
84-85	Johnny Moore	82	816	10.0
85-86	Johnny Moore	28	252	9.0
86-87	Alvin Robertson	81	421	5.2

## ASSISTS

	GP	AST	AVG.	
87-88	Johnny Dawkins	65	480	7.4
88-89	Johnny Dawkins	32	224	7.0
89-90	Rod Strickland	31	249	8.0
90-91	Rod Strickland	58	463	8.0
91-92	Rod Strickland	57	491	8.6
92-93	Avery Johnson	75	561	7.5
93-94	David Robinson	80	381	4.8
94-95	Avery Johnson	82	670	8.2
95-96	Avery Johnson	82	789	9.6
96-97	Avery Johnson	76	513	6.8
97-98	Avery Johnson	75	591	7.9
98-99	Avery Johnson	50	369	7.4
99-00	Avery Johnson	82	491	6.0
00-01	Avery Johnson	55	237	4.3
01-02	Tony Parker	77	334	4.3
02-03	Tony Parker	82	432	5.3
03-04	Tony Parker	75	411	5.5
04-05	Tony Parker	80	491	6.1
05-06	Tony Parker	80	460	5.8
06-07	Tony Parker	77	420	5.5
07-08	Tony Parker	69	411	6.0
08-09	Tony Parker	72	496	6.9
09-10	Manu Ginobili	75	370	4.9
10-11	Tony Parker	78	513	6.6
11-12	Tony Parker	60	463	7.7
12-13	Tony Parker	66	499	7.6
13-14	Tony Parker	68	388	5.7
14-15	Tony Parker	68	335	4.9
15-16	Tony Parker	72	379	5.3

## FG PERCENTAGE

	(Min. 250 Attempts)	FGM-FGA	PCT.
76-77	George Gervin	726-1335	.548
77-78	George Gervin	864-1611	.536
78-79	George Gervin	947-1749	.541
79-80	Paul Griffin	173-313	.553
80-81	Kevin Restani	192-369	.520
81-82	Mike Mitchell	524-973	.539
82-83	Artis Gilmore	556-888	.626
83-84	Artis Gilmore	351-556	.631
84-85	Artis Gilmore	532-854	.623
85-86	Steve Johnson	362-573	.632
86-87	Artis Gilmore	346-520	.597
87-88	Walter Berry	540-960	.563
88-89	Frank Brickowski	337-654	.515
89-90	David Robinson	690-1300	.531
90-91	David Robinson	754-1366	.552
91-92	David Robinson	592-1074	.551
92-93	Antoine Carr	379-705	.538
93-94	David Robinson	840-1658	.507
94-95	David Robinson	788-1487	.530
95-96	Will Perdue	173-331	.523
96-97	Will Perdue	233-410	.568
97-98	Tim Duncan	706-1287	.549
98-99	David Robinson	268-527	.509
99-00	David Robinson	528-1031	.512
00-01	Tim Duncan	702-1406	.499
01-02	Tim Duncan	764-1504	.508
02-03	Tim Duncan	714-1392	.513
03-04	Tim Duncan	592-1181	.501
04-05	Tim Duncan	517-1042	.496
05-06	Tony Parker	623-1136	.548
06-07	Fabrizio Oberto	158-281	.562
07-08	Fabrizio Oberto	180-296	.608
08-09	Tony Parker	639-1263	.506
09-10	DeJuan Blair	275-509	.556
10-11	Tony Parker	555-1069	.519
11-12	Tiago Splitter	212-343	.618
12-13	Tiago Splitter	315-563	.560
13-14	Tiago Splitter	181-346	.523
14-15	Tiago Splitter	169-303	.558
15-16	David West	244-448	.545

## 3-PT. FG PERCENTAGE

	(Min. 75 Attempts)	FGM-FGA	PCT.
79-80	George Gervin	32-102	.314
80-81	George Gervin	9-35	.257
81-82	Mike Bratz	46-138	.333
82-83	Mike Dunleavy	37-194	.345
83-84	Johnny Moore	28-87	.281
84-85	Johnny Moore	25-89	.282
85-86	Jon Sundvold	21-60	.350
86-87	Jon Sundvold	50-149	.336
87-88	Leon Wood	43-108	.398
88-89	Vernon Maxwell	32-129	.248
89-90	Terry Cummings	19-59	.322
90-91	Sean Elliott	20-64	.313
91-92	Sean Elliott	25-82	.305
92-93	Dale Ellis	119-297	.401
93-94	Dale Ellis	131-332	.395
94-95	Sean Elliott	136-333	.408
95-96	Sean Elliott	161-392	.411
96-97	Cory Alexander	94-252	.373
97-98	Jaren Jackson	112-297	.377
98-99	Mario Elie	40-107	.374
99-00	Terry Porter	90-207	.435
00-01	Danny Ferry	70-156	.449
01-02	Steve Smith	116-246	.472
02-03	Bruce Bowen	101-229	.441
03-04	Medo Turkoglu	101-241	.419

# SPURS LEADERS BY YEAR

(NBA SEASONS ONLY)

3-PT. FG PERCENTAGE	Min. 75 Attempts	FGM-FGA	PCT.
03-04	Hedo Turkoglu	101-241	.419
04-05	Beno Udrih	58-142	.408
05-06	Bruce Bowen	104-245	.424
06-07	Brent Barry	128-287	.446
07-08	Brent Barry	48-112	.429
08-09	Matt Bonner	118-268	.440
09-10	George Hill	75-188	.399
10-11	Matt Bonner	105-230	.457
11-12	Danny Green	102-234	.436
12-13	Danny Green	177-413	.429
13-14	Patty Mills	309-666	.425
14-15	Tony Parker	38-89	.427
15-16	Kawhi Leonard	129-291	.443

FT PERCENTAGE	Min. 100 Attempts	FTM-FTA	PCT.
76-77	George Gervin	443-532	.833
77-78	Larry Kenon	276-323	.854
78-79	Larry Kenon	295-349	.845
79-80	James Silas	339-382	.887
80-81	James Silas	374-440	.850
81-82	George Gervin	555-642	.864
82-83	George Gervin	517-606	.853
83-84	George Gervin	427-507	.842
84-85	George Gervin	324-384	.844
85-86	Wes Matthews	173-211	.820
86-87	Mike Mitchell	92-112	.821
87-88	Johnny Dawkins	198-221	.896
88-89	Johnny Dawkins	100-112	.893
89-90	Sean Elliott	187-216	.827
90-91	Paul Pressey	110-133	.848
91-92	Sean Elliott	285-331	.861
92-93	Vinny Del Negro	101-117	.863
93-94	Willie Anderson	145-171	.848
94-95	Sean Elliott	326-404	.807
95-96	Vinny Del Negro	178-214	.832
96-97	Vinny Del Negro	112-129	.868
97-98	Jaren Jackson	94-118	.797
98-99	Mario Elie	103-119	.866
99-00	Mario Elie	126-149	.846
00-01	Derek Anderson	342-402	.851
01-02	Steve Smith	159-181	.878
02-03	Steve Smith	95-114	.833
03-04	Malik Rose	183-225	.813
04-05	Brent Barry	113-135	.837
05-06	Michael Finley	98-115	.852
06-07	Brent Barry	103-117	.880
07-08	Manu Ginobili	380-442	.860
08-09	Roger Mason, Jr.	105-118	.890
09-10	Manu Ginobili	309-355	.870
10-11	Manu Ginobili	357-410	.871
11-12	Manu Ginobili	88-101	.871
12-13	Gary Neal	64-74	.865
13-14	Manu Ginobili	160-188	.851
14-15	Danny Green	111-127	.874
15-16	Kawhi Leonard	292-334	.874

STEALS	GP	STL	AVG.
76-77	Mike Gale	82	1.91
77-78	Mike Gale	70	1.59
78-79	Larry Kenon	81	1.54
79-80	Mike Gale	67	1.23
80-81	Johnny Moore	82	1.20
81-82	Johnny Moore	79	1.63
82-83	Johnny Moore	77	1.94
83-84	Johnny Moore	59	1.23
84-85	Johnny Moore	82	2.29
85-86	Alvin Robertson	82	3.01
86-87	Alvin Robertson	81	2.60
87-88	Alvin Robertson	82	2.43
88-89	Alvin Robertson	65	1.97
89-90	David Robinson	82	1.38
90-91	Rod Strickland	58	1.17
91-92	David Robinson	68	1.58
92-93	David Robinson	82	1.27
93-94	David Robinson	80	1.39
94-95	David Robinson	81	1.34
95-96	Avery Johnson	82	1.19
96-97	Avery Johnson	75	1.26
97-98	Avery Johnson	75	1.12
98-99	David Robinson	49	1.69
99-00	David Robinson	80	1.21
00-01	Derek Anderson	82	1.20
01-02	Tony Parker	77	1.16
02-03	Stephen Jackson	80	1.25
03-04	Manu Ginobili	77	1.36
04-05	Manu Ginobili	74	1.19
05-06	Manu Ginobili	65	1.01
06-07	Manu Ginobili	75	1.09
07-08	Manu Ginobili	74	1.09
08-09	Manu Ginobili	44	1.45
09-10	Manu Ginobili	75	1.03
10-11	Manu Ginobili	80	1.23
11-12	Kawhi Leonard	64	1.33
12-13	Kawhi Leonard	58	1.67
13-14	Kawhi Leonard	66	1.14
14-15	Kawhi Leonard	64	1.48
15-16	Kawhi Leonard	72	1.28

MINUTES PLAYED	GP	MIN	AVG.
76-77	Larry Kenon	78	2936
77-78	Larry Kenon	81	2869
78-79	Larry Kenon	81	2947
79-80	George Gervin	78	2934
80-81	George Gervin	82	2764
81-82	George Gervin	79	2817
82-83	George Gervin	78	2835
83-84	Mike Mitchell	79	2853
84-85	Mike Mitchell	82	2853
85-86	Mike Mitchell	82	2970
86-87	Alvin Robertson	81	2697
87-88	Alvin Robertson	82	2978
88-89	Alvin Robertson	62	2287
89-90	David Robinson	82	3002
90-91	David Robinson	82	3095
91-92	Sean Elliott	82	3120
92-93	David Robinson	82	3211
93-94	David Robinson	80	3241
94-95	David Robinson	81	3074
95-96	Avery Johnson	82	3084
96-97	Avery Johnson	75	2472
97-98	Tim Duncan	82	3204
98-99	Tim Duncan	50	1963
99-00	Tim Duncan	74	2875
00-01	Tim Duncan	80	3174
01-02	Tim Duncan	82	3329
02-03	Tim Duncan	81	3181
03-04	Tim Duncan	69	2527
04-05	Tony Parker	80	2735
05-06	Tim Duncan	80	2784
06-07	Tim Duncan	80	2726
07-08	Tim Duncan	78	2651
08-09	Tony Parker	72	2456
09-10	Richard Jefferson	81	2520
10-11	Tony Parker	78	2528
11-12	Tony Parker	60	1923
12-13	Tony Parker	66	2174
13-14	Tim Duncan	68	1997
14-15	Kawhi Leonard	64	2,033
15-16	Kawhi Leonard	72	2,380

BLOCKED SHOTS	GP	BLK	AVG.
76-77	Billy Paultz	82	1.73
77-78	Billy Paultz	80	1.94
78-79	Billy Paultz	79	1.25
79-80	George Gervin	78	1.79
80-81	George Johnson	82	2.78
81-82	George Johnson	75	2.34
82-83	Artis Gilmore	82	1.94
83-84	Artis Gilmore	64	1.32
84-85	Artis Gilmore	81	1.73
85-86	Artis Gilmore	71	1.08
86-87	Artis Gilmore	82	1.95
87-88	Greg Anderson	82	1.22
88-89	Greg Anderson	82	1.03
89-90	David Robinson	82	3.19
90-91	David Robinson	82	3.20
91-92	David Robinson	68	3.05
92-93	David Robinson	82	2.64
93-94	David Robinson	80	2.65
94-95	David Robinson	81	2.62
95-96	David Robinson	82	2.71
96-97	Will Perdue	65	1.02
97-98	David Robinson	73	1.92
98-99	Tim Duncan	50	1.26
99-00	David Robinson	80	1.83
00-01	David Robinson	80	1.97
01-02	Tim Duncan	82	2.03
02-03	Tim Duncan	81	2.37
03-04	Tim Duncan	69	1.85
04-05	Tim Duncan	66	1.74
05-06	Tim Duncan	80	1.62
06-07	Tim Duncan	80	1.90
07-08	Tim Duncan	78	1.52
08-09	Tim Duncan	75	1.26
09-10	Tim Duncan	78	1.17
10-11	Tim Duncan	76	1.46
11-12	Tim Duncan	58	1.52
12-13	Tim Duncan	69	1.83
13-14	Tim Duncan	74	1.39
14-15	Tim Duncan	77	1.51
15-16	Tim Duncan	61	1.28

# TOP ALL-TIME GAMES

## (NBA SEASONS ONLY)

### SPURS

#### POINTS

David Robinson	71	at LA Clippers	04/24/94
George Gervin	63	at New Orleans	04/09/78
George Gervin	55	at Indiana	01/23/80
Tony Parker	55	at Minnesota	11/05/08
Tim Duncan	53	vs. Dallas	12/26/01
George Gervin	53	vs. Denver	01/08/80
George Gervin	52	vs. San Diego	01/11/79
Terry Cummings	52	vs. Charlotte	01/31/90
David Robinson	52	vs. Charlotte	01/16/93
Larry Kenon	51	vs. Detroit	03/30/80
George Gervin	50	vs. Milwaukee	03/06/82
David Robinson	50	at Minnesota	02/21/94

#### REBOUNDS

Dennis Rodman	32	vs. Dallas	01/22/94
Dennis Rodman	30	at Houston	02/21/95
Dennis Rodman	29	vs. Minnesota	11/09/93
Dennis Rodman	28	at Charlotte	12/01/93
Tim Duncan	27	vs. Atlanta	01/27/10
Dennis Rodman	27	at Seattle	02/07/95
Dennis Rodman	27	vs. Houston	03/05/95
Tim Duncan	26	at Indiana	02/17/10
Dennis Rodman	26	vs. Miami	02/19/94
Tim Duncan	25	at Miami	02/01/03
Dennis Rodman	25	at Phoenix	11/10/93
Dennis Rodman	25	at Golden State	03/26/94
Dennis Rodman	25	at Indiana	01/22/95
Edgar Jones	25	vs. Dallas	03/13/84
Artis Gilmore	25	vs. Utah	01/17/87

#### ASSISTS

John Lucas	24	vs. Denver	04/15/84
Avery Johnson	20	vs. Vancouver	12/17/97
Avery Johnson	20	vs. LA Clippers	12/10/97
John Lucas	20	at Kansas City	12/23/83
Johnny Moore	20	vs. Washington	12/10/83
Johnny Moore	20	vs. LA Lakers	01/02/81
Rod Strickland	19	at Minnesota	03/03/92
John Lucas	19	vs. Atlanta	03/20/84
Johnny Moore	19	vs. Washington	01/11/81
Johnny Moore	18	three times: latest, vs. Seattle	11/06/83
John Lucas	18	two times: latest, vs. Denver	01/18/84

### OPPONENTS

#### POINTS

Kyrie Irving	57	vs. Cleveland	03/12/15
Purvis Short	57	at Golden St.	01/07/84
Billy Knight	52	vs. Indiana	11/11/80
Kiki Vandeweghe	50	at Denver	01/11/84
Bernard King	50	vs. New York	01/31/84
Dominique Wilkins	48	vs. Atlanta	01/13/88
Clyde Drexler	48	at Portland	11/24/91
Hakeem Olajuwon	47	at Houston	01/22/95
Adrian Dantley	47	at Utah	03/14/86
Dale Ellis	47	at Seattle	01/09/88
Allen Iverson	46	at Philadelphia	02/12/99
Isiah Thomas	46	vs. Detroit	02/08/83

#### REBOUNDS

Andrew Bynum	30	vs. Los Angeles	04/11/12
Artis Gilmore	28	at Chicago	12/22/78
Moses Malone	26	at Houston	01/14/78
Moses Malone	26	at Houston	04/07/79
Maurice Lucas	26	at New Jersey	02/24/80
Dennis Rodman	26	at Detroit	01/11/93
Dave Cowens	25	vs. Boston	03/22/77
Moses Malone	25	vs. Houston	02/25/79
Wes Unseld	25	vs. Washington	03/18/80
Swen Nater	24	at Buffalo	03/14/78
Dennis Rodman	24	vs. Detroit	01/06/92

#### ASSISTS

John Stockton	28	at Utah	01/15/91
Kevin Johnson	25	at Phoenix	04/16/94
Rajon Rondo	22	at Boston	01/05/11
Kevin Porter	22	at Detroit	12/23/78
John Stockton	21	vs. Utah	04/19/92
Kevin Johnson	20	at Phoenix	04/15/89
John Stockton	20	at Utah	03/03/90
John Stockton	20	vs. Utah	03/11/91
Tiny Archibald	19	vs. Boston	10/23/79
John Stockton	19	at Utah	01/22/92
Seven Players	18	latest: Rajon Rondo at Sacramento	2/24/16

## SPURS 40-POINT GAMES

PLAYER	TIMES OVER 40	RECORD	HIGH	DATE	TIMES OVER 50
George Gervin	65	41-24	63	04/09/78	5 (4-1)
David Robinson	22	16-6	71	04/24/94	3 (3-0)
Mike Mitchell	10	6-4	47	02/19/84	0
Manu Ginobili	6	6-0	48	01/21/05	0
Tim Duncan	5	4-1	53	12/26/01	1 (0-1)
Larry Kenon	4	4-0	51	03/30/80	1 (1-0)
Ron Brewer	2	2-0	44	11/10/81	0
Terry Cummings	2	2-0	52	01/31/90	1 (1-0)
Alvin Robertson	2	1-1	41	12/21/85	0
Tony Parker	3	3-0	55	11/5/08	1 (1-0)
Gene Banks	1	1-0	44	04/13/83	0
Sean Elliott	1	1-0	41	12/18/92	0
Artis Gilmore	1	1-0	40	01/25/83	0



# SPURS SINGLE SEASON HIGHS

(NBA SEASONS ONLY)

## MINUTES

3,329 — Tim Duncan 01–02  
3,241 — David Robinson 93–94  
3,211 — David Robinson 92–93  
3,204 — Tim Duncan 97–98  
3,181 — Tim Duncan 02–03

## POINTS

2,585 — George Gervin 79–80  
2,551 — George Gervin 81–82  
2,383 — David Robinson 93–94  
2,365 — George Gervin 78–79  
2,238 — David Robinson 94–95

## SCORING AVERAGE

33.1 — George Gervin 79–80  
32.3 — George Gervin 81–82  
29.8 — David Robinson 93–94  
29.6 — George Gervin 78–79  
27.6 — David Robinson 94–95

## TOTAL REBOUNDS

1,367 — Dennis Rodman 93–94  
1,063 — David Robinson 90–91  
1,043 — Tim Duncan 02–03  
1,042 — Tim Duncan 01–02  
1,000 — David Robinson 95–96

## REBOUNDING AVERAGE

17.3 — Dennis Rodman 93–94  
16.8 — Dennis Rodman 94–95  
13.0 — David Robinson 90–91  
12.9 — Tim Duncan 02–03  
12.7 — Tim Duncan 01–02

## TOTAL ASSISTS

816 — Johnny Moore 84–85  
789 — Avery Johnson 95–96  
762 — Johnny Moore 81–82  
753 — Johnny Moore 82–83  
673 — John Lucas 83–84

## ASSISTS AVERAGE

10.7 — John Lucas 83–84  
10.0 — Johnny Moore 84–85  
9.8 — Johnny Moore 82–83  
9.6 — Avery Johnson 95–96  
9.6 — Johnny Moore 81–82

## FIELD GOAL PCT.

.632 — Steve Johnson (362-573) 85–86  
.631 — Artis Gilmore (351-556) 83–84  
.626 — Artis Gilmore (556-888) 82–83  
.623 — Artis Gilmore (532-854) 84–85  
.618 — Artis Gilmore (423-684) 85–86

## 3-PT. FG PCT.

.472 — Steve Smith (116-246) 01–02  
.457 — Matt Bonner (105-230) 10–11  
.449 — Danny Ferry (70-156) 00–01  
.446 — Brent Barry (128-287) 06–07  
.443 — Kawhi Leonard (129-291) 15–16

## FREE THROW PCT.

.918 — Michael Finley (90-98) 06–07  
.896 — Johnny Dawkins (198-221) 87–88  
.893 — Johnny Dawkins (100-112) 88–89  
.890 — Roger Mason, Jr. (105-118) 08–09  
.890 — Patty Mills (73-82) 13-14

## FREE THROW PERCENTAGE

.419 — Gary Neal (129-309) 10–11  
.408 — Beno Udrih (58-142) 04–05  
.394 — Cory Alexander (26-66) 95–96  
.376 — Kawhi Leonard (41-109) 11-12  
.345 — Manu Ginobili (51-148) 02–03

## REBOUNDS

983 — David Robinson 89–90  
977 — Tim Duncan 97–98  
526 — DeJuan Blair 09–10  
513 — Greg Anderson 87–88  
417 — Willie Anderson 88–89

## MINUTES

3,204— Tim Duncan 97–98  
3,002— David Robinson 89–90  
2,738— Willie Anderson 88–89  
2,267— Tony Parker 01–02  
2,065— Vernon Maxwell 88–89

## STEALS

301 — Alvin Robertson 85–86  
260 — Alvin Robertson 86–87  
243 — Alvin Robertson 87–88  
229 — Johnny Moore 84–85  
197 — Alvin Robertson 88–89

## BLOCKS

320 — David Robinson 90–91  
319 — David Robinson 89–90  
305 — David Robinson 91–92  
278 — George Johnson 80–81  
271 — David Robinson 95–96

## TURNOVERS

306 — George Gervin 77–78  
300 — Larry Kenon 78–79  
279 — Tim Duncan 97–98  
270 — David Robinson 90–91  
263 — Tim Duncan 01–02

## PERSONAL FOULS

307 — Mark Olberding 80–81  
306 — Paul Griffin 79–80  
306 — Artis Gilmore 84–85  
300 — Alvin Robertson 87–88  
298 — Edgar Jones 83–84

## DISQUALIFICATIONS

13 — Steve Johnson 85–86  
12 — George Gervin 76–77  
11 — Frank Brickowski 87–88  
10 — Frank Brickowski 88–89  
9 — Paul Griffin 79–80

# SPURS SINGLE SEASON ROOKIE HIGHS

## POINTS

1,993 — David Robinson 89–90  
1,731 — Tim Duncan 97–98  
1,508 — Willie Anderson 88–89  
988 — Walter Berry 86–87  
957 — Greg Anderson 87–88

## SCORING AVERAGE

24.3 — David Robinson 89–90  
21.1 — Tim Duncan 97–98  
18.6 — Willie Anderson 88–89  
17.6 — Walter Berry 86–87  
11.7 — Vernon Maxwell 88–89

## FIELD GOAL PERCENTAGE

.603 — Boban Marjanovic (105-174) 15-16  
.589 — Ozell Jones (106-180) 84–85  
.556 — DeJuan Blair (275-495) 09–10  
.552 — Swen Nater (383-694) 73–74  
.551 — Michael Wiley (76-138) 80–81

## 3-PT. FG PERCENTAGE

.419 — Gary Neal (129-309) 10–11  
.408 — Beno Udrih (58-142) 04–05  
.394 — Cory Alexander (26-66) 95–96  
.376 — Kawhi Leonard (41-109) 11-12  
.345 — Manu Ginobili (51-148) 02–03

## FREE THROW PERCENTAGE

.866 — Sean Elliott (187-216) 89–90  
.848 — Sean Higgins (28-33) 90–91  
.808 — Gary Neal (81-100) 10–11  
.801 — Johnny Dawkins (153-191) 86–87  
.781 — George Hill (114-146) 08–09

## REBOUNDS

983 — David Robinson 89–90  
977 — Tim Duncan 97–98  
526 — DeJuan Blair 09–10  
513 — Greg Anderson 87–88  
417 — Willie Anderson 88–89

## MINUTES

3,204— Tim Duncan 97–98  
3,002— David Robinson 89–90  
2,738— Willie Anderson 88–89  
2,267— Tony Parker 01–02  
2,065— Vernon Maxwell 88–89

## ASSISTS

373 — Johnny Moore 80–81  
372 — Willie Anderson 88–89  
334 — Tony Parker 01–02  
301 — Vernon Maxwell 88–89  
290 — Johnny Dawkins 86–87

## STEALS

150 — Willie Anderson 88–89  
138 — David Robinson 89–90  
127 — Alvin Robertson 84–85  
120 — Johnny Moore 80–81  
96 — Manu Ginobili 02–03

## BLOCKED SHOTS

319 — David Robinson 89–90  
206 — Tim Duncan 97–98  
122 — Greg Anderson 87–88  
62 — Willie Anderson 88–89  
57 — Ozell Jones 84–85

# SPURS HONOR ROLL

1999 NBA CHAMPIONS

2003 NBA CHAMPIONS

2005 NBA CHAMPIONS

2007 NBA CHAMPIONS

2014 NBA CHAMPIONS

## NBA DIVISION TITLES

1977-78 – Central Division  
1978-79 – Central Division  
1980-81 – Midwest Division  
1981-82 – Midwest Division  
1982-83 – Midwest Division  
1989-90 – Midwest Division  
1990-91 – Midwest Division  
1994-95 – Midwest Division  
1995-96 – Midwest Division  
1998-99 – Midwest Division  
2000-01 – Midwest Division  
2001-02 – Midwest Division  
2002-03 – Midwest Division  
2004-05 – Southwest Division  
2005-06 – Southwest Division  
2008-09 – Southwest Division  
2010-11 – Southwest Division  
2011-12 – Southwest Division  
2012-13 – Southwest Division  
2013-14 – Southwest Division  
2015-16 – Southwest Division

## NBA MOST VALUABLE PLAYER

94-95 – David Robinson  
01-02 – Tim Duncan  
02-03 – Tim Duncan

## NBA SCORING TITLES

77-78 – George Gervin, 27.2 ppg  
78-79 – George Gervin, 29.6 ppg  
79-80 – George Gervin, 33.1 ppg  
81-82 – George Gervin, 32.3 ppg  
93-94 – David Robinson, 29.8 ppg

## NBA REBOUNDING TITLES

90-91 – David Robinson, 13.0 rpg  
93-94 – Dennis Rodman, 17.3 rpg  
94-95 – Dennis Rodman, 16.8 rpg

## NBA ASSISTS TITLES

81-82 – Johnny Moore, 9.6 apg

## NBA BLOCKED SHOTS TITLES

80-81 – George Johnson, 3.39 bpg  
81-82 – George Johnson, 3.12 bpg  
91-92 – David Robinson, 4.49 bpg

## NBA STEALS TITLES

85-86 – Alvin Robertson, 3.67 spg  
86-87 – Alvin Robertson, 3.21 spg  
14-15 – Kawhi Leonard, 2.31 spg

## FIELD GOAL PERCENTAGE TITLES

82-83 – Artis Gilmore, .626  
83-84 – Artis Gilmore, .631  
85-86 – Steve Johnson, .632

## 3-PT. FG PERCENTAGE TITLES

82-83 – Mike Dunleavy, .345  
01-02 – Steve Smith, .472  
02-03 – Bruce Bowen, .441  
10-11 – Matt Bonner, .457

## NBA ALL-STAR GAMES

1977 – George Gervin  
1978 – George Gervin  
– Larry Kenon  
1979 – George Gervin  
– Larry Kenon  
1980 – George Gervin  
1981 – George Gervin  
1982 – George Gervin  
1983 – George Gervin  
– Artis Gilmore  
1984 – George Gervin  
1985 – George Gervin  
1986 – Artis Gilmore  
– Alvin Robertson

1987 – Alvin Robertson  
1988 – Alvin Robertson  
1990 – David Robinson  
1991 – David Robinson  
1992 – David Robinson  
1993 – Sean Elliott  
– David Robinson  
1994 – David Robinson  
1995 – David Robinson  
1996 – Sean Elliott  
– David Robinson  
1998 – Tim Duncan  
– David Robinson  
2000 – Tim Duncan  
– David Robinson  
2001 – Tim Duncan  
– David Robinson  
2002 – Tim Duncan  
2003 – Tim Duncan  
2004 – Tim Duncan  
2005 – Tim Duncan  
Manu Ginobili  
2006 – Tim Duncan  
Tony Parker  
2007 – Tim Duncan  
Tony Parker  
2008 – Tim Duncan  
2009 – Tim Duncan  
Tony Parker  
2010 – Tim Duncan  
2011 – Tim Duncan  
Manu Ginobili  
2012 – Tony Parker  
2013 – Tim Duncan  
Tony Parker  
2014 – Tony Parker  
2015 – Tim Duncan  
2016 – LaMarcus Aldridge  
Kawhi Leonard

## ALL-NBA FIRST TEAM

77-78 – George Gervin  
78-79 – George Gervin  
79-80 – George Gervin  
80-81 – George Gervin  
81-82 – George Gervin  
90-91 – David Robinson  
91-92 – David Robinson  
94-95 – David Robinson  
95-96 – David Robinson  
97-98 – Tim Duncan  
98-99 – Tim Duncan  
99-00 – Tim Duncan  
00-01 – Tim Duncan  
01-02 – Tim Duncan  
02-03 – Tim Duncan  
03-04 – Tim Duncan  
04-05 – Tim Duncan  
06-07 – Tim Duncan  
12-13 – Tim Duncan  
15-16 – Kawhi Leonard

## ALL-NBA SECOND TEAM

76-77 – George Gervin  
82-83 – George Gervin  
85-86 – Alvin Robertson  
93-94 – David Robinson  
97-98 – David Robinson  
05-06 – Tim Duncan  
07-08 – Tim Duncan  
08-09 – Tim Duncan  
11-12 – Tony Parker  
12-13 – Tony Parker  
13-14 – Tony Parker

## ALL-NBA THIRD TEAM

89-90 – David Robinson  
92-93 – David Robinson  
94-95 – Dennis Rodman  
99-00 – David Robinson  
00-01 – David Robinson  
07-08 – Manu Ginobili  
08-09 – Tony Parker  
09-10 – Tim Duncan  
10-11 – Manu Ginobili  
14-15 – Tim Duncan  
15-16 – LaMarcus Aldridge

## NBA ROOKIE OF THE YEAR

89-90 – David Robinson  
97-98 – Tim Duncan

## NBA ALL-ROOKIE FIRST TEAM

87-88 – Greg Anderson  
88-89 – Willie Anderson

89-90 – David Robinson  
 97-98 – Tim Duncan

01-02 – Tony Parker  
 10-11 – Gary Neal  
 11-12 – Kawhi Leonard

### NBA ALL-ROOKIE SECOND TEAM

89-90 – Sean Elliott  
 02-03 – Manu Ginobili  
 09-10 – DeJuan Blair

### NBA DEFENSIVE PLAYER OF THE YEAR

85-86 – Alvin Robertson  
 91-92 – David Robinson  
 14-15 – Kawhi Leonard  
 15-16 – Kawhi Leonard

### NBA ALL-DEFENSIVE FIRST TEAM

86-87 – Alvin Robertson  
 90-91 – David Robinson  
 91-92 – David Robinson  
 94-95 – David Robinson  
     – Dennis Rodman  
 95-96 – David Robinson  
 98-99 – Tim Duncan  
 99-00 – Tim Duncan  
 00-01 – Tim Duncan  
 01-02 – Tim Duncan  
 02-03 – Tim Duncan  
 03-04 – Bruce Bowen  
 04-05 – Bruce Bowen  
     Tim Duncan  
 05-06 – Bruce Bowen  
 06-07 – Bruce Bowen  
     Tim Duncan  
 07-08 – Bruce Bowen  
     Tim Duncan  
 14-15 – Kawhi Leonard  
 15-16 – Kawhi Leonard

### NBA ALL-DEFENSIVE SECOND TEAM

80-81 – George Johnson  
 85-86 – Alvin Robertson  
 87-88 – Alvin Robertson  
 88-89 – Alvin Robertson  
 89-90 – David Robinson  
 92-93 – David Robinson  
 93-94 – David Robinson  
     Dennis Rodman  
 97-98 – Tim Duncan  
     David Robinson  
 98-99 – David Robinson  
 01-02 – Bruce Bowen  
 02-03 – Bruce Bowen  
 03-04 – Tim Duncan  
 05-06 – Tim Duncan  
 08-09 – Tim Duncan  
 09-10 – Tim Duncan  
 12-13 – Tim Duncan  
 13-14 – Kawhi Leonard  
 14-15 – Tim Duncan

### NBA SIXTH MAN AWARD

07-08 – Manu Ginobili

### NBA SPORTSMANSHIP AWARD

97-98 – Avery Johnson  
 00-01 – David Robinson  
 01-02 – Steve Smith

### MOST IMPROVED PLAYER

85-86 – Alvin Robertson

### NBA IBM AWARD

89-90 – David Robinson  
 90-91 – David Robinson  
 93-94 – David Robinson  
 94-95 – David Robinson  
 95-96 – David Robinson  
 01-02 – Tim Duncan

### NBA EXECUTIVE OF THE YEAR

77-78 – Angelo Drossos  
 89-90 – Bob Bass  
 13-14 – R.C. Buford  
 15-16 – R.C. Buford

### NBA COACH OF THE YEAR

02-03 – Gregg Popovich  
 11-12 – Gregg Popovich  
 13-14 – Gregg Popovich

### NBA PLAYER OF THE WEEK

01/27/80 – George Gervin  
 11/15/81 – Ron Brewer  
 12/06/81 – George Gervin  
 01/03/82 – George Gervin  
 03/07/82 – George Gervin  
 01/30/83 – Artis Gilmore  
 12/15/85 – Alvin Robertson  
 11/23/86 – Alvin Robertson  
 12/24/89 – Terry Cummings  
 02/26/90 – David Robinson  
 03/25/90 – David Robinson  
 04/22/90 – David Robinson  
 12/01/91 – David Robinson  
 11/29/92 – David Robinson  
 12/27/92 – Sean Elliott  
 01/03/93 – David Robinson  
 12/05/93 – David Robinson  
 02/06/94 – David Robinson  
 02/20/94 – David Robinson  
 03/06/94 – David Robinson  
 04/24/94 – David Robinson  
 04/02/95 – David Robinson  
 01/14/96 – David Robinson  
 12/28/97 – David Robinson  
 02/02/98 – David Robinson  
 03/01/98 – Tim Duncan  
 03/07/99 – Tim Duncan  
 11/28/99 – Tim Duncan  
 04/03/00 – Tim Duncan  
 01/28/01 – Tim Duncan  
 03/11/01 – Derek Anderson  
 11/11/01 – Tim Duncan  
 11/25/01 – Tim Duncan  
 12/30/01 – Tim Duncan  
 03/17/02 – Tim Duncan  
 03/23/02 – Tim Duncan  
 04/07/02 – Tim Duncan  
 12/22/02 – Tim Duncan  
 12/29/02 – Tim Duncan  
 01/26/03 – Tim Duncan  
 02/16/03 – Tim Duncan  
 03/30/03 – Tim Duncan  
 02/08/04 – Tim Duncan  
 01/09/05 – Bruce Bowen  
 02/13/06 – Tony Parker  
 03/11/07 – Manu Ginobili  
 04/08/07 – Tim Duncan  
 11/25/07 – Tony Parker  
 02/24/08 – Manu Ginobili  
 12/15/08 – Tim Duncan  
 02/02/09 – Tony Parker  
 03/30/09 – Tony Parker  
 11/30/09 – Tim Duncan  
 03/29/10 – Manu Ginobili  
 12/20/10 – Tony Parker  
 03/14/11 – Tony Parker  
     2/6/12 – Tony Parker  
 11/26/12 – Tim Duncan  
     1/28/13 – Tony Parker  
 03/31/14 – Tim Duncan  
 04/13/15 – Tim Duncan  
 12/21/15 – Kawhi Leonard  
     2/8/16 – LaMarcus Aldridge  
 3/7/16 – Kawhi Leonard

### NBA PLAYER OF THE MONTH

01/80 – George Gervin  
 12/85 – Alvin Robertson  
 01/91 – David Robinson  
 02/94 – David Robinson  
 03/95 – David Robinson  
 03/96 – David Robinson  
 03/99 – Tim Duncan  
 12/01 – Tim Duncan  
 03/02 – Tim Duncan  
 04/02 – Tim Duncan  
 01/13 – Tony Parker

### NBA COACH OF THE MONTH

03/83 – Stan Albeck  
 12/85 – Cotton Fitzsimmons  
 01/93 – John Lucas  
 02/95 – Bob Hill  
 04/95 – Bob Hill  
 03/96 – Bob Hill  
 04/99 – Gregg Popovich  
 03/01 – Gregg Popovich  
 03/02 – Gregg Popovich  
 01/03 – Gregg Popovich  
 03/03 – Gregg Popovich  
 12/03 – Gregg Popovich  
 12/05 – Gregg Popovich  
 03/06 – Gregg Popovich  
 03/07 – Gregg Popovich  
 11/07 – Gregg Popovich  
 11/10 – Gregg Popovich

12/10 - Gregg Popovich  
2/12 - Gregg Popovich  
3/12 - Gregg Popovich  
3/14 - Gregg Popovich  
12/15 - Gregg Popovich

---

**NBA ROOKIE OF THE MONTH**

03/88 - Greg Anderson  
11/88 - Willie Anderson  
11/89, 12/89, 1/90, 2/90, 3/90 & 4/90  
- David Robinson  
11/97, 12/97, 1/98, 2/98, 3/98 & 4/98  
- Tim Duncan  
03/03 - Manu Ginobili  
12/04 - Beno Udrih

---

# SPURS AMONG LEAGUE LEADERS

## 1976-77

Mike Gale — 8th in assists	5.8 apg
— 5th in steals	2.33 spg
George Gervin — 9th in scoring	23.1 ppg
— 4th in FG%	.544 (726-1335)
Larry Kenon — 12th in scoring	21.9 ppg
— 10th in rebounds	11.3 rpg
Billy Paultz — 9th in blocks	2.11 bpg

## 1977-78

Mike Gale — 4th in steals	2.27 spg
George Gervin — 1st in scoring	27.2 ppg
— 7th in FG%	.536 (864-1611)
Larry Kenon — 19th in scoring	20.6 ppg
— 8th in FT%	.854 (276-323)
Billy Paultz — 9th in FG%	.529 (518-979)
— 5th in blocks	2.43 bpg

## 1978-79

George Gervin — 1st in scoring	29.6 ppg
Larry Kenon — 15th in scoring	22.1 ppg

## 1979-80

George Gervin — 1st in scoring	33.1 ppg
Larry Kenon — 20th in scoring	20.1 ppg
James Silas — 4th in FT%	.887 (339-382)

## 1980-81

George Gervin — 3rd in scoring	27.1 ppg
George Johnson — 1st in blocks	3.39 bpg

## 1981-82

Mike Bratz — 9th in 3-PT FG%	.333 (46-138)
George Gervin — 1st in scoring	32.3 ppg
— 4th in FT%	.864 (555-642)
Mike Mitchell — 18th in scoring	20.5 ppg
Johnny Moore — 1st in assists	9.6 apg
— 9th in steals	2.06 spg
George Johnson — 1st in blocks	3.12 bpg

## 1982-83

Mike Dunleavy — 1st in 3-PT FG%	.345 (67-194)
George Gervin — 4th in scoring	26.2 ppg
— 4th in FT%	.853 (517-606)
Artis Gilmore — 1st in FG%	.626 (556-888)
— 4th in rebounds	12.0 rpg
— 5th in blocks	2.34 bpg
Johnny Moore — 2nd in assists	9.8 apg
— 3rd in steals	2.52 spg

## 1983-84

George Gervin — 6th in scoring	25.9 ppg
Artis Gilmore — 1st in FG%	.631 (351-556)
— 5th in blocks	2.06 bpg
John Lucas — 4th in assists	10.7 apg
Mike Mitchell — 8th in scoring	23.3 ppg
Johnny Moore — 5th in assists	9.6 apg
— 3rd in 3-PT FG%	.322 (28-87)

## 1984-85

Artis Gilmore — 2nd in FG%	.623 (532-854)
— 9th in rebounds	10.4 rpg
— 7th in blocks	2.14 bpg
Mike Mitchell — 17th in scoring	22.2 ppg
Johnny Moore — 3rd in assists	10.0 apg
— 2nd in steals	2.79 spg

## 1985-86

Artis Gilmore — 2nd in FG%	.618 (423-684)
Mike Mitchell — 9th in scoring	23.4 ppg
George Johnson — 1st in FG%	.632 (362-573)
Alvin Robertson — 1st in steals	3.67 spg

## 1986-87

Artis Gilmore — 2nd in FG%	.597 (346-580)
Alvin Robertson — 1st in steals	3.21 spg

## 1987-88

Walter Berry — 5th in FG%	.563 (540-960)
Johnny Dawkins — 5th in FT%	.896 (198-221)
Alvin Robertson — 2nd in steals	2.96 spg

## 1988-89

Alvin Robertson — 2nd in steals	3.03 spg
---------------------------------	----------

## 1989-90

Terry Cummings — 16th in scoring	22.4 ppg
David Robinson — 10th in scoring	24.3 ppg
— 2nd in rebounds	12.0 rpg
— 3rd in blocks	3.89 bpg

## 1990-91

David Robinson — 9th in scoring	25.6 ppg
— 1st in rebounds	13.0 rpg
— 2nd in blocks	3.90 bpg
— 9th in FG%	.552 (754-1366)

## 1991-92

David Robinson — 7th in scoring	23.2 ppg
— 4th in rebounds	12.2 rpg
— 7th in FG%	.551 (592-1074)
— 5th in steals	2.32 spg
— 1st in blocks	4.49 bpg
Rod Strickland — 5th in assists	8.6 apg

## 1992-93

Antoine Carr — 10th in FG%	.538 (379-705)
David Robinson — 9th in scoring	23.4 ppg
— 9th in rebounds	11.7 rpg
— 5th in blocks	3.22 bpg

## 1993-94

David Robinson — 1st in scoring	29.8 ppg
— 3rd in blocks	3.31 bpg
Dennis Rodman — 1st in rebounds	17.3 rpg

## 1994-95

Avery Johnson — 7th in assists	8.2 apg
David Robinson — 3rd in scoring	27.6 ppg
— 7th in rebounds	10.8 rpg
— 4th in blocks	3.23 bpg
Dennis Rodman — 1st in rebounds	16.8 rpg

# SPURS AMONG LEAGUE LEADERS

## 1995-96

Avery Johnson	— 3rd in assists	9.6 apg
David Robinson	— 5th in scoring	25.0 ppg
	— 2nd in rebounds	12.2 rpg
	— 3rd in blocks	3.30 bpg

## 1996-97

Avery Johnson	— 17th in assists	6.8 apg
---------------	-------------------	---------

## 1997-98

Tim Duncan	— 13th in scoring	21.1 ppg
	— 3rd in rebounds	11.9 rpg
	— 6th in blocks	2.51 bpg
	— 4th in FG%	.549 (706-1287)
David Robinson	— 10th in scoring	21.6 ppg
	— 5th in rebounds	10.6 rpg
	— 5th in blocks	2.63 bpg

## 1998-99

Tim Duncan	— 7th in scoring	21.7 ppg
	— 5th in rebounds	11.4 rpg
	— 7th in blocks	2.52 bpg
	— 10th in FG%	.495 (418-845)
Mario Elie	— 9th in FT%	.866 (103-119)
Avery Johnson	— 9th in assists	7.4 apg
David Robinson	— 10th in rebounds	10.0 rpg
	— 9th in blocks	2.43 bpg
	— 5th in FG%	.509 (268-527)

## 1999-00

Tim Duncan	— 9th in scoring	23.2 ppg
	— 3rd in rebounds	12.4 rpg
	— 7th in blocks	2.23 bpg
Terry Porter	— 6th in 3PT-FG%	.435 (90-207)
David Robinson	— 9th in rebounds	9.6 rpg
	— 6th in blocks	2.29 bpg
	— 6th in FG%	.512 (528-1031)

## 2000-01

Tim Duncan	— 14th in scoring	22.2 ppg
	— 4th in rebounds	12.2 rpg
	— 9th in blocks	2.34 bpg
Danny Ferry	— 5th in 3PT-FG%	.449 (70-156)
David Robinson	— 8th in blocks	2.46 bpg

## 2001-02

Tim Duncan	— 5th in scoring	25.5 ppg
	— 2nd in rebounds	12.7 rpg
	— 4th in blocks	2.48 bpg
	— 9th in FG%	.508 (764-1504)
Steve Smith	— 1st in 3PT-FG%	.472 (116-246)
	— 8th in FT%	.878 (159-181)

## 2002-03

Bruce Bowen	— 1st in 3PT-FG%	.441
Tim Duncan	— 7th in scoring	23.3 ppg
	— 3rd in rebounds	12.9 rpg
	— 3rd in blocks	2.93 bpg
	— 7th in FG%	.513 (714-1392)

## 2003-04

Tim Duncan	— 8th in scoring	22.3 ppg
	— 2nd in rebounds	12.4 rpg
	— 10th in FG%	.501 (592-1181)
	— 4th in blocks	2.68 bpg
Manu Ginobili	— 7th in steals	1.77 spg
Hedo Turkoglu	— 8th in 3PT-FG%	.419 (101-241)
Charlie Ward	— 10th in 3PT-FG%	.408 (84-206)

## 2004-05

Tim Duncan	— 3rd in blocks	2.64 bpg
------------	-----------------	----------

## 2005-06

Tim Duncan	— 5th in rebounds	11.0 rpg
Tony Parker	— 3rd in FG%	.548 (623-1,136)
Bruce Bowen	— 9th in 3PT-FG%	.424 (104-245)

## 2006-07

Tim Duncan	— 20th in scoring	20.0 ppg
	— 7th in rebounds	10.6 rpg
	— 9th in FG%	.546 (618-1,131)
	— 5th in blocks	2.38 bpg
Brent Barry	— 3rd in 3PT-FG%	.446 (128-287)

## 2007-08

Tim Duncan	— 4th in rebounds	11.3 rpg
	— 8th in blocks	1.95 bpg

## 2008-09

Tim Duncan	— 4th in rebounds	10.7 rpg
	— 11th in blocks	1.68 bpg
Tony Parker	— 11th in assists	6.9 apg
	— 12th in scoring	22.0 ppg
Manu Ginobili	— 8th in FT%	.884 (168-190)
Matt Bonner	— 8th in 3PT-FG%	.440 (118-268)

## 2009-10

Tim Duncan	— 8th in rebounds	10.1 rpg
Manu Ginobili	— 11th in FT%	.870 (309-355)

## 2010-11

Matt Bonner	— 1st in 3PT-FG%	.457 (105-230)
Tim Duncan	— 8th in blocks	1.92
	— 12th in rebounds	8.9 rpg
Manu Ginobili	— 11th in steals	1.54 spg
	— 12th in FT%	.871 (357-410)
George Hill	— 17th in FT%	.863 (233-270)
Richard Jefferson	— T-4th in 3PT-FG%	.440 (135-307)
Tony Parker	— 15th in assists	6.6 apg
	— 17th in FG%	.519 (555-1,069)

## 2011-12

DeJuan Blair	— 9th in FG%	.534 (269-504)
Tim Duncan	— 15th in rebounds	9.0 rpg
Danny Green	— 9th in 3FG%	.436 (102-234)
Tony Parker	— 8th in Assists	7.7 apg

## 2012-13

Tim Duncan	— 3rd in Blocks	2.65 bpg
Danny Green	— 7th in 3-PT FG%	.429 (177-413)
Tony Parker	— 6th in Assists	7.6 apg
Tiago Splitter	— 7th in FG%	.560 (315-563)

## 2013-14

Tim Duncan	— T5th in Blocks	1.88 bpg
Marco Belinelli	— 5th in 3-PT FG%	.430 (126-293)
Patty Mills	— 7th in 3-PT FG%	.424 (135-318)
Kawhi Leonard	— 10th in Steals	1.73 spg

## 2014-15

Kawhi Leonard	— 1st in Steals	2.31 spg
Tim Duncan	— 6th in Blocks	1.96 bpg
Tim Duncan	— 15th in rebounds	9.1 rpg
Danny Green	— 7th in 3-PT FG%	.418 (191-457)

---

**2015-16**

Kawhi Leonard	— 3rd in 3PT-FG%	.443 (129-291)
Kevin Martin	— 7th in FT%	.890 (153-172)
Kawhi Leonard	— 15th in scoring	21.2 ppg

# SPURS ALL-TIME DRAFT HISTORY

## THE ABA DRAFT

### 1967

First Five Rounds

Matthew Aitch, Michigan St.

Jim Burns, Northwestern

Gary Gray, Oklahoma City

Pat Riley, Kentucky

Jamie Thompson, Wichita St.

Additional Rounds

Paul Brateris, Tennessee Wesleyan

Jeff Fitch, East Texas St.

Ted Manning, North Carolina A&T

Duane Heckman, Dickinson College

Gilbert McDowell, Tennessee Wesleyan

Jerry Southwood, Vanderbilt

Tom Storm, Montana St.

### 1968

First Five Rounds

Shaler Hallimon, Utah St.

Rich Jones, Memphis St.

Bob Lewis, South Carolina St.

John Smith, Southern Colorado St.

Jo Jo White, Kansas

Second Five Rounds

Wally Anderzunas, Creighton

Ron Boone, Idaho St.

Glen Combs, Virginia Tech

C.A. Core, SE Louisiana

Roy Manning, Lane College

Third Five Rounds

Billy Arnold, Texas

Gene Jones, Missouri

Gene Littles, High Point

Mickey McCarty, TCU

Calvin Pettit, Central Missouri St.

Additional Rounds

Willie Worsley, Texas-El Paso

### 1969

First Five Rounds

Willie Brown, Middle Tennessee St.

Bobby Christian, Grambling

Tom Hagan, Vanderbilt

A.W. Holt, Jackson St.

Charlie Robison, Smith College

Cliff Shegogg, Colorado St.

Second Five Rounds

Butch Beard, Louisville

Jake Ford, Maryland St.

Jud Roberts, Mercer University

Ron Sanford, New Mexico

Willie Scott, Troy St.

### 1970

First Five Rounds

Nate Archibald, Texas-El Paso

Immanuel Cannon, Grambling

Bob Croft, Tennessee

Joe Hamilton, North Texas St.

John Johnson, Iowa

Stan Love, Oregon

Second Five Rounds

Michael Bernard, Kentucky St.

Bill Cain, Iowa St.

Randall Causey, McMurry

Al Henry, Wisconsin

Steve Patterson, UCLA

Glen Vidnovic, Iowa

Third Five Rounds

Paul Brown, Arkansas Tech

Ron Pitts, Wiley College

### 1971

First Three Rounds

Roger Brown, Kansas

Stan Love, Oregon

Gary Nelson, Duquesne

Walt Szczerbiak, George Washington

Sidney Wicks, UCLA

Additional Rounds

4. Gene Phillips, SMU

5. Collis Jones, Notre Dame

6. George Trapp, Long Beach St.

7. Sterling Quant, Central St.

8. Curtis Rowe, UCLA

9. Jimmy Guymon, E. New Mexico St.

10. Gene Knolle, Texas Tech

11. Al Shumate, North Texas St.

12. Willie Hart, Grambling

13. Eugene (Goo) Kennedy, TCU

14. Bill Brickhouse, Montana St.

15. William Chatman, Baylor

16. Harry Taylor, Los Angeles Baptist

17. Dan McGhee, Howard Payne

### 1972

First Five Rounds

LaRue Martin, Loyola, Chicago

Mike Ratliff, Eau Claire St.

Bob Morse, Penn

Bill Walton, UCLA

Steve Hawes, Washington

Additional Rounds

Jim Creighton, Colorado

Frank Schade, Eau Claire St.

Anslay Truitt, California

Wayne Grabiec, Michigan

Jerry Zelinski, Northern Illinois

Jeff Hickman, Houston

Stan Key, Kentucky

Don Wiese, Ripon College

Rhea Taylor, Arizona St.

Ron Williams, Murray St.

Joe Reddick, Albany St.

Al Vilcheck, Louisville

### 1973

Special Circumstance Draft

1. Kevin Kunnert, Iowa

2. John Brown, Missouri

1973

ABA Dispersal Draft (Held after 1972 season

following dissolution of Miami & Pittsburgh)

1. Harley Swift, East Tennessee St. (Pittsburgh)

2. John Gianelli, Pacific (Pittsburgh)

3. Jerry Brucks, Wyoming (Miami)

4. Bobby Jack, Oklahoma (Miami)

### 1973

1. Mike D'Antoni, Marshall

2. Kevin Joyce, South Carolina

3. Tom Kozelko, Toledo

4. Traded to New York

5. Luke Witte, Ohio St.

6. Gary Melchionni, Duke

7. Richie Fuqua, Oral Roberts

8. Henry Wilmore, Michigan

9. Mark Sibley, Northwestern

10. Larry Lilly, Alabama St.

### 1973

Undergraduate Draft

1. Dwight Jones, Houston

2. Tom Henderson, Hawaii

### 1973

Supplementary Draft

1. Craig Littlepage, Penn

2. John Coughran, California

3. Bob Fullerton, Xavier

4. Bob Kilgore, Michigan St.

5. Ron Hogue, Georgia

6. John Lang, Augustana

7. Jeff Overhouse, Texas A&M

8. Tim Dominiz, Valdosta St.

9. Bill Harris, Northern Illinois

10. Bob Bodell, Maryland

11. Leon Howard, Wisconsin

12. Jeff Jellison, SE Massachusetts

### 1974

1. Traded to Virginia

2. Leonard Robinson, Tennessee St.

3. Traded to Utah

3. Collis Temple, LSU (from Kentucky)

4. Fred Saunders, Syracuse

4. Kim Hughes (from Indiana)

5. Eugene Short, Jackson St.

6. Gary Anderson, Wisconsin

7. Gerald Cunningham, Kentucky St.

8. Herclie Ivy, Iowa St.

9. Walter Luckett, Ohio

10. Charles Ogan, Carson-Newman

### 1975

1. Mark Olberding, Minnesota

2. Traded to Indiana

2. Rick Suttle, Kansas (from Kentucky)

3. Billy Taylor, LaSalle

4. Ken Smith, Tulsa

5. Robert Parish, Centenary

6. Bayard Forrest, Grand Canyon

7. Henry Ward, Jackson St.

8. Gary Tomaszewski, St. Mary's

### 1976

(NBA Dispersal Draft)

1. Louie Dampier, Kentucky

### THE NBA DRAFT

#### 1977

1. Traded to Los Angeles

2. Jeff Wilkins, Illinois St.

3. Dan Henderson, Arkansas St.

4. Matt Hicks, Northern Illinois

5. Scott Sims, Missouri

6. Bruce Buckley, North Carolina

7. Richard Robinson, New Mexico St.

8. Jerome Gladney, Arizona

#### 1978

1. Frankie Sanders, Southern

2. Traded to Seattle

3. Gerald Henderson, Va. Common

4. Rich Adams, Illinois

5. Eugene Parker, Purdue

6. Harry Morgan, Indiana St.

7. Hector Olivencia, Sacred Heart

8. Henry Taylor, Pan American

9. Rick Taylor, Arizona St.

10. Larry Brewster, Florida

#### 1979

1. Wiley Peck, Mississippi St.

2. Traded to Portland

3. Sylvester Norris, Jackson St.

4. Al Daniel, Furman

5. Steve Schall, Arkansas

6. Terry Knight, Pittsburgh

7. Tyrone Bryanan, Texas

8. Ed Jones, Tennessee St.

9. Eddie McLeod, UNLV

10. Glen Fine, Harvard

#### 1980

1. Reggie Johnson, Tennessee

2. Traded to Los Angeles

2. Michael Wiley, Long Beach St. (from KC)

3. Lavon Mercer, Georgia (from Houston)



# SPURS ALL-TIME DRAFT HISTORY

3. Rich Yonaker, North Carolina
4. Calvin Roberts, Cal State-Fullerton
5. Gib Hinz, Wisconsin-Eau Claire
6. Dean Uthoff, Iowa St.
7. Allan Zahn, Arkansas
8. Bill Bailey, Pan American
9. Al Williams, North Texas St.
10. Steve Schall, Arkansas

## 1981

1. Traded to New Jersey
2. Gene Banks, Duke (from Cleveland)
2. Ed Rains, South Alabama (from Seattle)
2. Traded to Washington
3. Tom Baker, Eastern Kentucky
4. Earl Belcher, St. Bonaventure
5. Mike Rhodes, Vanderbilt
6. Doc Shavers, Jackson St.
7. Mark Mindeman, N. Michigan
8. Bob Bartholemew, San Diego
9. Leonel Marquetti, Hampton Institute
10. Alvin Brooks, Lamar

## 1982

1. Traded to Detroit
2. Oliver Robinson, UAB
3. Willie Redden, South Florida
4. Tony Grier, South Florida
5. Clarence Swanegan, Texas Tech
6. Jaime Pena, New Mexico St.
7. Delonte Taylor, North Texas St.
8. Chris Faggi, Memphis St.
9. Harry O'Brien, St. Mary's
10. Keith White, McMurray

## 1983

1. John Paxson, Notre Dame
2. Darrell Lockhart, Auburn (from Atlanta)
2. Traded to New Jersey
2. Kevin Williams, St. John's (from Los Angeles)
3. Traded to Cleveland
4. Brant Weidner, William & Mary
5. Jeff Pehl, Richmond
6. Ricky Hooker, St. Mary's
7. Keith Williams, Panhandle St.
8. Norville Brown, Oklahoma Christian
9. Gary Gaspard, St. Mary's
10. Lamar Heard, Georgia

## 1984

1. Alvin Robertson, Arkansas
2. Traded to Detroit
3. Traded to Kansas City
3. Joe Binion, North Carolina A&T (from Denver)
4. Joe Devereaux, Ohio
4. Ozell Jones, Cal State-Fullerton (from Milwaukee)
5. Eric Richardson, Alabama
6. Dion Brown, SW Louisiana
7. Michael Pitts, California
8. Danny Tarkanian, UNLV
9. Melvin Roseboro, St. Mary's
10. Frank Rodriguez, New Mexico St.

## 1985

1. Alfredrick Hughes, Loyola
2. Mike Brittain, South Carolina (from Sacramento)
2. Tyrone Corbin, DePaul (from Washington)
2. Traded to New Jersey
3. Traded to Detroit
4. Scott Roth, Wisconsin
5. Clayton Olivier, USC

6. Chris Harper, Oregon
7. Al Young, Virginia Tech

## 1986

1. Johnny Dawkins, Duke
2. Kevin Duckworth, Eastern Illinois
3. Forrest McKenzie, Loyola Marymount (from N.Y.)
4. Carlos Briggs, Baylor
5. Earl Kelley, Connecticut
6. Kevin Lewis, SMU
7. Michael Anderson, Pan American

## 1987

1. David Robinson, Navy
1. Greg Anderson, Houston (from L.A. Lakers)
2. Nate Blackwell, Temple
3. Phil Zevenbergen, Washington
4. Todd May, Pikeville
5. Dennis Williams, Georgia
6. Ricky Brown, South Alabama
7. Raynard Davis, Texas

## 1988

1. Willie Anderson, Georgia
2. Shelton Jones, St. John's (from New Jersey)
2. Traded to Philadelphia
3. Barry Sumpter, Austin Peay
3. Archie Marshall, Kansas (from L.A. Lakers)

## 1989

1. Sean Elliott, Arizona
2. Traded to Milwaukee

## 1990

1. Dwayne Schintzius, Florida
2. Tony Massenburg, Maryland (from Milwaukee)
2. Traded to L.A. Lakers
2. Sean Higgins, Michigan (from L.A. Lakers)

## 1991

1. Traded to Orlando
2. Greg Sutton, Oral Roberts

## 1992

1. Tracy Murray, UCLA
2. Henry Williams, UNC Charlotte

## 1993

1. Traded to Charlotte
2. Chris Whitney, Clemson

## 1994

1. Bill Curley, Boston College
2. Traded to Sacramento

## 1995

1. Cory Alexander, Virginia
2. Traded to Houston

## 1996

1. Traded to New York
2. Traded to Charlotte

## 1997

1. Tim Duncan, Wake Forest
2. Traded to Detroit

## 1998

1. Traded to Vancouver
2. Derrick Dial, Eastern Michigan

## 1999

1. Traded to Dallas
2. Manu Ginobili, Argentina

## 2000

1. Traded to Chicago
2. Chris Carrawell, Duke
2. Traded to L.A. Lakers

## 2001

1. Tony Parker, France
2. Robertas Javtokas, Lithuania
2. Bryan Bracey, Oregon

## 2002

1. Traded to Philadelphia
2. Luis Scola, Argentina
2. Traded to Philadelphia

## 2003

1. Traded to Phoenix
2. Traded to Detroit

## 2004

1. Beno Udrih, Slovenia
2. Viktor Sanikidze, Republic of Georgia (from Atlanta)
2. Romain Sato, Xavier
2. Sergei Karaulov, Uzbekistan

## 2005

1. Ian Mahinmi, France
2. Traded to Atlanta

## 2006

1. Traded to New York
2. Traded to Milwaukee

## 2007

1. Tiago Splitter, Brazil
2. Marcus Williams, Arizona (from Milwaukee)
2. Traded to Toronto

## 2008

1. George Hill, IUPUI
2. Malik Hairston, Oregon (from Phoenix)
2. James Gist, Maryland

## 2009

2. DeJuan Blair, Pittsburgh
2. Jack McClinton, Miami
2. Nando De Colo, France

## 2010

1. James Anderson, Oklahoma State
2. Ryan Richards, England

## 2011

1. Kawhi Leonard, SDSU (from Indiana)
1. Cory Joseph, Texas
2. Davis Bertans, Latvia (from Indiana)
2. Adam Hanga, Hungary

## 2012

2. Marcus Denmon, Missouri

## 2013

1. Livio Jean-Charles, France
2. Deshaun Thomas, Ohio State

## 2014

1. Kyle Anderson, UCLA
2. Nemanja Dangubic, Serbia

## 2015

1. Nikola Milutinovic, Serbia
2. Cady Lalanne, UMass

## 2016

1. Dejounte Murray, Washington

# KEY DATES IN SPURS HISTORY

## OCTOBER 10, 1973

In the first game in San Antonio history, the Spurs fell to the San Diego Conquistadors 121-106 in the HemisFair Arena ... Rich Jones led the Spurs in scoring with 25 points ... the Spurs lost their first four games before claiming their first win on 10/16/73 when they beat the Virginia Squires 116-106.

## JANUARY 30, 1974

After a month of fighting, Angelo Drossos pulled off the biggest deal in Spurs history, purchasing George Gervin from the Virginia Squires ... the transaction wasn't a simple one due to legal battles between the Spurs, the Squires and the ABA League Office ... in fact, at one point, the 21-year-old Gervin went into hiding for a week as the three parties battled it out ... in the end Drossos and the Spurs won, and the rest, as they say, is history.

## JANUARY 28, 1975

On this date the city of San Antonio hosted the 1975 ABA All-Star Game ... on the West squad were three Spurs, George Gervin, James Silas and Swen Nater ... but the East team dominated the game, posting a 151-124 win in front of 10,449 in the HemisFair Arena ... the coaches that night were Kevin Loughery and Larry Brown.

## OCTOBER 22, 1976

The Spurs made their NBA debut, beating the 76ers 121-118 in Philadelphia ... Billy Paultz paced the Spurs with 27 points ... also making his NBA debut that night was Julius Erving of the Sixers ... later in the week, on 10/27/76, the Spurs played their first NBA game in the HemisFair Arena, beating Phoenix 115-106 behind a 41-point effort by Larry Kenon ... the Spurs finished their first NBA season with a 44-38 record and a trip to the playoffs.

## APRIL 9, 1978

George Gervin set an NBA record scoring 33 points in the second quarter as the Spurs fell to New Orleans 153-132 in the final game of the regular season ... earlier in the day David Thompson had scored 73 points and entering the game Gervin knew that he needed to score 58 points to edge out Thompson for the 1978 NBA scoring title ... Gervin came through ... he had 53 at halftime and finished the game with 63 points—despite sitting out the fourth quarter—to claim his first scoring title.

## APRIL 15, 1983

Spurs announced their All-Decade Team ... on the squad were George Gervin, Artis Gilmore, Mike Mitchell, James Silas and Mark Olberding ... the Iceman was named the Spurs Player of the Decade ... the same night Artis Gilmore scored his 20,000th career point.

## FEBRUARY 28, 1984

The Spurs retired the No. 13 worn by James Silas ... it was the first number ever retired by the Spurs franchise and Silas earned the honor ... in his career he appeared in 618 games, scoring 10,290 points and handing out 2,406 assists ... Silas — who was an original Spur — enjoyed his best season in 1975-76 when he averaged 23.8 points, 5.4 assists and 4.0 rebounds ... his career was cut short by a knee injury that he suffered in November of 1976.

## MAY 17, 1987

The Spurs won the NBA Draft Lottery in New York ... Bob Bass was on hand with a lucky Red Chameleon ... the good luck charm worked as the Spurs beat out six other teams and won the number one pick in the 1987 Draft, which they used to select All-Star center David Robinson.

## DECEMBER 5, 1987

On this night the Spurs retired the No. 44 jersey worn by George Gervin ... 15,786 were on hand to pay tribute to the greatest player in Spurs history ... in his 12 seasons with the Spurs, the Iceman scored 23,602 points and led the NBA in scoring four times.

## MAY 27, 1988

Red McCombs purchased the Spurs for \$47 million, becoming the first principal owner of the franchise ... the transaction took place after months of negotiations between McCombs and the Spurs original majority owner, Angelo Drossos.

## NOVEMBER 4, 1989

In his first NBA game rookie center David Robinson led the Spurs to a 106-98 win over the Lakers in front of a crowd of 15,868 in the HemisFair Arena ... Robinson didn't miss a beat despite the fact that he had spent the two previous years serving as a Navy ensign, stationed at Kings Bay, GA ... the Admiral finished the game with 23 points and 17 rebounds.

## MARCH 26, 1993

On this date a group of 22 investors purchased the franchise from Red McCombs ... the two leaders of the group were Bob Coleman and Robert McDermott ... the original deal was struck on 2/19/93 between the group and McCombs, then a month later the move — with some minor changes — was approved by the NBA League Office.

## MAY 20, 1993

The end of an era ... after calling the HemisFair Arena home for 20 years the Spurs played their final game in the Arena falling to the Suns 102-100 in Game 6 of their Western Conference Semifinal series ... in those 20 seasons, the Spurs played 893 regular season and playoff games in the Arena, attracting 9,383,257 fans.

## MAY 23, 1995

On this date the NBA announced its 1994-95 Most Valuable Player — Mr. David Robinson ... the Admiral led the Spurs to a 62-20 record — the best mark in the NBA in 1994-95 — and became the first player in San Antonio history to win the award ... Robinson was among league leaders in five categories: scoring, rebounding, blocked shots, steals and field goal percentage.

# KEY DATES IN SPURS HISTORY

## **FEBRUARY 11, 1996**

One of the most exciting weekends in San Antonio history was capped with the 46th Annual NBA All-Star Game ... a crowd of 36,037 packed the Alamodome and saw the East defeat the West 129-118 despite solid efforts from Spurs All-Stars David Robinson and Sean Elliott ... the entire 1996 NBA All-Star Weekend was a hit as, for three days, the eyes of the basketball world were focused on the Alamo City.

## **MAY 6, 1996**

In Springfield, Massachusetts, George Gervin was inducted into the Naismith Memorial Basketball Hall of Fame ... the honor is one that Gervin deserves ... in his 14-year professional career he scored 26,595 points which is the 12<sup>th</sup> highest total in history.

## **MAY 17, 1997**

Ten years after winning the 1987 NBA Draft Lottery, the Spurs won the 1997 Lottery and the right to select Wake Forest star Tim Duncan ... winning the lottery was one of the few bright spots for the Spurs during the 1996-97 season ... they limped through the year without David Robinson and others, finishing with a 20-62 mark.

## **MARCH 20, 1998**

On this date the Spurs retired the No. 00 of point guard Johnny Moore ... in his nine seasons with the Spurs, Moore appeared in 519 games, averaging 9.4 points and 7.4 assists per game ... Moore — whose career was cut short by Desert Fever — joined George Gervin and James Silas becoming just the third player in Spurs history to have their number retired by the franchise.

## **JUNE 25, 1999**

An Avery Johnson 18-foot jumper with 47.0 seconds left gave the Spurs a 78-77 lead over the New York Knicks in Madison Square Garden in Game 5 of the 1999 NBA Finals ... neither team scored another point, as the Spurs held on to win the game and capture their first NBA Championship.

## **JUNE 15, 2003**

Stephen Jackson's jumper gives the Spurs the lead with 6:34 left in the fourth quarter of Game 6 of the NBA Finals ... the Spurs outscore the Nets 15-5 down the stretch to clinch the second NBA Championship in franchise history.

## **NOVEMBER 10, 2003**

David Robinson had his No. 50 hoisted into the rafters of the AT&T Center ... Robinson retired as the Spurs all-time NBA leader in games, points, rebounds, steals and blocks ... he finished his career with a pair of NBA Championships (1999 and 2003) and a legacy off the court thanks to the Carver Academy, a school on the East Side of San Antonio created by Robinson.

## **MARCH 6, 2005**

The Spurs retired Sean Elliott's No. 32 ... Elliott, who played 11 years in the Silver and Black, ended his career as the Spurs all-time leader in three-point field goals made (with 563) and attempted (1,485) ... the two-time NBA All-Star helped lead the Spurs to their first NBA Championship in 1999.

## **JUNE 23, 2005**

The Spurs defeated the Pistons in Game 7 of the NBA Finals to capture their third NBA Championship in seven years ... Tim Duncan joined Magic Johnson, Michael Jordan and Shaquille O'Neal as the only players to capture three Finals MVP awards ... Duncan finished with 25 points and 11 rebounds to propel the Spurs to a 81-74 victory.

## **JUNE 14, 2007**

Four-for-four ... the Spurs won their fourth NBA Championship by sweeping the Cavaliers in the 2007 Finals ... San Antonio won Game 4 in Cleveland 83-82 behind 27 points from Manu Ginobili and 24 from Tony Parker ... Parker, who averaged 24.5 points while shooting .568 from the field, made NBA history becoming the first European-born player to be named the Finals MVP.

## **DECEMBER 22, 2007**

Avery Johnson became the sixth Spur to have his jersey retired ... during his 10 years in San Antonio, AJ appeared in 644 games and is the Spurs all-time assists leader (handing out 4,474) ... the starting point guard for the Spurs 1999 NBA Championship team ... his No. 6 now hangs alongside two former teammates: Sean Elliott and David Robinson.

## **SEPTEMBER 11, 2009**

David Robinson's career is capped off with his induction to the Naismith Memorial Basketball Hall of Fame ... over his 14-year career he averaged 21.1 points, 10.6 rebounds and 2.99 blocks in 987 regular season games ... a 10-time NBA All-Star, Robinson was the first Spurs player to win the MVP Award (1995) ... was named one of the NBA's 50 Greatest Players in 1996.

## **DECEMBER 12, 2010**

Less than a month after becoming the Spurs all-time NBA scoring leader, Tim Duncan surpasses David Robinson as the Silver and Black's all-time leader in games played, taking the floor for the 988th time in his storied career.

## **MARCH 21, 2012**

Known as one of the best defenders of his era, Bruce Bowen has his jersey retired in the rafters of the AT&T Center ... spent nine seasons (2001-09) with the Spurs and was a member of three NBA Championship teams (2003, 2005 and 2007) ... earned a spot on the NBA's All-Defensive Team in eight of his nine seasons ... On Feb. 22, 2002, started a streak of 500 consecutive games played and started which lasted until March 14, 2008 (Spurs franchise record).

# KEY DATES IN SPURS HISTORY

## **2012-13 SEASON**

The San Antonio Spurs celebrated their 40th anniversary throughout the 2012-13 season ... in the summer of 1973 a group of local investors leased the Dallas Chaparrals and relocated the team to San Antonio ... midway through their first season in the Alamo City the group purchased the team outright, and the Spurs have been a mainstay in San Antonio culture ever since ... the Silver and Black played their first three seasons in the ABA before joining the NBA in the summer 1976, along with the Nets, Nuggets and Pacers ... since the team moved to San Antonio, 318 players have suited up for the Spurs ranging from NBA Hall of Famers George "Iceman" Gervin and David Robinson to Steve Bardo who did not score in one minute of action in his only game with the team.

## **MARCH 22, 2013**

Spurs Head Coach Gregg Popovich became the 12th coach in NBA history to reach the 900-win plateau with a 104-97 victory vs. Utah on March 22 ... he is also the second coach (Jerry Sloan, Utah - 1,127) in NBA history to win 900 games with one franchise.

## **JUNE 6, 2013**

The San Antonio Spurs began their fifth NBA Finals appearance in franchise history against the Miami Heat in June of 2013 ... the fifth appearance ranked eighth all-time in Finals history ... the Silver and Black defeated the L.A. Lakers (4-0), Golden State Warriors (4-2) and the Memphis Grizzlies (4-0) to advance to the Finals stage ... the Heat went on to win the the best-of-seven series, 4-3 ... during these Finals, Tim Duncan became just the second player in NBA history to appear in a Finals series in three separate decades.

## **JUNE 15, 2014**

The San Antonio Spurs won their fifth NBA Title in franchise history with a 4-1 best-of-seven series win vs. the Miami Heat ... the Silver and Black defeated the Dallas Mavericks (4-3), Portland Trail Blazers (4-1) and the Oklahoma City Thunder (4-2) to advance to their second consecutive NBA Finals. Spurs forward Kawhi Leonard was named the 2014 NBA Finals MVP, becoming the third-youngest player in history to win the award.

## **FEBRUARY 9, 2015**

Spurs Head Coach Gregg Popovich became the ninth head coach in NBA history to record 1,000 career wins with a 95-93 victory at Indiana on Feb. 9 ... Popovich became the third fastest coach to 1,000 career victories, trailing only Phil Jackson and Pat Riley, and the second coach all time to record 1,000 wins with one franchise, joining Utah's Jerry Sloan.

## **APRIL 7, 2015**

The Spurs trio of Tim Duncan, Manu Ginobili and Tony Parker set a new record for most games played by a trio in NBA history by playing their 730th career game together at Oklahoma City on April 7 ... San Antonio's "Big Three" played 14 seasons together spanning from 2000-16.

## **NOVEMBER 1, 2015**

The Spurs trio of Tim Duncan, Manu Ginobili and Tony Parker set a new record for most regular season wins by a trio in NBA history by winning their 541st career game together at Boston on November 1 ... San Antonio's "Big Three" won 575 regular season games together from the 2002-03 season through the 2015-16 season.

## **NOVEMBER 16, 2015**

Tim Duncan recorded his 2,955th career block moving into fifth place on the NBA's all-time blocks list vs. Portland on November 16 ... With the rejection, Duncan passed David Robinson to also become San Antonio's all-time franchise leader in blocks.

## **APRIL 5, 2016**

Tim Duncan earned his 1,000th career win at Utah on April 5, joining Kareem Abdul-Jabbar and Robert Parish as just the third player in NBA history to win 1,000 games ... Duncan is the only player ever to register 1,000 wins with one team.

# SPURS ALL-TIME TRANSACTIONS

## (NBA SEASONS ONLY)

### 1976-77

August 5: Selected Louie Dampier in the NBA Dispersal Draft.  
 August 20: Signed Mike D'Antoni.  
 October 19: Waived Ken Smith.  
 November 4: Signed Louie Nelson.  
 November 16: Acquired Mack Calvin from the L.A. Lakers.  
 November 17: Waived Louie Nelson.  
 November 22: Waived Mike D'Antoni.  
 December 13: Waived Henry Ward.  
 February 11: Waived Mack Calvin.  
 April 19: Signed Rick Bullock.  
 May 5: Re-signed Head Coach Doug Moe.

### 1977-78

July 20: Signed draft pick Jeff Wilkins.  
 October 14: Signed Jim Eakins; Released Jeff Wilkins.  
 November 12: Acquired Mike Green from Seattle for second round draft picks in 1978 and 1979.  
 November 22: Waived Jim Eakins.  
 November 28: Waived Scott Sims.  
 April 14: Named George Karl Assistant Coach.  
 May 8: Re-signed Mike Gale.  
 May 11: Signed Head Coach Doug Moe to a contract extension.

### 1978-79

June 12: Re-signed Billy Paultz.  
 July 7: Acquired Mel Davis from New Orleans for a third round draft pick in 1979.  
 September 20: Waived Gerald Henderson and Marshall Rogers.  
 September 23: Re-signed George Gervin.  
 September 25: Waived Rich Adams.  
 October 2: Waived Moe Layton.

### 1979-80

June 26: Acquired the rights to draft choice Johnny Moore from Seattle for cash.  
 July 19: Signed draft choice Wiley Peck.  
 July 20: Acquired Paul Griffin from Utah compensating the loss of Allan Bristow.  
 July 23: Signed draft choices Johnny Moore, Sylvester Norris, Al Daniel and Terry Knight.  
 August 31: Acquired Kevin Restani from Milwaukee for cash.  
 September 5: Acquired Tate Armstrong from Chicago compensating the loss of Coby Dietrick.  
 September 12: Re-signed Larry Kenon.  
 September 13: Traded Mike Green to Kansas City for a second round draft pick in 1980 and cash.  
 October 5: Acquired Irv Kiffin from the Los Angeles Lakers for a second round draft pick in 1980.  
 December 19: Waived Irv Kiffin.  
 January 18: Acquired John Shumate and cash from Houston for Billy Paultz.  
 March 22: Signed Tim Bassett.

### 1980-81

June 6: Waived Tim Bassett.  
 June 11: Named Stan Albeck Head Coach.  
 June 12: Named Morris McHone Assistant Coach.  
 June 18: Signed Johnny Moore.  
 July 7: Signed Ed Lawrence and Danny Salisbery.  
 July 28: Renegotiated the contract of George Gervin.  
 August 15: Signed George Johnson.  
 September 12: Received second round draft picks from Cleveland and Seattle as compensation for losing Larry Kenon.  
 September 26: Acquired Dave Corzine from Washington for second round picks in 1981 and 1982.  
 October 4: Waived Sylvester Norris.  
 October 6: Traded Mike Evans to Milwaukee for cash.  
 November 24: Traded John Shumate to Seattle for cash.  
 December 19: Acquired Ron Brewer from Portland for Mike Gale.  
 February 8: Signed Gus Gerard to a 10-day contract.  
 March 2: Released Gus Gerard.

### 1981-82

June 16: Traded James Silas and rights to Rich Yonakor to Cleveland for 1982 second round pick and cash.  
 July 24: Signed draft choices Gene Banks and Ed Rains.  
 October 28: Acquired Mike Bratz from Cleveland for a third round draft pick in 1983.  
 December 21: Waived Kevin Restani.  
 December 24: Acquired Mike Mitchell and Roger Phegley from Cleveland for Ron Brewer and Reggie Johnson.  
 December 29: Signed Steve Hayes to a 10-day contract.  
 February 16: Acquired John Lambert from Kansas City for a third round draft pick in 1984 and cash.  
 March 8: Signed Rich Yonakor to a 10-day contract.  
 March 29: Signed Rich Yonakor for the remainder of the season.  
 May 20: Re-signed Head Coach Stan Albeck.  
 May 25: Re-signed Assistant Coach Morris McHone.

### 1982-83

July 22: Acquired Artis Gilmore from Chicago for Dave Corzine and Mark Olberding.  
 July 30: Re-signed Rich Yonakor; Signed Walter Daniels and Daryl Braden.  
 September 28: Acquired Jim Johnstone and second round draft picks in 1983 and 1985 from Atlanta for George Johnson.  
 September 30: Signed draft choices Oliver Robinson and Willie Redden.  
 October 14: Re-signed Johnny Moore.  
 October 16: Signed Mike Dunleavy as a veteran free agent from Houston.  
 October 18: Signed Bill Willoughby as a veteran free agent from Houston.  
 October 26: Waived Willie Redden and U.S. Reed.  
 December 14: Waived Jim Johnstone.  
 January 18: Signed Coby Dietrick to a 10-day contract. Chicago received a fourth round draft pick in 1983 for relinquishing his rights.  
 February 8: Waived Coby Dietrick.  
 February 9: Signed Mike Sanders.  
 February 10: Waived Bill Willoughby. Acquired Edgar Jones from Detroit for a second round draft pick in 1984 and a third round selection in 1985.  
 March 4: Signed Geoff Crompton to a 10-day contract.  
 March 14: Signed Geoff Crompton for the remainder of the season.  
 March 23: Signed Robert Smith.  
 April 6: Signed Billy Paultz.  
 April 7: Waived Geoff Crompton.

### 1983-84

June 10: Named Morris McHone Head Coach; Named Allan Bristow Assistant Coach.  
 June 15: Acquired Fred Roberts from New Jersey for rights to Head Coach Stan Albeck.  
 July 1: Signed Mike Mitchell.  
 July 11: Acquired Dave Batton from Washington for future considerations.  
 August 3: Waived Ed Rains.  
 August 17: Signed draft pick Darrell Lockhart; Signed David Lawrence.  
 August 22: Signed draft choice Kevin Williams.  
 October 14: Waived Robert Smith.  
 October 17: Acquired Keith Edmonson from Atlanta for cash. Waived Mike Sanders.  
 October 18: Waived Oliver Robinson.  
 October 25: Waived David Lawrence.  
 November 4: Acquired Mark McNamara from Philadelphia for a second round draft pick in 1986; Waived Darrell Lockhart.  
 November 10: Waived Dave Batton.  
 December 4: Signed John Lucas; Waived Roger Phegley.  
 December 12: Waived Kevin Williams.  
 December 28: Named Bob Bass Head Coach replacing Morris McHone.  
 January 2: Signed Robert Miller to a 10-day contract.  
 January 11: Waived Robert Miller.  
 January 12: Signed Dave Robisch to a 10-day contract.  
 January 21: Acquired Ron Brewer from Golden State for a second round draft pick in 1985 and cash; Received a second round draft pick in 1984 for Keith Edmonson.  
 January 22: Waived Dave Robisch.  
 February 25: Signed Steve Lingenfelter to a 10-day contract.

# SPURS ALL-TIME TRANSACTIONS

## (NBA SEASONS ONLY)

March 5: Waived Steve Lingenfelter.  
March 6: Signed Brant Weidner to a 10-day contract.  
March 26: Signed Brant Weidner for the remainder of the season.  
May 2: Re-signed Edgar Jones.  
May 9: Named Cotton Fitzsimmons Head Coach.  
May 25: Signed Ralph McPherson, Charlie Jones and Jose Slaughter.

### 1984-85

July 15: Named Scotty Robertson and Gary Fitzsimmons Assistant Coaches.  
July 17: Signed draft choice Alvin Robertson.  
July 19: Waived Brant Weidner.  
August 17: Waived Dean Marquardt, Ken Stancell and Ralph McPherson.  
August 23: Signed draft choice Ozell Jones.  
August 29: Signed draft choice Joe Binion.  
September 11: Waived Charlie Jones.  
September 12: Matched an offer sheet from Houston to retain John Lucas.  
September 27: Signed Ron Brewer.  
October 4: Acquired James Bailey from Houston for John Lucas.  
December 5: Waived Ron Brewer.  
December 11: Acquired Billy Knight from Kansas City for Mark McNamara.  
December 14: Acquired Jeff Cook from Cleveland for Edgar Jones and cash.  
December 15: Acquired Marc Iavaroni from Philadelphia for a third round draft pick in 1986.  
December 18: Acquired Utah's second round picks in 1986 and 1988 in exchange for Fred Roberts.  
April 10: Signed David Thirdkill.  
April 12: Signed Linton Townes.  
May 2: Announced Scotty Robertson resigned as Assistant Coach.

### 1985-86

June 18: Acquired Steve Johnson and a second round draft pick in 1985 from Chicago for Gene Banks.  
June 19: Waived Billy Knight.  
July 2: Waived David Thirdkill.  
July 8: Signed draft choice Mike Brittain.  
July 11: Signed draft choice Alfredrick Hughes.  
July 16: Waived Linton Townes. Named Don Buse Assistant Coach.  
August 29: Signed Victor Fleming.  
September 18: Signed Sidney Lowe and Stewart Granger.  
September 20: Re-signed Jeff Cook; Signed draft choice Tyrone Corbin.  
October 9: Acquired Earl Jones from the Los Angeles Lakers for future considerations.  
October 14: Waived Stewart Granger and Sidney Lowe. Re-signed Marc Iavaroni.  
October 15: Signed Wes Matthews.  
October 23: Acquired Jon Sundvold from Seattle for a second round draft pick in 1986.  
October 24: Acquired David Greenwood from Chicago for George Gervin.  
October 25: Waived Victor Fleming and Ozell Jones.  
October 29: Signed Johnny Moore.  
January 15: Signed Rod Higgins to a 10-day contract.  
February 1: Signed Ennis Whatley to a 10-day contract; Waived Rod Higgins.  
February 10: Signed Jeff Lamp and Ray Williams to 10-day contracts.  
February 16: Acquired Jeff Wilkins from Utah for Marc Iavaroni and Jeff Cook.

### 1986-87

May 27: Named Bob Weiss Head Coach.  
June 19: Acquired Mychal Thompson and the draft rights to Larry Krystkowiak from Portland for Steve Johnson.  
July 2: Re-signed Alvin Robertson.  
July 9: Named Lee Rose Assistant Coach.  
July 15: Signed Ed Nealy.  
July 23: Signed draft choice Johnny Dawkins.  
September 25: Re-signed Artis Gilmore.

October 8: Waived Forrest McKenzie, Alfredrick Hughes and Wes Matthews.  
October 22: Waived Jeff Taylor.  
October 28: Waived Mike Brittain.  
November 22: Signed Forrest McKenzie.  
December 15: Waived Forrest McKenzie.  
December 18: Acquired Walter Berry from Portland for Kevin Duckworth.  
December 29: Signed Anthony Jones to a 10-day contract.  
January 17: Signed Anthony Jones for the remainder of the season.  
January 21: Waived Tyrone Corbin.  
February 13: Acquired Frank Brickowski and Petur Gudmundsson, along with a first round draft pick in 1987, a second round pick in 1990 and cash from the Lakers for Mychal Thompson.  
March 12: Signed Mike Brittain to a 10-day contract.  
March 21: Signed Mike Brittain to a second 10-day contract.  
March 30: Waived Mike Brittain.

### 1987-88

October 1: Signed draft picks Todd May, Raynard Davis, Dennis Williams and Nate Blackwell.  
October 6: Signed draft pick Greg Anderson.  
October 8: Signed David Greenwood.  
October 16: Signed Jerome Henderson.  
October 27: Signed Kurt Nimphius as a veteran free agent from Detroit.  
October 28: Waived Jerome Henderson.  
November 4: Waived Anthony Jones.  
November 6: Signed draft pick David Robinson.  
November 12: Signed Leon Wood.  
November 18: Acquired Charles Davis from Milwaukee for Larry Krystkowiak and cash.  
November 19: Waived Johnny Moore.  
December 1: Waived Nate Blackwell.  
December 28: Waived Charles Davis.  
January 29: Signed Pete Myers.  
February 17: Waived Leon Wood.  
March 10: Signed draft pick Phil Zevenbergen.  
March 21: Signed Rick Wilson to a 10-day contract.  
April 1: Signed Rick Wilson to a second 10-day contract.  
April 8: Signed Richard Rellford to a 10-day contract.  
April 11: Signed Rick Wilson for the remainder of the season.  
April 18: Signed Richard Rellford for the remainder of the season.

### 1988-89

June 13: Named Larry Brown Head Coach.  
June 23: Lost Jon Sundvold to Miami in the NBA Expansion Draft.  
June 30: Signed Petur Gudmundsson.  
July 22: Signed draft pick Shelton Jones.  
July 28: Acquired the draft rights to Vernon Maxwell from Denver for a second round draft pick in 1989.  
August 24: Acquired Albert King from Philadelphia for Pete Myers.  
August 29: Acquired Dallas Comegys from New Jersey for Walter Berry.  
September 2: Signed draft pick Willie Anderson.  
September 23: Signed Rod Foster; Signed draft pick Barry Sumpter.  
September 27: Signed Chuck Nevitt.  
October 6: Extended Alvin Robertson's contract.  
October 7: Signed Cedric Hunter.  
October 8: Signed Pace Mannion.  
October 13: Waived Rod Foster and Barry Sumpter.  
October 21: Claimed Keith Smart off waivers from Golden State.  
October 24: Waived Chuck Nevitt and Pace Mannion.  
October 31: Waived Cedric Hunter.  
November 2: Acquired Mike Smrek from Los Angeles Lakers for a second round draft pick in 1990.  
November 3: Waived Phil Zevenbergen.  
November 10: Waived Keith Smart; Signed John Stroeder and Darwin Cook.  
November 14: Waived John Stroeder.

# SPURS ALL-TIME TRANSACTIONS

## (NBA SEASONS ONLY)

November 22: Acquired Jerome Whitehead from Golden State for Shelton Jones.  
 November 25: Signed Frank Brickowski.  
 January 4: Signed Scott Roth to a 10-day contract.  
 January 13: Signed Scott Roth for the remainder of the season.  
 January 26: Acquired Calvin Natt and Jay Vincent from Denver for David Greenwood and Darwin Cook; Signed Michael Anderson to a 10-day contract.  
 February 6: Signed Michael Anderson to a second 10-day contract.  
 February 15: Signed Michael Anderson for the remainder of the season.  
 February 20: Waived Calvin Natt.  
 February 28: Signed Todd Mitchell to a 10-day contract.  
 March 4: Waived Albert King.  
 March 7: Waived Todd Mitchell.  
 March 20: Signed Anthony Bowie to a 10-day contract.  
 March 21: Waived Petur Gudmundsson.  
 March 29: Signed Anthony Bowie to a second 10-day contract.  
 April 9: Signed Anthony Bowie for the remainder of the season.  
 April 18: Waived Michael Anderson.  
 May 28: Acquired Terry Cummings from Milwaukee for Alvin Robertson and Greg Anderson.

### 1989-90

June 15: Lost Scott Roth to Minnesota in the NBA Expansion Draft.  
 July 17: Signed Jens-Uwe Gordon.  
 July 20: Signed Caldwell Jones.  
 July 21: Signed Anthony Bowie.  
 July 28: Signed Zarko Paspalj.  
 August 15: Traded Anthony Bowie to Houston for cash.  
 August 28: Acquired Maurice Cheeks, Cristian Welp and David Wingate from Philadelphia for Johnny Dawkins and Jay Vincent.  
 September 22: Signed Warren Martin.  
 September 29: Signed Jeff Lebo.  
 October 3: Signed Lorenzo Charles and Kermit Washington.  
 October 12: Signed draft pick Sean Elliott.  
 October 20: Waived Warren Martin.  
 October 31: Waived Cedric Hunter.  
 November 21: Waived Jens-Uwe Gordon.  
 November 22: Signed Johnny Moore; Waived Jeff Lebo.  
 February 21: Acquired Rod Strickland from New York for Maurice Cheeks; Traded Vernon Maxwell to Houston for cash.  
 February 22: Acquired Uwe Blab from Golden State for Christian Welp.  
 March 5: Signed Reggie Williams.  
 April 23: Signed Mike Mitchell; Waived Zarko Paspalj.

### 1990-91

July 20: Signed draft pick Tony Massenburg.  
 August 1: Acquired Paul Pressey from Milwaukee for Frank Brickowski.  
 August 20: Signed David Greenwood.  
 August 23: Renounced the rights to Caldwell Jones and Johnny Moore.  
 August 29: Signed draft pick Sean Higgins.  
 September 7: Signed David Rivers.  
 September 25: Acquired Mark McNamara from the Los Angeles Lakers for future considerations.  
 October 1: Signed Rick Calloway and Orlando Graham; Waived Uwe Blab.  
 October 11: Signed draft pick Dwayne Schintzius.  
 October 15: Waived Orlando Graham.  
 October 17: Waived David Rivers.  
 October 29: Waived Rick Calloway.  
 October 30: Acquired Sidney Green from Orlando for Mark McNamara.  
 November 1: Waived Mike Mitchell.  
 November 6: Signed Byron Dinkins.  
 December 10: Signed Pete Myers.  
 December 17: Waived Byron Dinkins.  
 December 24: Waived Pete Myers and Reggie Williams.  
 January 17: Signed Avery Johnson.

February 5: Signed Clifford Lett to a 10-day contract.  
 February 25: Waived Clifford Lett.

### 1991-92

May 17: Acquired Kevin Pritchard from Golden State for future considerations.  
 May 21: Waived David Greenwood.  
 June 28: Waived David Wingate.  
 August 9: Signed Tom Copa.  
 August 13: Signed Mark Davis and Eric Johnson.  
 August 15: Signed draft pick Greg Sutton.  
 September 5: Signed Steve Bardo.  
 September 23: Acquired Antoine Carr from Sacramento for Dwayne Schintzius.  
 October 2: Signed Tom Garrick and Paul Mokeski.  
 October 19: Waived Mark Davis and Eric Johnson.  
 October 28: Waived Paul Mokeski and Kevin Pritchard.  
 November 12: Signed Jud Buechler; Waived Steve Bardo.  
 December 2: Waived Tony Massenburg.  
 December 3: Signed Donald Royal.  
 December 12: Signed Vinnie Johnson; Waived Tom Garrick.  
 December 13: Waived Sean Higgins.  
 December 17: Signed Morlon Wiley; Waived Avery Johnson and Jud Buechler.  
 December 23: Signed restricted free agent Rod Strickland; Waived Morlon Wiley.  
 January 19: Signed Steve Bardo to a 10-day contract.  
 January 21: Fired Head Coach Larry Brown; Named Bob Bass Head Coach.  
 February 27: Signed Trent Tucker; Waived Steve Bardo.  
 April 15: Hired Jerry Tarkanian as Head Coach.

### 1992-93

May 5: Renounced their rights to Paul Pressey.  
 June 25: Waived Tom Copa, Vinnie Johnson and Donald Royal.  
 July 1: Acquired Dale Ellis from Milwaukee for the draft rights to Tracy Murray.  
 July 21: Signed Lloyd Daniels.  
 July 26: Signed draft pick Henry Williams.  
 July 30: Signed Vinny Del Negro.  
 August 10: Signed Larry Smith.  
 August 19: Signed Matt Othick.  
 September 3: Signed David Hoppen.  
 September 25: Signed Sam Mack.  
 October 6: Acquired David Wood from Houston in exchange for second round draft pick in 1995.  
 October 7: Signed Mark Wade.  
 October 8: Signed Ennis Whatley.  
 October 14: Waived Henry Williams and Ennis Whatley.  
 October 26: Signed William Bedford.  
 October 30: Waived David Hoppen and Mark Wade.  
 November 3: Waived Greg Sutton.  
 November 19: Signed Avery Johnson; Waived Matt Othick.  
 December 9: Acquired J.R. Reid from Charlotte for Sidney Green.  
 December 18: Fired Head Coach Jerry Tarkanian; Named John Lucas Head Coach.  
 January 4: Waived William Bedford.

### 1993-94

August 13: Signed Sleepy Floyd.  
 August 16: Signed Chris Childs.  
 September 27: Signed Chuck Nevitt.  
 October 1: Obtained Dennis Rodman and Isaiah Morris from Detroit for Sean Elliott and David Wood.  
 October 21: Waived Sam Mack.  
 October 25: Waived Chris Childs and Isaiah Morris.  
 November 8: Obtained guard Negele Knight from Phoenix for a second round pick in 1994.  
 December 15: Signed Jack Haley.

### 1994-95

May 31: Named Gregg Popovich Executive Vice President, Basketball Operations/General Manager.  
 June 2: Named Sam Schuler Director of Player Personnel.

# SPURS ALL-TIME TRANSACTIONS

## (NBA SEASONS ONLY)

July 19:	Acquired Sean Elliott from Detroit for the draft rights to Bill Curley and a second round pick in 1997.	March 6:	Signed Willie Burton to a second 10-day contract.
July 21:	Signed Chuck Person.	March 16:	Signed Willie Burton for the remainder of the season.
July 22:	Signed Avery Johnson.	April 1:	Signed Brad Lohaus to a 10-day contract.
August 25:	Signed Moses Malone.	April 11:	Signed Brad Lohaus for the remainder of the season.
August 29:	Named Bob Hill Head Coach.		
August 31:	Named Hank Egan, Dave Cowens and Paul Pressey Assistant Coaches.		
October 4:	Waived Lloyd Daniels.	<b>1998-99</b>	
October 6:	Signed Demetrius Calip, Corey Crowder, Jack Haley, Julius Nwosu and Matt Othick.	June 24:	Obtained Antonio Daniels from Vancouver for Carl Herrera and Felipe Lopez.
October 10:	Waived Demetrius Calip and Matt Othick.	January 21:	Signed Mario Elie, Chris Garner, Andrew Gaze, Jerome Kersey, Gerard King, Jerald Reiner, Brett Robisch and Brandon Williams.
October 27:	Waived Corey Crowder and Keith Johnson.		Obtained Steve Kerr from Chicago for Chuck Person and a conditional first round pick.
November 12:	Signed Corey Crowder.	January 25:	Waived Jerald Reiner and Brett Robisch.
December 26:	Signed Doc Rivers;	February 2:	Waived Chris Garner.
	Waived Corey Crowder.	July 6:	Signed Gregg Popovich to a multi-year contract extension.
February 26:	Signed Howard Easley to a 10-day contract.		
March 9:	Signed Howard Easley to a second 10-day contract.	<b>1999-00</b>	
March 18:	Signed Howard Easley for the season.	August 5:	Signed Terry Porter.
April 17:	Waived Howard Easley.	August 26:	Signed Samaki Walker.
		August 31:	Signed Felton Spencer.
<b>1995-96</b>		September 24:	Signed Ira Newble and Carl Thomas.
September 29:	Signed Greg Anderson, Carl Herrera and Brad Lohaus.	October 1:	Signed Chucky Brown and Jerod Ward.
	Signed Sean Elliott.	October 3:	Signed Todd Lindeman.
October 2:	Obtained Will Perdue, along with other considerations, from Chicago for Dennis Rodman.	October 7:	Waived Jerod Ward.
October 5:	Signed Bryan Collins, Sean Gay and Artie Griffin.	October 25:	Waived Carl Thomas.
October 7:	Signed Dell Demps.	October 27:	Waived Ira Newble and Todd Lindeman.
October 10:	Waived Bryan Collins.	February 4:	Waived Chucky Brown.
October 13:	Waived Sean Gay.	June 16:	Named Alvin Griffin Assistant Coach.
October 20:	Waived Artie Griffin.	July 21:	Signed second round draft pick Chris Carrawell.
October 24:	Waived Sebastian Neal.	August 2:	Re-signed Tim Duncan; Signed free agent Raja Bell.
December 6:	Signed David Robinson to a new, multi-year contract.	August 3:	Re-signed Avery Johnson and Antonio Daniels.
February 8:	Obtained Charles Smith and Monty Williams from New York for Brad Lohaus, J.R. Reid and a first round pick in 1996.	August 4:	Signed Derek Anderson.
August 29:	Signed Vernon Maxwell.	August 10:	Signed Danny Ferry.
		August 11:	Signed Ira Newble and Shawnelle Scott.
<b>1996-97</b>		<b>2000-01</b>	
October 3:	Signed Elmer Bennett, Dexter Boney and Greg Kite.	July 21:	Signed Chris Carrawell.
October 4:	Signed Dominique Wilkins.	August 2:	Signed Tim Duncan and Raja Bell.
October 29:	Waived Elmer Bennett, Dexter Boney and Greg Kite.	August 3:	Signed Avery Johnson and Antonio Daniels.
October 30:	Signed Tim Kempton.	August 4:	Signed Derek Anderson.
December 10:	Waived Tim Kempton. Fired Head Coach Bob Hill; Named Gregg Popovich Head Coach.	August 10:	Signed Danny Ferry.
December 18:	Signed Stephen Howard.	August 11:	Signed Ira Newble and Shawnelle Scott.
December 26:	Signed Gaylon Nickerson.	August 25:	Named Mike Brown Assistant Coach.
January 6:	Signed Jason Sasser to a 10-day contract; Waived Stephen Howard and Gaylon Nickerson.	October 2:	Signed Ndongo N'Daiye.
January 8:	Signed Devin Gray to a 10-day contract.	October 9:	Waived Ndongo N'Daiye.
January 17:	Signed Jason Sasser to a second 10-day contract.	October 24:	Waived Chris Carrawell.
January 28:	Signed Jamie Feick and Darrin Hancock to 10-day contracts.	October 30:	Waived Raja Bell.
February 10:	Signed Jamie Feick to a second 10-day contract.	June 29:	Named Lance Blanks Head Scout. Waived Samaki Walker.
February 20:	Signed Jamie Feick for the remainder of season.	July 25:	Obtained Steve Smith from Portland for Derek Anderson and Steve Kerr.
March 2:	Signed Joe Courtney to a 10-day contract.	July 31:	Signed Bruce Bowen.
April 23:	Announced that Gregg Popovich had signed a new contract to continue as Head Coach and General Manager.	August 1:	Re-signed Danny Ferry.
July 2:	Re-signed Avery Johnson.		Signed Mark Bryant.
		August 2:	Signed Stephen Jackson and Charles Smith.
		August 3:	Signed Amal McCaskill and Cherokee Parks.
<b>1997-98</b>		<b>2001-02</b>	
September 29:	Signed Donnie Boyce, Reggie Geary, Artie Griffin, Shaun Igo, Jaren Jackson, Malik Rose and David Wood.	September 21:	Signed first round draft pick Tony Parker.
October 2:	Signed Danya Abrams.	October 1:	Signed Gerald Brown.
October 8:	Waived Donnie Boyce and Artie Griffin.	October 8:	Waived Bryan Bracey.
October 15:	Waived Danya Abrams and David Wood.	October 29:	Waived Gerald Brown.
October 23:	Waived Shaun Igo.	December 19:	Signed Jason Hart.
January 6:	Waived Charles Smith.	May 28:	Announced the retirement of Assistant Coach Hank Egan.
February 24:	Signed Willie Burton to a 10-day contract.	June 26:	Obtained Speedy Claxton from Philadelphia for Mark Bryant and the rights to John Salmons and Randy Holcomb.
February 27:	Waived Cory Alexander.	July 1:	Named R.C. Buford General Manager.



# SPURS ALL-TIME TRANSACTIONS

## (NBA SEASONS ONLY)

### 2002–03

- July 19: Signed 1999 second round draft pick (57th overall) Manu Ginobili.  
 July 22: Re-signed Danny Ferry.  
 July 24: Re-signed Bruce Bowen.  
 July 26: Named Brett Brown Director of Player Development.  
 July 29: Re-signed Malik Rose.  
 August 5: Acquired Steve Kerr and Erick Barkley and a 2003 second round pick from Portland in exchange for Amal McCaskill, Charles Smith and Antonio Daniels.  
 August 26: Signed Kevin Willis.  
 Sept. 6: Named PJ Carlesimo Assistant Coach.  
 Sept. 30: Signed Eric Riley, Joe White, Devin Brown, Mikki Moore and Duane Causwell.  
 October 3: Acquired Mengke Bateer from Detroit in exchange for a 2003 second round pick. Waived Eric Riley and Duane Causwell.  
 October 23: Waived Devin Brown, Joe White and Mikki Moore.  
 October 26: Traded Erick Barkley to Chicago and cash considerations for future considerations.  
 November 3: Signed Devin Brown.  
 November 19: Waived Devin Brown.  
 November 20: Signed Anthony Goldwire.  
 December 29: Waived Anthony Goldwire.

### 2003–04

- July 16: Re-signed Tim Duncan.  
 Signed Rasho Nesterovic.  
 July 24: Traded Danny Ferry to Indiana as part of a three team deal, acquired Hedo Turkoglu from Sacramento and Ron Mercer from Indiana.  
 Signed Robert Horry.  
 July 30: Signed Devin Brown and Anthony Carter.  
 August 1: Re-signed Kevin Willis.  
 September 4: Named Mario Ellie Assistant Coach.  
 September 29: Signed Larry Ayuso, Ernest Brown, Alex Garcia, Dan Langhi, Sean Marks and Igor Rakocevic.  
 October 5: Waived Igor Rakocevic.  
 October 8: Picked up fourth year option for Tony Parker.  
 October 16: Waived Larry Ayuso.  
 October 17: Signed Shane Heal.  
 October 20: Waived Ernest Brown.  
 October 23: Waived Dan Langhi.  
 October 31: Waived Sean Marks. Signed Jason Hart.  
 November 17: Waived Shane Heal. Signed Sean Marks.  
 December 5: Bought out the remainder of Anthony Carter's contract.  
 December 16: Signed Head Coach Gregg Popovich to a multi-year contract extension through the 2007–08 season.  
 January 9: Signed Charlie Ward.  
 February 27: Waived Ron Mercer.  
 March 8: Signed Matt Carroll.

### 2004–05

- July 14: Re-signed Bruce Bowen.  
 Signed Beno Udrih  
 July 15: Re-signed Manu Ginobili.  
 Signed Brent Barry and Romain Sato  
 August 4: Re-signed Sean Marks.  
 Signed Tony Massenburg  
 August 5: Re-signed Robert Horry  
 August 25: Signed Linton Johnson III  
 September 30: Signed James Thomas  
 October 4: Signed Ruben Boumte Boumte and Marque Perry  
 October 18: Waived Valter Monteiro  
 October 27: Waived James Thomas  
 November 2: Signed Tony Parker to a multi-year contract extension  
 February 24: Obtained Nazr Mohammed and Jamison Brewer from the New York Knicks in exchange for Malik Rose and a pair of first round picks.  
 Waived Romain Sato  
 February 26: Waived Jamison Brewer  
 March 17: Signed Dion Glover to a 10-day contract  
 March 30: Signed Dion Glover to a second 10-day contract  
 April 4: Signed Glenn Robinson and waived Dion Glover

### 2005–06

- July 13: Named Chip Engelland Assistant Coach.  
 August 2: Re-signed Robert Horry. Signed Fabricio Oberto.  
 August 29: Signed Nick Van Exel.  
 September 2: Signed Michael Finley.  
 September 6: Re-signed Sean Marks.  
 September 29: Signed Kyle Bailey, Stephen Graham, Sharrod Ford, Melvin Sanders and Jawad Williams.  
 September 30: Named Sam Presti Assistant General Manager, Dell Demps Director of Pro Player Personnel and Rob Hennigan Basketball Operations Assistant.  
 October 15: Waived Kyle Bailey.  
 October 17: Waived Jawad Williams.  
 October 26: Waived Stephen Graham, Sharrod Ford and Melvin Sanders.  
 November 9: Signed Melvin Sanders.  
 November 17: Signed Alex Scales.  
 November 19: Waived Melvin Sanders.  
 November 29: Waived Alex Scales.  
 January 22: Signed Melvin Sanders to a 10-day contract.  
 March 16: Signed Melvin Sanders to a second 10-day contract.  
 March 26: Signed Melvin Sanders for remainder of season.  
 June 22: Obtained Matt Bonner, Eric Williams and a 2009 second round pick from Toronto in exchange for Rasho Nesterovic.  
 July 12: Signed Jacque Vaughn.  
 July 21: Signed Jackie Butler.  
 August 2: Signed Francisco Elson.

### 2006–07

- September 15: Signed Charles Lee, Rich Melzer, Jared Reiner and Jamar Smith.  
 September 20: Signed Olu Famutimi. Named Sam Presti Vice President/Assistant General Manager.  
 October 20: Waived Olu Famutimi, Rich Melzer and Jared Reiner.  
 October 26: Waived Charles Lee, Melvin Sanders and Jamar Smith.  
 October 28: Exercised fourth-year option on Beno Udrih.  
 November 3: Signed James White.  
 December 15: Assigned James White to the Austin Toros of the NBA Development League.  
 December 26: Recalled James White from the Austin Toros.  
 December 29: Assigned James White to the Austin Toros.  
 January 27: Recalled James White from the Austin Toros.  
 February 13: Obtained Melvin Ely from Charlotte in exchange for Eric Williams and a 2009 second round pick.  
 June 28: Obtained a 2008 second round pick from Toronto in exchange for the draft rights to Giorgos Printezis.  
 July 12: Obtained Vassilis Spanoulis, a 2009 second round pick and other considerations from Houston in exchange for Jackie Butler and the rights to Luis Scola. Re-signed Matt Bonner and Jacque Vaughn.  
 July 18: Re-signed Fabricio Oberto.  
 July 23: Waived James White.  
 August 16: Signed Ime Udoka.  
 August 23: Signed Ian Mahinmi. Released Vassilis Spanoulis from his contract.

### 2007–08

- September 4: Named Brett Brown and Chad Forcier Assistant Coaches.  
 September 29: Signed Marcus Williams.  
 October 1: Signed Kris Lang, Keith Langford, Anthony Lever-Pedroza and Darius Washington.  
 October 7: Re-signed Bruce Bowen to a contract extension.  
 October 19: Waived Anthony Lever-Pedroza.  
 October 24: Waived Kris Lang and Keith Langford.  
 October 27: Waived Marcus Williams.  
 October 29: Traded Beno Udrih to the Minnesota Timberwolves in exchange for a protected 2008 second round draft pick.  
 November 2: Re-signed Tim Duncan to a contract extension.  
 November 21: Assigned Ian Mahinmi to the Austin Toros.  
 November 29: Assigned Darius Washington to the Austin Toros.  
 December 13: Recalled Darius Washington from the Austin Toros.  
 December 21: Assigned Darius Washington to the Austin Toros.  
 December 26: Signed Marcus Williams.  
 December 28: Waived Darius Washington. Signed Keith Langford.

# SPURS ALL-TIME TRANSACTIONS

December 29: Waived Marcus Williams. Signed DerMarr Johnson.  
 January 7: Waived DerMarr Johnson and Keith Langford.  
 January 10: Signed Jeremy Richardson to a 10-day contract.  
 January 20: Signed Jeremy Richardson to a second 10-day contract.  
 January 28: Recalled Ian Mahinmi from the Austin Toros.  
 February 1: Assigned Ian Mahinmi to the Austin Toros.  
 February 3: Signed Damon Stoudamire.  
 February 20: Obtained Kurt Thomas from the Seattle SuperSonics in exchange for Francisco Elson, Brent Barry and a 2009 first round draft pick.  
 March 24: Signed Brent Barry.  
 April 1: Signed Bobby Jones to a 10-day contract.  
 April 11: Signed DerMarr Johnson.  
 June 26: Traded draft rights of Gordan Dragic to Phoenix Suns in exchange for Malik Hairston, a 2009 second-round pick and cash considerations.  
 July 7: Signed Roger Mason Jr.  
 July 22: Re-signed Kurt Thomas.  
 July 23: Signed Anthony Tolliver.  
 August 22: Re-signed Michael Finley.

## 2008-09

September 17: Signed Desmon Farmer, Devin Green, Brian Morrison and Darryl Watkins.  
 September 24: Signed George Hill and Salim Stoudamire  
 October 1: Signed Charles Gaines and waived Brian Morrison.  
 October 20: Waived Charles Gaines.  
 October 23: Waived Salim Stoudamire, Devin Green and Darryl Watkins.  
 October 26: Waived Malik Hairston.  
 November 14: Assigned Ian Mahinmi to the Austin Toros.  
 November 16: Signed Blake Ahearn and waived Desmon Farmer.  
 November 30: Assigned Blake Ahearn to the Austin Toros.  
 December 2: Recalled Ian Mahinmi from the Austin Toros and assigned Anthony Tolliver the Toros.  
 December 15: Waived Blake Ahearn.  
 December 19: Recalled Anthony Tolliver from the Austin Toros.  
 December 22: Signed Malik Hairston.  
 December 26: Assigned Malik Hairston to the Austin Toros  
 January 7: Waived Anthony Tolliver.  
 January 16: Signed Austin Croshere to a 10-day contract.  
 February 1: Re-assigned Ian Mahinmi to the Toros.  
 February 25: Signed Pops Mensah-Bonsu to a 10-day contract.  
 March 5: Signed Drew Gooden.  
 March 25: Assigned Malik Hairston to the Austin Toros  
 April 2: Assigned Ian Mahinmi to the Austin Toros.  
 April 8: Signed Marcus Williams and waived Malik Hairston.  
 April 15: Assigned Marcus Williams to the Austin Toros.  
 June 23: Obtained Richard Jefferson from Milwaukee in exchange for Bruce Bowen, Fabricio Oberto and Kurt Thomas.  
 July 8: Signed Marcus Haislip and Malik Hairston.  
 July 10: Signed Antonio McDyess.  
 July 16: Signed DeJuan Blair.  
 July 24: Signed Theo Ratliff.

## 2009-10

September 23: Signed Keith Bogans, Curtis Jerrells and Dwayne Jones, waived Jack McClinton.  
 October 13: Waived Dwayne Jones.  
 October 22: Waived Curtis Jerrells.  
 October 25: Waived Marcus Williams.  
 December 4: Assigned Malik Hairston to the Austin Toros.  
 December 7: Recalled Malik Hairston from the Austin Toros.  
 January 14: Assigned Malik Hairston to the Austin Toros.  
 January 22: Waived Marcus Haislip.  
 February 18: Traded Theo Ratliff to Charlotte in exchange for a protected 2016 second-round pick.  
 February 21: Recalled Malik Hairston from the Austin Toros.  
 March 1: Granted Michael Finley release from his contract.  
 March 10: Signed Cedric Jackson to a 10-day contract.  
 March 13: Signed Garrett Temple to a 10-day contract.  
 March 23: Signed Garrett Temple.  
 March 24: Signed Curtis Jerrells; assigned to the Austin Toros.  
 March 29: Signed Alonzo Gee.  
 April 8: Assigned Alonzo Gee to the Austin Toros.

April 23: Recalled Alonzo Gee and Curtis Jerrells from the Austin Toros.

## 2010-11

July 12: Signed Tiago Splitter.  
 July 13: Re-signed Matt Bonner.  
 July 21: Re-signed Richard Jefferson.  
 July 22: Signed Gary Neal.  
 July 23: Signed James Anderson.  
 July 29: Released guard Malik Hairston.  
 September 27: Signed center Marcus Cousin, guard Thomas Gardner and forward Bobby Simmons.  
 September 28: Signed guard Kirk Penney.  
 September 30: Waived guard Thomas Gardner.  
 October 11: Waived guard Kirk Penney.  
 October 18: Traded guard Curtis Jerrells to New Orleans in exchange for a conditional second-round draft pick.  
 October 19: Waived forward James Gist.  
 October 21: Waived center Marcus Cousin.  
 November 5: Waived forward Bobby Simmons and signed guard Chris Quinn.  
 November 11: Waived guard Garrett Temple.  
 November 16: Waived guard Alonzo Gee.  
 November 17: Signed guard/forward Danny Green.  
 November 23: Waived guard Danny Green.  
 November 24: Signed guard/forward Ime Udoka.  
 January 5: Waived guard/forward Ime Udoka.  
 January 16: Signed forward Larry Owens to 10-day contract.  
 January 26: Signed forward Larry Owens to second 10-day contract and assigned guard James Anderson to Austin Toros of NBA Development League.  
 January 29: Recalled guard James Anderson from Austin Toros.  
 February 7: Assigned guard James Anderson to Austin Toros.  
 February 8: Signed forward Steve Novak to 10-day contract.  
 February 22: Signed forward Steve Novak to second 10-day contract.  
 February 23: Recalled guard James Anderson from Austin Toros.  
 March 4: Signed guard/forward Othys Jeffers to 10-day contract and signed Steve Novak.  
 March 6: Signed guard/forward Danny Green.  
 March 25: Signed forward Da'Sean Butler.  
 April 2: Assigned guard/forward Danny Green to Austin Toros.  
 April 3: Recalled guard/forward Danny Green from Austin Toros.  
 June 23: Obtained the draft rights to Kawhi Leonard, Davis Bertans and Erazem Lorbek from the Indiana Pacers in exchange for George Hill.

## 2011-12

December 9: Signed T.J. Ford.  
 December 10: Signed Kawhi Leonard, Devin Gibson, Frank Hassell, Doug Thomas and Luke Zeller.  
 December 12: Signed Antoine Hood and Gani Lawal and waived Devin Gibson.  
 December 13: Waived Da'Sean Butler.  
 December 18: Waived Antoine Hood and Doug Thomas.  
 December 15: Signed Steve Novak.  
 December 19: Waived Steve Novak and Antonio McDyess.  
 December 22: Waived Gani Lawal.  
 December 24: Waived Frank Hassell and Luke Zeller.  
 January 2: Gary Neal assigned to Austin Toros.  
 January 3: Assigned Cory Joseph to Austin Toros and recalled Gary Neal. Signed Ike Diogu.  
 January 11: Waived Ike Diogu signed Malcolm Thomas and recalled Cory Joseph.  
 January 30: Assigned Malcolm Thomas to Austin Toros.  
 February 7: Waived Malcolm Thomas.  
 February 20: Signed Eric Dawson to a 10-day contract.  
 March 3: Assigned Cory Joseph to Austin Toros.  
 March 9: Recalled Cory Joseph from Austin Toros.  
 March 15: Obtained Stephen Jackson from the Golden State Warriors for Richard Jefferson, T.J. Ford and a protected first round pick; signed Eric Dawson to a 10-day contract.  
 March 20: Cory Joseph assigned to Austin Toros.  
 March 23: Signed Boris Diaw.  
 March 24: Waived Eric Dawson and signed Justin Dentmon.  
 March 27: Signed Patty Mills.  
 March 30: Released Justin Dentmon.  
 April 25: Signed Derrick Byars and recalled Cory Joseph from Austin Toros.

# SPURS ALL-TIME TRANSACTIONS

## 2012-13

November 15: Assigned Cory Joseph to the Austin Toros of the NBA D-League.  
 November 21: Signed James Anderson and recalled Cory Joseph from the Austin Toros.  
 December 1: Assigned Cory Joseph to the Austin Toros.  
 December 2: Assigned Nando De Colo to the Austin Toros.  
 December 3: Recalled Nando De Colo from the Austin Toros.  
 December 5: Recalled Cory Joseph from the Austin Toros.  
 December 17: Assigned Cory Joseph to the Austin Toros.  
 December 19: Assigned Kawhi Leonard to the Austin Toros.  
 December 20: Recalled Kawhi Leonard from the Austin Toros.  
 December 20: Waived James Anderson.  
 January 4: Assigned Nando De Colo to the Austin Toros.  
 January 5: Recalled Nando De Colo from the Austin Toros.  
 January 14: Recalled Cory Joseph from the Austin Toros.  
 January 23: Assigned Cory Joseph to the Austin Toros.  
 January 23: Signed Aron Baynes and recalled Cory Joseph from the Austin Toros.  
 January 24: Assigned Cory Joseph to the Austin Toros.  
 February 1: Assigned Aron Baynes to the Austin Toros.  
 February 4: Recalled Aron Baynes from the Austin Toros.  
 February 28: Recalled Cory Joseph from the Austin Toros and assigned Aron Baynes to the Austin Toros.  
 March 1: Recalled Aron Baynes from the Austin Toros.  
 March 15: Assigned Aron Baynes and Nando De Colo to the Austin Toros.  
 March 16: Recalled Nando De Colo from the Austin Toros.  
 March 19: Recalled Aron Baynes from the Austin Toros.  
 March 24: Assigned Aron Baynes to the Austin Toros.  
 March 31: Recalled Aron Baynes from the Austin Toros.  
 April 5: Assigned Aron Baynes to the Austin Toros.  
 April 8: Recalled Aron Baynes from the Austin Toros.  
 April 12: Waived Stephen Jackson.  
 April 16: Signed Tracy McGrady.

## 2013-14

October 10: Waived Sam Young.  
 October 15: Waived Marcus Cousin, Myck Kabongo and Corey Maggette.  
 October 20: Waived Dan Nwaelele and Courtney Fells.  
 October 25: Signed Josh Howard.  
 October 26: Waived Josh Howard.  
 December 1: Assigned Aron Baynes and Nando De Colo to Austin Toros.  
 December 2: Recalled Aron Baynes and Nando De Colo from Austin Toros.  
 December 3: Signed Malcolm Thomas.  
 December 8: Assigned Aron Baynes, Nando De Colo and Malcolm Thomas to the Austin Toros.  
 December 9: Recalled Aron Baynes and Nando De Colo.  
 December 13: Recalled Malcolm Thomas.  
 December 21: Assigned Nando De Colo and Malcolm Thomas to Austin Toros.  
 December 29: Assigned Nando De Colo and Malcolm Thomas to Austin Toros.  
 December 31: Recalled Nando De Colo and Malcolm Thomas.  
 January 3: Assigned Nando De Colo and Malcolm Thomas to Austin Toros.  
 January 4: Recalled Nando De Colo.  
 January 5: Assigned Nando De Colo to Austin Toros.  
 January 23: Waived Malcolm Thomas.  
 January 24: Signed Othys Jeffers to 10-day contract.  
 February 1: Signed Shannon Brown to 10-day contract.  
 February 12: Signed Shannon Brown to second 10-day contract.  
 February 20: Acquired Austin Daye from Toronto Raptors in exchange for Nando De Colo.  
 March 15: Assigned Austin Daye to the Austin Toros.  
 March 16: Recalled Austin Daye.  
 April 3: Signed Damion James to 10-day contract.  
 April 13: Signed Damion James for remainder of 2013-14 season.

## 2014-15

July 9: Signed Head Coach Gregg Popovich to a multi-year contract extension.  
 July 11: Re-signed Patty Mills, signed draft pick Kyle Anderson.  
 July 15: Named Ettore Messina assistant coach.  
 July 21: Re-signed Matt Bonner.  
 August 1: Signed Tony Parker to a multi-year contract extension.  
 August 5: Named Becky Hammon assistant coach.  
 September 26: Re-signed Aron Baynes.  
 October 13: Waived John Holland.  
 October 23: Waived Bryce Cotton and Josh Davis.  
 October 24: Signed Fuquan Edwin and Robert Vaden.  
 October 25: Waived JaMychal Green, Fuquan Edwin and Robert Vaden.  
 November 23: Assigned Kyle Anderson to the Austin Spurs.  
 November 24: Recalled Kyle Anderson from the Austin Spurs.  
 January 17: Waived Austin Daye.  
 January 18: Signed JaMychal Green to a 10-day contract.  
 January 20: Assigned Kyle Anderson to the Austin Spurs.  
 January 28: Signed Reggie Williams to a 10-day contract.  
 February 8: Signed Reggie Williams to a second 10-day contract.  
 February 20: Signed Reggie Williams for remainder of the season, recalled Kyle Anderson from the Austin Spurs.  
 February 21: Assigned Kyle Anderson to the Austin Spurs.  
 March 9: Recalled Kyle Anderson from the Austin Spurs.  
 March 12: Assigned Kyle Anderson to the Austin Spurs.  
 March 16: Recalled Kyle Anderson from the Austin Spurs.  
 March 26: Assigned Kyle Anderson to the Austin Spurs.  
 April 8: Recalled Kyle Anderson from the Austin Spurs.  
 April 11: Assigned Kyle Anderson to the Austin Spurs.  
 April 12: Recalled Kyle Anderson from the Austin Spurs.  
 April 17: Assigned Kyle Anderson to the Austin Spurs.  
 April 22: Recalled Kyle Anderson from the Austin Spurs.

## 2015-16

June 17: Named James Borrego assistant coach.  
 June 25: Drafted Nikola Milutinov (26th overall) and Cady Lalanne (55th overall).  
 Re-signed Tim Duncan.  
 July 9: Signed LaMarcus Aldridge.  
 July 9: Acquired Ray McCallum in a trade with Sacramento.  
 July 14: Re-signed Danny Green.  
 July 15: Re-signed Matt Bonner.  
 July 16: Re-signed Kawhi Leonard.  
 July 17: Signed David West.  
 July 20: Re-signed Manu Ginobili.  
 July 21: Signed Boban Marjanovic.  
 July 22: Signed Jonathon Simmons and Jimmer Fredette.  
 September 28: Signed Deshaun Thomas, Rasual Butler, Youssou Ndoye and Keifer Sykes.  
 October 21: Waived Jimmer Fredette, Youssou Ndoye, Keifer Sykes and Deshaun Thomas.  
 October 22: Signed Julian Washburn.  
 October 24: Waived Reggie Williams and Julian Washburn.  
 October 26: Exercised third-year team option on Kyle Anderson.  
 November 7: Assigned Jonathon Simmons to Austin Spurs.  
 November 14: Recalled Jonathon Simmons.  
 November 16: Assigned Jonathon Simmons to Austin Spurs.  
 November 18: Recalled Jonathon Simmons.  
 December 4: Assigned Boban Marjanovic and Ray McCallum to Austin Spurs.  
 December 5: Recalled Ray McCallum.  
 December 6: Recalled Boban Marjanovic.  
 December 16: Assigned Ray McCallum to Austin Spurs.  
 December 21: Recalled Ray McCallum.  
 December 27: Assigned Ray McCallum to Austin Spurs.  
 December 28: Recalled Ray McCallum.  
 December 29: Assigned Ray McCallum to Austin Spurs.  
 December 30: Recalled Ray McCallum.  
 January 2: Assigned Ray McCallum to Austin Spurs.  
 January 4: Recalled Ray McCallum.  
 January 29: Assigned Ray McCallum to Austin Spurs.  
 February 1: Recalled Ray McCallum.

# SPURS ALL-TIME TRANSACTIONS

February 29: Waived Ray McCallum.  
February 29: Signed Andre Miller.  
March 9: Waived Rasual Butler.  
March 17: Assigned Jonathon Simmons to Austin Spurs.  
March 19: Recalled Jonathon Simmons.  
March 20: Assigned Boban Marjanovic and Jonathon Simmons to Austin Spurs.  
March 22: Recalled Boban Marjanovic and Jonathon Simmons.

## 2016-17

June 23: Drafted Dejounte Murray (29th overall).  
July 14: Re-signed Manu Ginobili and signed Pau Gasol, Dejounte Murray, Davis Bertans, Dewayne Dedmon, Bryn Forbes and Ryan Arcidiacono.  
July 22: Signed Livio Jean-Charles.  
July 29: Signed Patricio Garino.  
Aug. 2: Signed David Lee.  
Sept. 26: Signed Nicolas Laprovittola, Ryan Richards and Joel Anthony, hired Will Hardy as assistant coach.  
Sept. 29: Waived Ryan Richards.

# SPURS ALL-TIME PLAYOFF LEADERS

(NBA SEASONS ONLY)

## GAMES

251 – Tim Duncan  
**213 – Tony Parker**  
**197 – Manu Ginobili**  
123 – David Robinson  
122 – Bruce Bowen  
94 – Matt Bonner  
85 – Sean Elliott  
81 – Avery Johnson  
80 – Malik Rose  
79 – Robert Horry  
**79 – Danny Green**

## FG MADE

1,975 – Tim Duncan  
**1,548 – Tony Parker**  
**901 – Manu Ginobili**  
768 – David Robinson  
622 – George Gervin  
**417 – Kawhi Leonard**  
384 – Sean Elliott  
384 – Avery Johnson  
273 – Mike Mitchell  
271 – Bruce Bowen

## FT MADE

1,217 – Tim Duncan  
**792 – Manu Ginobili**  
684 – David Robinson  
**681 – Tony Parker**  
348 – George Gervin  
277 – Sean Elliott  
**166 – Kawhi Leonard**  
153 – Malik Rose  
151 – Avery Johnson  
101 – James Silas

## 3-PT FG MADE

**309 – Manu Ginobili**  
161 – Bruce Bowen  
**160 – Danny Green**  
**108 – Tony Parker**  
**100 – Kawhi Leonard**  
88 – Michael Finley  
79 – Brent Barry  
73 – Sean Elliott  
70 – Robert Horry  
**66 – Patty Mills**

## STEALS

**269 – Manu Ginobili**  
**193 – Tony Parker**  
167 – Tim Duncan  
151 – David Robinson  
**127 – Kawhi Leonard**  
99 – Bruce Bowen  
94 – Avery Johnson  
**90 – Danny Green**  
70 – Johnny Moore  
69 – George Gervin

## POINTS

5,172 – Tim Duncan  
**3,885 – Tony Parker**  
**2,903 – Manu Ginobili**  
2,221 – David Robinson  
1,592 – George Gervin  
1,118 – Sean Elliott  
**1,100 – Kawhi Leonard**  
920 – Avery Johnson  
761 – Bruce Bowen  
**698 – Danny Green**

## FG ATTEMPTED

3,939 – Tim Duncan  
**3,367 – Tony Parker**  
**2,075 – Manu Ginobili**  
1,604 – David Robinson  
1,224 – George Gervin  
862 – Sean Elliott  
**815 – Kawhi Leonard**  
790 – Avery Johnson  
683 – Bruce Bowen  
**568 – Danny Green**

## FT ATTEMPTED

1,766 – Tim Duncan  
**967 – Manu Ginobili**  
966 – David Robinson  
**937 – Tony Parker**  
424 – George Gervin  
346 – Sean Elliott  
228 – Avery Johnson  
**223 – Kawhi Leonard**  
207 – Malik Rose  
169 – Tiago Splitter

## 3-PT FG ATTEMPTED

**847 – Manu Ginobili**  
368 – Bruce Bowen  
**365 – Danny Green**  
**361 – Tony Parker**  
**238 – Kawhi Leonard**  
219 – Michael Finley  
205 – Sean Elliott  
190 – Brent Barry  
183 – Robert Horry  
156 – Stephen Jackson

## ASSISTS

**1,112 – Tony Parker**  
**772 – Manu Ginobili**  
764 – Tim Duncan  
547 – Avery Johnson  
344 – Johnny Moore  
280 – David Robinson  
207 – Sean Elliott  
187 – Boris Diaw  
185 – George Gervin  
167 – Bruce Bowen

## REBOUNDS

2,859 – Tim Duncan  
1,301 – David Robinson  
**820 – Manu Ginobili**  
**642 – Tony Parker**  
**543 – Kawhi Leonard**  
354 – Bruce Bowen  
348 – Malik Rose  
341 – Sean Elliott  
340 – George Gervin  
338 – Robert Horry

## FG PCT. (50 MADE)

.603 – Fabricio Oberto (85-141)  
.582 – Artis Gilmore (121-208)  
.572 – Tiago Splitter (155-271)  
.550 – Nazr Mohammed (77-140)  
.541 – Frank Brickowski (53-98)  
.535 – DeJuan Blair (61-114)  
.533 – Dennis Rodman (64-120)  
.527 – Antoine Carr (68-129)  
**.512 – Kawhi Leonard (417-815)**  
.508 – George Gervin (622-1,224)

## FT PCT. (50 MADE)

.903 – Michael Finley (65-72)  
.868 – Antonio Daniels (66-76)  
.866 – Mario Elie (58-67)  
.851 – George Hill (63-74)  
.827 – Stephen Jackson (67-81)  
.821 – George Gervin (348-424)  
**.819 – Manu Ginobili (792-967)**  
.812 – Vinny Del Negro (56-69)  
.808 – James Silas (101-125)  
.805 – Mark Olberding (95-118)

## 3-PT FG% (10 MADE)

**.445 – Patty Mills (53-119)**  
.443 – Vinny Del Negro (31-70)  
.441 – Marco Belinelli (30-68)  
.438 – Bruce Bowen (161-368)  
**.438 – Danny Green (160-365)**  
**.420 – Kawhi Leonard (100-238)**  
.416 – Brent Barry (79-190)  
.410 – Stephen Jackson (64-156)  
.402 – Michael Finley (88-219)  
.400 – Danny Ferry (32-80)

## BLOCKS

568 – Tim Duncan  
312 – David Robinson  
**66 – Danny Green**  
60 – Robert Horry  
58 – Bruce Bowen  
**58 – Manu Ginobili**  
52 – Mike Green  
51 – George Gervin  
**49 – Kawhi Leonard**  
42 – Artis Gilmore

# SPURS ALL-TIME PLAYOFF LEADERS

(NBA SEASONS ONLY)

## ALL-TIME PLAYOFF AVERAGE LEADERS

SCORING AVERAGE	REBOUNDS AVERAGE	ASSISTS AVERAGE
27.9 — George Gervin	15.0 — Dennis Rodman	10.4 — Rod Strickland
20.6 — Tim Duncan	11.4 — Tim Duncan	8.3 — Johnny Moore
18.5 — Mike Mitchell	10.5 — David Robinson	6.8 — Avery Johnson

## ALL-TIME TOP PLAYOFF PERFORMANCES

POINTS	PLAYER	OPPONENT	DATE
46	George Gervin	vs. Washington	4/18/78
44	George Gervin	vs. Houston	4/04/80
42	George Gervin	vs. Denver	4/26/83
42	George Gervin	at Washington	5/18/79
42	George Gervin	vs. Washington	5/11/79
41	LaMarcus Aldridge	vs. Oklahoma City	5/2/16
41	Tony Parker	at Phoenix	4/25/08
41	Tim Duncan	vs. Dallas	5/22/06
41	George Gervin	at Denver	4/20/85
40	Tim Duncan	vs. Phoenix	4/19/08
40	Tim Duncan	vs. Dallas	5/19/03
40	Tim Duncan	vs. L.A. Lakers	5/21/01
40	David Robinson	vs. Phoenix	4/28/96

REBOUNDS	PLAYER	OPPONENT	DATE
25	Tim Duncan	at L.A. Lakers	5/14/02
24	Tim Duncan	at Dallas	5/23/03
23	Tim Duncan	at New Orleans	5/13/08
23	Tim Duncan	at Phoenix	4/25/03
22	Tim Duncan	vs. Dallas	5/07/01
22	David Robinson	at L.A. Lakers	5/13/95
22	Dennis Rodman	vs. L.A. Lakers	5/08/95
21	Tim Duncan	vs. L.A. Lakers	5/25/08
21	Tim Duncan	vs. L.A. Lakers	5/13/04
21	Tim Duncan	at L.A. Lakers	5/05/02
21	David Robinson	vs. Phoenix	4/29/98
21	David Robinson	vs. Phoenix	4/28/96
21	Larry Kenon	at Washington	5/04/79
20	Tim Duncan	vs. Dallas	5/14/01

ASSISTS	PLAYER	OPPONENT	DATE
20	Johnny Moore	vs. Denver	4/27/83
18	Avery Johnson	vs. Phoenix	4/26/96
18	Johnny Moore	at L.A. Lakers	5/08/83
18	Tony Parker	vs. Memphis	5/21/13
17	Rod Strickland	vs. Portland	5/10/90
17	Johnny Moore	at L.A. Lakers	5/18/83
17	Johnny Moore	vs. L.A. Lakers	5/15/83
17	Johnny Moore	vs. Denver	4/26/83

BLOCKS	PLAYER	OPPONENT	DATE
9	Tim Duncan	vs. Phoenix	5/18/07
8	Tim Duncan	vs. New Jersey	6/15/03
8	Samaki Walker	vs. Phoenix	4/25/00
8	David Robinson	vs. Golden State	4/25/91
8	David Robinson	vs. Portland	5/10/90
7	Tim Duncan	vs. Seattle	5/03/02
7	David Robinson	at Portland	6/04/99
7	David Robinson	vs. Utah	5/09/98
7	David Robinson	at Phoenix	5/11/93

# SPURS ALL-TIME PLAYOFF RESULTS

## 1974 ABA WESTERN DIVISION SEMIFINALS VS. INDIANA — LOST 4-3

DATE	SITE	ATT.	SCORE	TOP SCORER	TOP REBOUNDER
3/30	IND	7,438	W 113-109	Jones-27	Nater, Gervin-10
4/01	IND	6,988	L 101-128	Jones-26	Nater-12
4/03	SA	10,693	W 115-96	Nater-27	Nater-15
4/04	SA	12,079	L 89-91	Jones-28	Jones-8
4/06	IND	10,079	L 100-105	Silas-28	Nater-12
4/10	SA	12,304	W 102-86	Averitt-19	Nater-13
4/12	IND	10,079	L 79-86	Silas-27	Nater-13

## 1975 ABA WESTERN DIVISION SEMIFINALS VS. INDIANA — LOST 4-2

DATE	SITE	ATT.	SCORE	TOP SCORER	TOP REBOUNDER
4/05	SA	8,529	L 119-122 (OT)	Silas-25	Gervin-23
4/07	SA	7,643	L 93-98	Gervin-38	Nater-20
4/10	IND	12,217	L 103-113 (OT)	Gervin-27	Nater-14
4/12	IND	17,389	W 110-109	Gervin-29	Nater-22
4/14	SA	10,986	W 123-117	Gervin-42	Gervin-17
4/16	IND	15,675	L 100-115	Gervin-34	Nater-19

## 1976 ABA SEMIFINALS VS. NEW YORK — LOST 4-3

DATE	SITE	ATT.	SCORE	TOP SCORER	TOP REBOUNDER
4/09	NY	8,221	L 101-116	Gervin-30	Paultz/Gale-7
4/11	NY	5,769	W 105-79	Kenon-30	Paultz-18
4/14	SA	10,009	W 111-103	Kenon-28	Kenon-16
4/18	SA	9,227	L 108-110	Paultz/Gervin-28	Paultz-12
4/19	NY	11,321	L 108-110	Kenon-27	Kenon-12
4/21	SA	10,484	W 106-105	Gervin-37	Kenon-18
4/24	NY	15,934	L 114-121	Gervin-31	Kenon-11

## 1977 FIRST ROUND VS. BOSTON — LOST 2-0

DATE	SITE	ATT.	SCORE	TOP SCORER	TOP REBOUNDER
4/12	BOS	13,505	L 94-104	Kenon/Gervin-20	Paultz-10
4/15	SA	12,067	L 109-113	Gervin-30	Kenon/Paultz/Gale-7

## 1978 EASTERN CONFERENCE SEMIFINALS VS. WASHINGTON — LOST 4-2

DATE	SITE	ATT.	SCORE	TOP SCORER	TOP REBOUNDER
4/16	SA	9,669	W 114-103	Gervin-35	Kenon-9
4/18	SA	9,871	L 117-121	Gervin-48	Kenon-9
4/21	WASH	17,417	L 105-118	Kenon-37	Kenon/Paultz-8
4/23	WASH	13,549	L 95-98	Gervin-35	Paultz-8
4/25	SA	9,709	W 116-105	Gervin-27	Kenon-14
4/28	WASH	19,035	L 100-103	Olberding-24	Green/Paultz-9

## 1979 EASTERN CONFERENCE SEMIFINALS VS. PHILADELPHIA — WON 4-3

DATE	SITE	ATT.	SCORE	TOP SCORER	TOP REBOUNDER
4/15	SA	10,253	W 119-106	Gervin-31	Paultz-9
4/17	SA	16,709	W 121-120	Gervin-29	Kenon-7
4/20	PHIL	14,039	L 115-123	Silas-32	Kenon-15
4/22	PHIL	11,163	W 115-112	Gervin-32	Kenon-9
4/26	SA	16,055	L 97-120	Silas-19	Kenon-9
4/29	PHIL	18,276	L 90-92	Silas-27	Kenon-15
5/02	SA	16,055	W 111-108	Gervin-33	Gervin-12

## 1979 EASTERN CONFERENCE FINALS VS. WASHINGTON — LOST 4-3

5/04	WASH	19,035	W 118-97	Gervin-34	Kenon-21
5/06	WASH	19,035	L 95-115	Kenon-25	Kenon-8
5/09	SA	15,318	W 116-114	Gervin-29	Paultz-12
5/11	SA	16,055	W 118-102	Gervin-42	Kenon-17
5/13	WASH	19,035	L 103-107	Gervin-28	Olberding-13
5/16	SA	16,055	L 100-108	Gervin-20	Kenon-15
5/18	WASH	19,035	L 105-107	Gervin-42	Kenon-11

## 1980 FIRST ROUND VS. HOUSTON — LOST 2-1

DATE	SITE	ATT.	SCORE	TOP SCORER	TOP REBOUNDER
4/02	HOU	14,454	L 85-95	Gervin-19	Kenon/Olberding-9
4/04	SA	12,894	W 106-101	Gervin-44	Olberding-17
4/06	HOU	15,676	L 120-141	Gervin-37	Shumate-8

## 1981 WESTERN CONFERENCE SEMIFINALS VS. HOUSTON — LOST 4-3

DATE	SITE	ATT.	SCORE	TOP SCORER	TOP REBOUNDER
4/07	SA	13,319	L 98-107	Gervin-30	G. Johnson-12
4/08	SA	12,128	W 125-113	Olberding-34	G. Johnson/Griffin-7
4/10	HOU	16,121	L 99-112	Gervin-33	G. Johnson/Gervin-8
4/12	HOU	16,121	W 114-112	Gervin-33	Corzine-11
4/14	SA	16,114	L 117-123	R. Johnson-25	G. Johnson-11
4/15	HOU	16,121	W 101-96	Gervin-26	Three Players-8
4/17	SA	16,114	L 100-105	Gervin-21	G. Johnson-10

# SPURS ALL-TIME PLAYOFF RESULTS

## 1982 WESTERN CONFERENCE SEMIFINALS VS. SEATTLE — WON 4-1

DATE	SITE	ATT.	SCORE	TOP SCORER	TOP REBOUNDER
4/27	SEA	14,457	W 95-93	Gervin-31	Mitchell-11
4/28	SEA	19,403	L 99-114	Gervin-24	G. Johnson/Corzine-8
4/30	SA	14,019	W 99-97	Gervin-36	Mitchell-12
5/02	SA	15,002	W 115-113	Mitchell-22	Olberding/Banks-9
5/05	SEA	23,180	W 109-103	Gervin-26	Corzine-11

## 1982 WESTERN CONFERENCE FINALS VS. LOS ANGELES LAKERS — LOST 4-0

5/09	LA	15,700	L 117-128	Gervin-34	Corzine-11
5/11	LA	17,505	L 101-110	Mitchell-34	Corzine-34
5/14	SA	15,800	L 108-118	Gervin-39	Gervin-15
5/15	SA	15,800	L 123-128	Gervin-38	Mitchell-10

## 1983 WESTERN CONFERENCE SEMIFINALS VS. DENVER — WON 4-1

DATE	SITE	ATT.	SCORE	TOP SCORER	TOP REBOUNDER
4/26	SA	10,116	W 152-133	Gervin-42	Banks-11
4/27	SA	10,690	W 126-109	Gervin-30	Gilmore-12
4/29	DEN	16,965	W 127-126 (OT)	Moore-39	Gilmore-14
5/02	DEN	15,039	L 114-124	Moore-27	Gilmore-11
5/04	SA	12,736	W 145-105	Gervin-26	Gilmore-15

## 1983 WESTERN CONFERENCE FINALS VS. LOS ANGELES LAKERS — LOST 4-2

5/08	LA	15,063	L 107-119	Mitchell-26	Gervin-9
5/10	LA	17,505	W 122-113	Gervin-32	Gilmore-20
5/13	SA	15,782	L 100-113	Mitchell-23	Gilmore-14
5/15	SA	15,782	L 121-129	Mitchell-35	Mitchell-11
5/18	LA	17,505	W 117-112	Mitchell-26	Gilmore-14
5/20	SA	15,782	L 100-101	Gervin-25	Gilmore-18

## 1985 WESTERN CONFERENCE FIRST ROUND VS. DENVER — LOST 3-2

DATE	SITE	ATT.	SCORE	TOP SCORER	TOP REBOUNDER
4/18	DEN	12,128	L 111-141	Mitchell-23	Jones-8
4/20	DEN	17,022	W 113-111	Gervin-41	Gilmore-12
4/23	SA	8,799	L 112-115	Gervin-30	Gilmore-14
4/26	SA	8,621	W 116-111	Mitchell-37	Gilmore-13
4/28	DEN	17,022	L 99-126	Gilmore-19	Iavaroni/Gilmore-8

## 1986 FIRST ROUND VS. LOS ANGELES LAKERS — LOST 3-0

DATE	SITE	ATT.	SCORE	TOP SCORER	TOP REBOUNDER
4/17	LA	17,505	L 88-135	Mitchell-24	Mitchell/Johnson-4
4/19	LA	17,505	L 94-122	Matthews-30	Greenwood-7
4/23	SA	7,918	L 94-114	Matthews-30	Gilmore-11

## 1988 FIRST ROUND VS. LOS ANGELES LAKERS — LOST 3-0

DATE	SITE	ATT.	SCORE	TOP SCORER	TOP REBOUNDER
4/29	LA	17,505	L 110-122	Robertson-34	Anderson/Berry-5
5/01	LA	17,505	L 112-130	Robertson-28	Brickowski-12
5/03	SA	11,542	L 107-109	Berry-27	Anderson-5

## 1990 FIRST ROUND VS. DENVER — WON 3-0

DATE	SITE	ATT.	SCORE	TOP SCORER	TOP REBOUNDER
4/26	SA	15,910	W 119-103	Anderson-27	Robinson-13
4/28	SA	15,910	W 129-120	Robinson-31	Cummings-13
5/01	DEN	15,604	W 131-120	Cummings-28	Robinson-16

## 1990 WESTERN CONFERENCE SEMIFINALS VS. PORTLAND — LOST 4-3

5/05	PORT	12,884	L 94-107	Brickowski-20	Robinson-9
5/08	PORT	12,884	L 112-122	Cummings-33	Robinson-8
5/10	SA	15,910	W 121-98	Robinson-28	Cummings/Strickland-9
5/12	SA	15,910	W 115-105	Cummings-35	Cummings-11
5/15	PORT	12,884	L 132-138 (2OT)	Cummings-32	Robinson-15
5/17	SA	15,910	W 112-97	Anderson-30	Robinson-13
5/19	PORT	12,884	L 105-108 (OT)	Cummings-27	Robinson-16

## 1991 FIRST ROUND VS. GOLDEN STATE — LOST 3-1

DATE	SITE	ATT.	SCORE	TOP SCORER	TOP REBOUNDER
4/25	SA	15,908	W 130-121	Anderson-38	Robinson-13
4/27	SA	15,908	L 98-111	Robinson-28	Robinson-15
5/01	GS	15,025	L 106-109	Robinson-27	Robinson-12
5/03	GS	15,025	L 97-110	Elliott-23	Robinson-14

## 1992 FIRST ROUND VS. PHOENIX — LOST 3-0

DATE	SITE	ATT.	SCORE	TOP SCORER	TOP REBOUNDER
4/24	PHO	14,496	L 111-117	Cummings-30	Cummings-12
4/26	PHO	14,496	L 107-119	Cummings-31	Cummings-10
4/29	SA	14,853	L 92-101	Carr-20	Carr/Cummings-12



# SPURS ALL-TIME PLAYOFF RESULTS

## 1993 FIRST ROUND VS. PORTLAND — WON 3-1

DATE	SITE	ATT.	SCORE	TOP SCORER	TOP REBOUNDER
4/29	PORT	12,888	W 87-86	Elliott-18	Robinson-15
5/01	PORT	12,888	L 96-105	Robinson/Cummings-15	Robinson-14
5/05	SA	16,057	W 107-101	Robinson-26	Robinson-14
5/07	SA	16,057	W 100-97 (OT)	Ellis-21	Robinson-17

## 1993 WESTERN CONFERENCE SEMIFINALS VS. PHOENIX — LOST 4-2

5/11	PHO	19,023	L 89-95	Robinson-32	Robinson-10
5/13	PHO	19,023	L 103-109	Robinson-27	Robinson-10
5/15	SA	16,057	W 111-96	Carr-21	Johnson/Robinson-8
5/16	SA	16,057	W 117-103	Robinson-36	Robinson-16
5/18	PHO	19,023	L 97-109	Robinson/Ellis-24	Robinson-8
5/20	SA	16,057	L 100-102	Robinson-22	Robinson-14

## 1994 FIRST ROUND VS. UTAH — LOST 3-1

DATE	SITE	ATT.	SCORE	TOP SCORER	TOP REBOUNDER
4/28	SA	18,257	W 106-89	Robinson-25	Rodman-11
4/30	SA	20,640	L 84-96	Knight-16	Rodman-17
5/03	UT	19,911	L 72-105	Robinson/Carr-16	Rob/Cummings-11
5/05	UT	19,911	L 90-95	Robinson-27	Rodman-20

## 1995 FIRST ROUND VS. DENVER — WON 3-0

DATE	SITE	ATT.	SCORE	TOP SCORER	TOP REBOUNDER
4/28	SA	25,235	W 104-88	Elliott-21	Rodman-12
4/30	SA	23,665	W 122-96	Robinson/Rodman-19	Rodman-16
5/02	DEN	17,171	W 99-95	Johnson/Robinson-24	Rodman-13

## 1995 WESTERN CONFERENCE SEMIFINALS VS. LA LAKERS — WON 4-2

5/06	SA	24,002	W 110-94	Robinson-33	Rodman-12
5/08	SA	26,127	W 97-90 (OT)	Robinson/Rodman-22	Rodman-22
5/12	LA	17,505	L 85-92	Robinson-34	Rodman-13
5/14	LA	17,505	W 80-71	Robinson-26	Robinson-22
5/16	SA	35,888	L 96-98 (OT)	Robinson-34	Robinson-17
5/18	LA	17,505	W 100-88	Robinson-31	Rodman-16

## 1995 WESTERN CONFERENCE FINALS VS. HOUSTON — LOST 4-2

DATE	SITE	ATT.	SCORE	TOP SCORER	TOP REBOUNDER
5/22	SA	33,337	L 93-94	Elliott-24	Rodman-20
5/24	SA	35,888	L 96-106	Robinson-32	Robinson-12
5/26	HOU	16,611	W 107-102	Robinson-29	Rodman-12
5/28	HOU	16,611	W 103-81	Robinson-20	Rodman-19
5/30	SA	35,888	L 90-111	Robinson-22	Robinson/Rodman-12
6/01	HOU	16,611	L 95-100	Johnson/Robinson-19	Rodman-17

## 1996 FIRST ROUND VS. PHOENIX — WON 3-1

DATE	SITE	ATT.	SCORE	TOP SCORER	TOP REBOUNDER
4/26	SA	16,545	W 120-98	Del Negro-29	Perdue-9
4/28	SA	19,507	W 110-105	Robinson-40	Robinson-21
5/01	PHO	19,023	L 93-94	Robinson-22	Perdue-9
5/03	PHO	19,023	W 116-98	Robinson-30	Robinson-13

## 1996 WESTERN CONFERENCE SEMIFINALS VS. UTAH — LOST 4-2

5/07	SA	15,112	L 75-95	Robinson-29	Perdue-7
5/09	SA	18,635	W 88-77	Robinson-24	Robinson-12
5/11	UT	19,911	L 75-105	Elliott-17	Robinson-9
5/12	UT	19,911	L 86-101	Elliott-22	Person/Perdue-7
5/14	SA	34,215	W 98-87	Robinson-24	Robinson-15
5/16	UT	19,911	L 81-108	Del Negro/Robinson-17	Robinson-8

## 1998 FIRST ROUND VS. PHOENIX — WON 3-1

DATE	SITE	ATT.	SCORE	TOP SCORER	TOP REBOUNDER
4/23	PHO	19,023	W 102-96	Duncan-32	Robinson-15
4/25	PHO	19,023	L 101-108	Robinson-23	Robinson-16
4/27	SA	20,486	W 100-88	Duncan-22	Duncan-14
4/29	SA	27,528	W 99-80	Johnson-30	Robinson-21

## 1998 WESTERN CONFERENCE SEMIFINALS VS. UTAH — LOST 4-1

5/05	UT	19,911	L 82-83	Duncan-33	Robinson-16
5/07	UT	19,911	L 106-109 (OT)	Duncan-26	Robinson-14
5/09	SA	26,086	W 86-64	Robinson-21	Perdue-11
5/10	SA	28,587	L 73-82	Duncan-22	Robinson-11
5/12	UT	19,911	L 77-87	Robinson-21	Robinson-13

# SPURS ALL-TIME PLAYOFF RESULTS

## 1999 FIRST ROUND VS. MINNESOTA — WON 3-1

DATE	SITE	ATT.	SCORE	TOP SCORER	TOP REBOUNDER
5/09	SA	22,356	W 99-86	Duncan-26	Duncan-12
5/11	SA	22,494	L 71-80	Duncan-18	Duncan-16
5/13	MIN	17,444	W 85-71	Johnson-24	Robinson-18
5/15	MIN	15,898	W 92-85	Robinson-19	Robinson-11

## 1999 WESTERN CONFERENCE SEMIFINALS VS. LA LAKERS — WON 4-0

5/17	SA	25,297	W 87-81	Duncan-25	Perdue-9
5/19	SA	33,293	W 79-76	Duncan-21	Duncan-8
5/22	LA	17,505	W 103-91	Duncan-37	Duncan-14
5/23	LA	17,505	W 118-107	Duncan-33	Duncan-14

## 1999 WESTERN CONFERENCE FINALS VS. PORTLAND — WON 4-0

5/29	SA	35,165	W 80-76	Duncan/Robinson-21	Duncan-13
5/31	SA	35,260	W 86-85	Duncan-23	Duncan-10
6/04	POR	20,732	W 85-63	Jackson-19	Robinson-9
6/06	POR	20,735	W 94-80	Robinson-20	Robinson-10

## 1999 FINALS VS. NEW YORK — WON 4-1

6/16	SA	39,514	W 89-77	Duncan-33	Duncan-16
6/18	SA	39,554	W 80-67	Duncan-25	Duncan-15
6/21	NY	19,763	L 81-89	Robinson-25	Robinson-12
6/23	NY	19,763	W 96-89	Duncan-28	Duncan-18
6/25	NY	19,763	W 78-77	Duncan-31	Robinson-12

## 2000 FIRST ROUND VS. PHOENIX — LOST 3-1

4/22	SA	21,916	L 70-72	Elliott-15	Walker-16
4/25	SA	20,617	W 85-70	Robinson-25	Robinson-15
4/29	PHO	19,023	L 94-101	Robinson-37	Robinson-13
5/02	PHO	19,023	L 78-89	Robinson-21	Robinson-16

## 2001 FIRST ROUND VS. MINNESOTA — WON 3-1

4/21	SA	33,983	W 87-82	Duncan-33	Duncan-15
4/23	SA	31,759	W 86-69	Duncan-18	Duncan/Robinson-11
4/28	MIN	17,676	L 84-93	Robinson-22	Robinson-17
4/30	MIN	16,336	W 97-84	Duncan-24	Duncan-16

## 2001 WESTERN CONFERENCE SEMIFINALS VS. DALLAS — WON 4-1

5/05	SA	32,798	W 94-78	Duncan-31	Duncan-13
5/07	SA	27,690	W 100-86	Duncan-25	Duncan-22
5/09	DAL	18,237	W 104-90	Robinson-19	Duncan/Robinson-14
5/12	DAL	18,187	L 108-112	Duncan-29	Duncan-18
5/14	SA	25,853	W 105-87	Duncan-32	Duncan-20

## 2001 WESTERN CONFERENCE FINALS VS. LA LAKERS — LOST 4-0

5/19	SA	36,068	L 90-104	Duncan-28	Duncan-14
5/21	SA	35,574	L 81-88	Duncan-40	Duncan-15
5/25	LA	18,997	L 72-111	Robinson-24	Duncan-13
5/27	LA	18,997	L 82-111	Daniels/Duncan-15	Robinson-11

## 2002 FIRST ROUND VS. SEATTLE — WON 3-2

4/20	SA	23,634	W 110-89	Duncan/Parker-21	Duncan-10
4/22	SA	23,059	L 90-98	Duncan-32	Duncan-12
4/27	SEA	17,072	W 102-75	Duncan-27	Duncan-13
5/01	SEA	17,072	L 79-91	Rose-28	Rose-13
5/03	SA	23,369	W 101-78	Duncan-23	Rose-13

## 2002 WESTERN CONFERENCE SEMIFINALS VS. LA LAKERS — LOST 4-1

5/05	LA	18,997	L 80-86	Duncan-26	Duncan-21
5/07	LA	18,997	W 88-85	Duncan-27	Duncan-17
5/10	SA	35,520	L 89-99	Duncan-28	Duncan-12
5/12	SA	32,342	L 85-87	Duncan-30	Duncan/Robinson-11
5/14	LA	18,997	L 87-93	Duncan-34	Duncan-25

# SPURS ALL-TIME PLAYOFF RESULTS

## 2003 FIRST ROUND VS. PHOENIX – WON 4-2

DATE	SITE	ATT.	SCORE	TOP SCORER	TOP REBOUNDER
4/19	SA	19,217	L 95-96 (OT)	Jackson-23	Duncan-13
4/21	SA	19,217	W 84-76	Jackson-23	Duncan-12
4/25	PHO	19,023	W 99-86	Parker-29	Duncan-23
4/27	PHO	18,756	L 84-86	Duncan-24	Rose-14
4/29	SA	19,217	W 94-82	Rose-27	Duncan-17
5/01	PHO	18,913	W 87-85	Jackson-21	Duncan-20

## 2003 WESTERN CONFERENCE SEMIFINALS VS. LA LAKERS – WON 4-2

5/05	SA	18,797	W 87-82	Duncan-28	Robinson-11
5/07	SA	18,797	W 114-95	Bowen-27	Duncan-13
5/09	LA	18,997	L 95-110	Duncan-28	Duncan-11
5/11	LA	18,997	L 95-99	Duncan-36	Jackson-11
5/13	SA	18,797	W 96-94	Duncan-27	Duncan-14
5/15	LA	18,997	W 110-82	Duncan-37	Duncan-16

## 2003 WESTERN CONFERENCES FINALS VS. DALLAS – WON 4-2

5/19	SA	18,797	L 110-113	Duncan-40	Duncan 15
5/21	SA	18,797	W 119-106	Duncan-32	Duncan 15
5/23	DAL	20,695	W 96-83	Duncan-34	Duncan 24
5/25	DAL	20,561	W 102-95	Parker-25	Duncan 20
5/27	SA	18,797	L 91-103	Duncan-23	Duncan 15
5/29	DAL	20,812	W 90-78	Jackson-24	Rose 11, Duncan 11

## 2003 FINALS VS. NEW JERSEY – WON 4-2

6/04	SA	18,797	W 101-89	Duncan-32	Duncan-20
6/06	SA	18,797	L 85-87	Parker-21	Duncan-12
6/08	NJ	19,280	W 84-79	Parker-26	Duncan-16
6/11	NJ	19,280	L 76-77	Duncan-23	Duncan-17
6/13	NJ	19,280	W 93-83	Duncan-29	Duncan-17
6/15	SA	18,797	W 88-77	Duncan-21	Duncan-20

## 2004 FIRST ROUND VS. MEMPHIS – WON 4-0

DATE	SITE	ATT.	SCORE	TOP SCORER	TOP REBOUNDER
5/17	SA	18,797	W 98-74	Duncan-26	Duncan-9
5/19	SA	18,797	W 87-70	Parker-27	Duncan-12
5/22	MEM	19,351	W 95-93	Duncan-22	Duncan-13
5/25	MEM	19,351	W 110-97	Parker-29	Duncan/Horry-7

## 2004 WESTERN CONFERENCE SEMIFINALS VS. LA LAKERS – LOST 4-2

5/02	SA	18,797	W 88-78	Duncan-30	Duncan-11
5/05	SA	18,797	W 95-85	Parker-30	Bowen/Duncan-7
5/09	LA	18,997	L 81-105	Ginobili-17	Duncan-13
5/11	LA	18,997	L 90-98	Ginobili-20	Duncan-10
5/13	SA	18,797	L 73-74	Duncan-21	Duncan-21
5/15	LA	18,997	L 76-88	Duncan-20	Duncan-11

## 2005 FIRST ROUND VS. DENVER – WON 4-1

DATE	SITE	ATT.	SCORE	TOP SCORER	TOP REBOUNDER
4/24	SA	18,797	L 87-93	Ginobili-23	Mohammed-15
4/27	SA	18,797	W 104-76	Duncan-24	Duncan/Horry-9
4/30	DEN	19,913	W 86-78	Ginobili-32	Duncan-11
5/02	DEN	19,776	W 126-115 (OT)	Duncan-39	Duncan-14
5/04	SA	18,797	W 99-89	Parker-21	Mohammed-13

## 2005 WESTERN CONFERENCE SEMIFINALS VS. SEATTLE – WON 4-2

5/08	SA	18,797	W 103-81	Parker-29	Duncan-9
5/10	SA	18,797	W 108-91	Ginobili-28	Mohammed-10
5/12	SEA	17,072	L 91-92	Duncan-23	Duncan-11
5/15	SEA	17,072	L 89-101	Duncan-35	Duncan-10
5/17	SA	18,797	W 103-90	Ginobili-39	Duncan-14
5/19	SEA	17,072	W 98-96	Duncan-26	Duncan-9

## 2005 WESTERN CONFERENCE FINALS VS. PHOENIX – WON 4-1

5/22	PHO	18,422	W 121-114	Parker-29	Duncan-15
5/24	PHO	18,422	W 111-108	Duncan-30	Duncan/Mohammed-8
5/28	SA	18,797	W 102-92	Duncan-33	Duncan-15
5/30	SA	18,797	L 106-111	Ginobili-28	Duncan-16
6/01	PHO	18,422	W 101-95	Duncan-31	Duncan-15

## 2005 FINALS VS. DETROIT – WON 4-3

6/09	SA	18,797	W 84-69	Ginobili-26	Duncan-17
6/12	SA	18,797	W 97-76	Ginobili-27	Duncan-11
6/14	DET	22,076	L 79-96	Parker-21	Duncan-10
6/16	DET	22,076	L 71-102	Duncan-16	Duncan-16
6/19	DET	22,076	W 96-95 (OT)	Duncan-26	Duncan-19
6/21	SA	18,797	L 86-95	Duncan/Ginobili-21	Duncan-15
6/23	SA	18,797	W 81-74	Duncan-25	Duncan-11

# SPURS ALL-TIME PLAYOFF RESULTS

## 2006 FIRST ROUND VS. SACRAMENTO – WON 4-2

DATE	SITE	ATT.	SCORE	TOP SCORER	TOP REBOUNDER
4/22	SA	18,797	W 122-88	Parker-25	Mohammed-8
4/25	SA	18,797	W 128-119 (OT)	Ginobili-32	Duncan-13
4/28	SAC	17,317	L 93-94	Duncan-29	Duncan-12
4/30	SAC	17,317	L 84-102	Parker-22	Duncan-8
5/02	SA	18,797	W 109-98	Ginobili-27	Duncan/Ginobili-9
5/05	SAC	17,317	W 105-83	Parker-31	Horry-7

## 2006 WESTERN CONFERENCE SEMIFINALS VS. DALLAS – LOST 4-3

5/07	SA	18,797	W 87-85	Duncan-31	Duncan-13
5/09	SA	18,797	L 91-113	Duncan-28	Duncan-9
5/13	DAL	20,865	L 103-104	Duncan-35	Duncan-12
5/15	DAL	20,969	L 118-123 (OT)	Parker-33	Duncan-13
5/17	SA	18,797	W 98-97	Duncan-36	Duncan-12
5/19	DAL	20,986	W 91-86	Ginobili-30	Ginobili-10
5/22	SA	18,797	L 111-119 (OT)	Duncan-41	Duncan-15

## 2007 FIRST ROUND VS. DENVER – WON 4-1

DATE	SITE	ATT.	SCORE	TOP SCORER	TOP REBOUNDER
4/22	SA	18,797	L 89-95	Parker-19	Duncan-10
4/25	SA	18,797	W 97-88	Duncan-22	Oberto-10
4/28	DEN	19,951	W 96-91	Parker-21	Duncan-13
4/30	DEN	19,644	W 96-89	Duncan-22	Duncan-11
5/2	SA	18,797	W 93-78	Finley-26	Duncan-12

## 2007 WESTERN CONFERENCE SEMIFINALS VS. PHOENIX – WON 4-2

5/6	PHO	18,422	W 111-106	Duncan-33	Duncan-16
5/8	PHO	18,422	L 81-101	Duncan-29	Duncan-11
5/12	SA	18,797	W 108-101	Duncan-33	Duncan-19
5/14	SA	18,797	L 98-104	Parker-23	Duncan-11
5/16	PHO	18,422	W 88-85	Ginobili-26	Duncan-12
5/18	SA	18,797	W 114-106	Ginobili -33	Duncan-13

## 2007 WESTERN CONFERENCE FINALS VS. UTAH – WON 4-1

5/20	SA	18,300	W 108-100	Duncan-27	Duncan-10
5/22	SA	18,797	W 105-96	Duncan-26	Duncan-14
5/26	UT	19,911	L 83-109	Parker-25	Duncan-8
5/28	UT	19,911	W 91-79	Ginobili-22	Oberto-11
5/30	SA	18,797	W 109-84	Duncan/Parker-21	Duncan-10

## 2007 FINALS VS. CLEVELAND – WON 4-0

6/7	SA	18,797	W 85-76	Parker-27	Duncan-13
6/10	SA	18,797	W 103-92	Parker-22	Duncan/Horry-9
6/12	CLE	20,562	W 75-72	Parker-17	Duncan/Bowen-9
6/14	CLE	20,562	W 83-82	Ginobili-27	Duncan-15

## 2008 FIRST ROUND VS. PHOENIX – WON 4-1

DATE	SITE	ATT.	SCORE	TOP SCORER	TOP REBOUNDER
4/19	SA	18,797	W 117-115 (2OT)	Duncan-40	Duncan-15
4/22	SA	18,797	W 102-96	Parker-32	Duncan-17
4/25	PHO	18,422	W 115-99	Parker-41	Duncan-10
4/27	PHO	18,422	L 85-106	Parker-18	Duncan-10
4/29	SA	18,797	W 92-87	Parker-31	Duncan-17

## 2008 WESTERN CONFERENCE SEMIFINALS VS. NEW ORLEANS – WON 4-3

5/3	NO	18,040	L 82-101	Parker-23	Ginobili/Oberto-6
5/5	NO	17,927	L 84-102	Duncan-18	Duncan-8
5/8	SA	18,797	W 110-99	Ginobili/Parker-31	Duncan-13
5/11	SA	18,797	W 100-80	Parker-22	Duncan-15
5/13	NO	18,246	L 79-101	Ginobili-20	Duncan-23
5/15	SA	18,797	W 99-80	Ginobili-25	Duncan-15
5/19	NO	18,235	W 91-82	Ginobili-26	Duncan-14

## 2008 WESTERN CONFERENCE FINALS VS. LA LAKERS – LOST 4-1

5/21	LA	18,997	L 85-89	Duncan-30	Duncan-18
5/23	LA	18,997	L 71-101	Parker-13	Duncan-16
5/25	SA	18,797	W 103-84	Ginobili -30	Duncan-21
5/27	SA	18,797	L 91-93	Duncan-29	Duncan-17
5/29	LA	18,997	L 92-100	Parker-23	Duncan-15

## 2009 FIRST ROUND VS. DALLAS – LOST 4-1

DATE	SITE	ATT.	SCORE	TOP SCORER	TOP REBOUNDER
4/18	SA	18,797	L 97-105	Duncan - 27	Duncan - 9
4/20	SA	18,797	W 105-84	Parker - 38	Duncan - 11
4/23	DAL	20,491	L 67-88	Parker - 12	Thomas - 10
4/25	DAL	20,829	L 90-99	Parker - 43	Duncan - 10
4/28	SA	18,797	L 93-106	Duncan - 30	Duncan - 8

# SPURS ALL-TIME PLAYOFF RESULTS

## 2010 FIRST ROUND VS. DALLAS – WON 4-2

DATE	SITE	ATT.	SCORE	TOP SCORER	TOP REBOUNDER
4/18	DAL	20,372	L 94-100	Duncan – 27	Duncan/McDyess – 8
4/21	DAL	20,728	W 102-88	Duncan – 25	Duncan – 17
4/23	SA	18,581	W 94-90	Duncan – 25	McDyess – 6
4/25	SA	18,581	W 92-89	Hill – 29	Duncan – 11
4/27	DAL	20,557	L 103-81	Parker – 18	Blair – 8
4/29	SA	18,581	W 97-87	Ginobili – 26	Duncan – 10

## 2010 WESTERN CONFERENCE SEMIFINALS VS. PHOENIX – LOST 2-0

5/3	PHO	18,422	L 102-111	Ginobili – 27	Duncan – 11
5/5	PHO	18,422	L 102-110	Duncan – 29	Duncan/Jefferson – 10
5/7	SA	18,581	L 96-110	Ginobili – 27	Duncan – 13
5/9	SA	18,581	L 101-107	Parker – 22	Duncan/Jefferson – 8

## 2011 FIRST ROUND VS. MEMPHIS – LOST 2-4

DATE	SITE	ATT.	SCORE	TOP SCORER	TOP REBOUNDER
4/17	SA	18,581	L 98-101	Parker – 20	Duncan – 13
4/20	SA	18,581	W 93-87	Ginobili – 17	Duncan -10
4/23	MEM	18,119	L 88-91	Ginobili – 23	Duncan – 11
4/25	MEM	18,119	L 86-104	Parker – 23	Splitter – 9
4/27	SA	18,581	W 110-103 (OT)	Ginobili – 33	Duncan – 12
4/29	MEM	18,119	L 91-99	Parker – 23	Duncan – 10

## 2012 FIRST ROUND VS. UTAH – WON 4-0

DATE	SITE	ATT.	SCORE	TOP SCORER	TOP REBOUNDER
4/29	SA	18,581	W 106-91	Parker – 28	Duncan – 11
5/2	SA	18,581	W 114-83	Parker – 18	Duncan – 13
5/5	UTA	19,911	W 102-90	Parker – 27	Splitter – 8
5/7	UTA	19,911	W 87-81	Ginobili – 17	Jackson – 6

## 2012 WESTERN CONFERENCE SEMIFINALS VS. L.A. CLIPPERS – WON 4-0

DATE	SITE	ATT.	SCORE	TOP SCORER	TOP REBOUNDER
5/15	SA	18,581	W 108-92	Ginobili – 22	Diaw – 12
5/17	SA	18,581	W 105-88	Parker – 22	Leonard – 6
5/19	LA	19,060	W 96-86	Parker – 23	Duncan – 13
5/20	LA	19,060	W 102-99	Duncan – 21	Duncan – 9

## 2012 WESTERN CONFERENCE FINALS VS. OKLAHOMA CITY – LOST 2-4

DATE	SITE	ATT.	SCORE	TOP SCORER	TOP REBOUNDER
5/27	SA	18,581	W 101-98	Ginobili – 26	Duncan – 11
5/29	SA	18,581	W 120-111	Parker – 34	Duncan – 12
5/31	OKC	18,203	L 82-102	Parker/Jackson – 16	3 Players – 6
6/2	OKC	18,203	L 103-109	Duncan – 21	Leonard – 9
6/4	SA	18,581	L 103-108	Ginobili – 34	Duncan – 12
6/6	OKC	18,203	L 99-107	Parker – 29	Duncan – 14

## 2013 FIRST ROUND VS. LOS ANGELES LAKERS – WON 4-0

DATE	SITE	ATT.	SCORE	TOP SCORER	TOP REBOUNDER
5/19	SA	18,581	W 105-83	Ginobili, Parker - 18	Duncan - 10
4/24	SA	18,581	W 102-91	Parker – 28	Leonard - 7
4/26	LA	18,997	W 120-89	Duncan - 26	Duncan - 9
5/28	LA	18,997	W 103-82	Parker - 23	Leonard - 7

## 2013 WESTERN CONFERENCE SEMIFINALS VS. GOLDEN STATE – WON 4-2

DATE	SITE	ATT.	SCORE	TOP SCORER	TOP REBOUNDER
5/6	SA	18,581	W 129-127	Parker – 28	Duncan – 11
5/8	SA	18,581	L 91-100	Parker – 20	Leonard – 12
5/10	GS	19,596	W 102-92	Parker – 32	Duncan – 10
5/12	GS	19,596	L 87-97 (OT)	Ginobili – 21	Duncan – 15
5/14	SA	18,581	W 109-91	Parker – 25	Duncan – 11
5/16	GS	19,596	W 94-82	Duncan – 19	Leonard – 10

## 2013 WESTERN CONFERENCE FINALS VS. MEMPHIS – WON 4-0

DATE	SITE	ATT.	SCORE	TOP SCORER	TOP REBOUNDER
5/19	SA	18,581	W 105-83	Parker – 20	Duncan – 10
5/21	SA	18,581	W 93-89	Duncan – 17	Duncan, Leonard - 9
5/25	MEM	18,119	W 104-93	Parker – 26	Leonard – 11
5/27	MEM	18,119	W 93-86	Parker – 37	Duncan – 8

# SPURS ALL-TIME PLAYOFF RESULTS

## 2013 FINALS VS. MIAMI – LOST 3-4

DATE	SITE	ATT.		SCORE	TOP SCORER	TOP REBOUNDER
6/6	MIA	19,775	W	82-88	Parker - 21	Duncan - 14
6/9	MIA	19,775	L	84-103	Green - 17	Leonard - 14
6/11	SA	18,581	W	113-77	Green - 27	Duncan - 14
6/13	SA	18,581	L	93-109	Duncan - 20	Leonard - 7
6/16	SA	18,581	W	114-104	Parker - 26	Duncan - 12
6/18	MIA	19,775	L	100-103 (OT)	Duncan - 30	Duncan - 17
6/20	MIA	19,775	L	88-95	Duncan - 24	Leonard - 16

## 2014 FIRST ROUND VS. DALLAS – WON 4-3

DATE	SITE	ATT.		SCORE	TOP SCORER	TOP REBOUNDER
4/20	SA	18,581	W	90-85	Parker-27	Splitter-11
4/23	SA	18,581	L	92-113	Ginobili-27	Duncan-7
4/26	DAL	20,636	L	108-109	Duncan-22	Splitter-13
4/28	DAL	20,636	W	93-89	Ginobili-23	Leonard/Splitter-12
4/30	SA	18,581	W	109-103	Parker-23	Duncan/Splitter-12
5/2	DAL	20,636	L	111-113	Parker-22	Duncan-9
5/4	SA	18,581	W	119-96	Parker-32	Duncan-8

## 2014 WESTERN CONFERENCE SEMIFINALS VS. PORTLAND – WON 4-1

DATE	SITE	ATT.		SCORE	TOP SCORER	TOP REBOUNDER
5/6	SA	18,581	W	116-92	Parker-33	Duncan-11
5/8	SA	18,581	W	114-97	Leonard-20	Splitter-10
5/10	POR	20,321	W	118-103	Parker-29	Leonard-10
5/12	POR	20,321	L	92-103	Parker-14	Duncan-9
5/14	SA	18,581	W	104-82	Leonard-22	Green-9

## 2014 WESTERN CONFERENCE FINALS VS. OKLAHOMA CITY – WON 4-2

DATE	SITE	ATT.		SCORE	TOP SCORER	TOP REBOUNDER
5/19	SA	18,581	W	122-105	Duncan-27	Splitter-8
5/21	SA	18,581	W	112-77	Parker-22	Duncan-12
5/25	OKC	18,203	L	97-106	Ginobili-23	Diaw-6
5/27	OKC	18,203	L	92-105	Parker/Diaw-14	Diaw-10
5/29	SA	18,581	W	117-89	Duncan-22	Duncan-12
5/31	OKC	18,203	W	112-107	Diaw-26	Duncan-16

## 2014 FINALS VS. MIAMI – WON 4-1

DATE	SITE	ATT.		SCORE	TOP SCORER	TOP REBOUNDER
6/5	SA	18,581	W	110-95	Duncan-21	Diaw/Duncan-10
6/8	SA	18,581	L	96-98	Parker-21	Duncan-15
6/10	MIA	19,900	W	111-92	Leonard-29	Duncan-6
6/12	MIA	19,900	W	107-86	Leonard-20	Leonard-14
6/15	SA	18,581	W	104-87	Leonard-22	Leonard-10

## 2015 FIRST ROUND VS. LOS ANGELES CLIPPERS – LOST 3-4

DATE	SITE	ATT.		SCORE	TOP SCORER	TOP REBOUNDER
4/19	LAC	19,309	L	92-107	Leonard-18	Duncan-11
4/22	SA	19,482	W	111-107 (OT)	Duncan-28	Duncan-11
4/24	SA	18,581	W	100-73	Leonard-32	Duncan-7
4/26	LAC	18,581	L	105-114	Leonard-26	Duncan-14
4/28	SA	19,571	W	111-107	Duncan-21	Duncan-11
4/30	LAC	18,581	L	96-102	Belinelli-23	Duncan-13
5/2	LAC	19,588	L	109-111	Duncan-27	Duncan-11

## 2016 FIRST ROUND VS. MEMPHIS – WON 4-0


DATE	SITE	ATT.		SCORE	TOP SCORER	TOP REBOUNDER
4/17	SA	18,418	W	106-74	Leonard-20	Duncan-11
4/19	SA	18,418	W	94-68	Mills-16	Duncan-9
4/22	MEM	18,119	W	96-87	Leonard-32	Aldridge-10
4/24	MEM	18,119	W	116-95	Leonard-21	Aldridge-10

## 2016 WESTERN CONFERENCE SEMIFINALS VS. OKLAHOMA CITY – LOST 2-4

DATE	SITE	ATT.		SCORE	TOP SCORER	TOP REBOUNDER
4/30	SA	18,418	W	124-92	Aldridge-38	Anderson-7
5/2	SA	18,418	L	97-98	Aldridge-41	Duncan-9
5/6	OKC	18,203	W	100-96	Leonard-31	Leonard-11
5/8	OKC	18,203	L	97-111	Parker-22	West-7
5/10	SA	18,418	L	91-95	Leonard-26	Aldridge-9
5/12	OKC	18,203	L	99-113	Leonard-22	Aldridge-14

\$100

THE ABA  
YEARS



DALLAS  
FORT  
WORTH  
LUBBOCK



CHAPARRALS

TEXAS

Chaparrals



70 71

PRESS - RADIO - TV GUIDE

# A LOOK BACK AT THE ABA YEARS

## THE COACHES

---

1967-69 - CLIFF HAGAN

1969-70 - CLIFF HAGAN & MAX WILLIAMS

1970-71 - MAX WILLIAMS & BILL BLAKELEY

1971-72 - TOM NISSALKE

1972-73 - BABE MCCARTHY & DAVE BROWN

1973-74 - TOM NISSALKE

1974-76 - BOB BASS



## THE STARS

---

### CLIFF HAGAN

#### FIRST PLAYER-COACH

Player-Coach Cliff Hagan was a big reason for the Chaparrals early success ... he was a five-time All-Star with the St. Louis Hawks prior to arriving in Dallas ... his physical style was perfect for the ABA and in his first season of 1967-68, Hagan averaged 18.2 points per game, leading to another All-Star selection. He was relieved of his coaching duties in January 1970, when General Manager Max Williams took over as head coach.

### JOHN BEASLEY

#### 1968, 1969 & 1970 ABA ALL-STAR

John Beasley was the biggest surprise for the Dallas Chaparrals in their inaugural season ... in his first year, Beasley averaged 19.7 points per game ... he made the ABA All-Star Team each of his first three seasons and was named the MVP of the 1969 All-Star Game ... he also garnered All-ABA Second Team honors in 1968 and 1969 ... Beasley ranks second in Spurs ABA history in games, points, field goals made and field goals attempted ... for his career with the Chaparrals, Beasley averaged 17.9 points and 11.0 rebounds while shooting .494 from the field and .828 from the free throw line.

### RON BOONE


#### 1968-69 ABA ALL-ROOKIE FIRST TEAM

A major bright spot of the Chaparrals' 1968-69 season was rookie phenom Ron Boone ... Boone attracted very little attention during his college career at Idaho State, but that all changed when he got to the pros ... Boone finished second to Warren Armstrong of Oakland for Rookie of the Year accolades ... in his rookie season, Boone averaged 18.9 points, 5.1 rebounds and 3.6 assists while shooting .434 from the field and .812 from the free throw line.

### GLEN COMBS

#### 1970 ABA ALL-STAR

Glen Combs shined along with Boone during his rookie season ... in 1968-69, Combs averaged 15.4 points per game while shooting .361 from three-point range ... the following year, Combs averaged a team-high 22.2 points in addition to 3.4 rebounds and 4.1 assists ... he made one All-Star appearance as a Chaparral in 1970.





## CINCINNATUS POWELL


### 1970 ABA ALL-STAR

Cincinnatus 'Cincy' Powell averaged 19.3 points, 9.0 rebounds and 2.1 assists, while shooting .476 from the field during his time in Dallas ... Powell was named to the 1967-68 All-ABA Second Team ... he also earned one trip to the All-Star Game in 1970.

## RICH JONES

### 1973 & 1974 ABA ALL-STAR


For his career with the Chaparrals/Spurs, which spanned six seasons (1969-75), Rich Jones averaged 16.5 points, 8.0 rebounds and 3.1 assists, while shooting .430 from the field and .318 from three-point range ... Jones is the Spurs all-time ABA leader in games, points, field goals made and field goals attempted ... he also ranks second in free throws made and attempted, rebounds and assists ... Jones was a two-time All-Star in 1973 and 1974.



## SWEN NATER

### 1974 ABA ROOKIE OF THE YEAR

The first big move in Spurs history paid dividends from the start ... in November, 1973 the Spurs obtained Swen Nater from the Virginia Squires in exchange for draft picks and cash ... Nater appeared in 62 games with San Antonio after playing in 17 games with the Squires during the 1973-74 season ... for the season he totaled 79 games, averaging 14.1 points and 12.6 rebounds while shooting .552 from the field ... in addition to winning ABA Rookie of the Year honors, Nater was named to the All-ABA Second Team, appeared in the 1974 ABA All-Star Game and led the league in field goal percentage.



## GEORGE GERVIN

### 1974, 1975 & 1976 ABA ALL-STAR

During his ABA years with the Spurs, George Gervin made three consecutive All-Star appearances from 1974-76 ... he also was a two-time All-ABA Second Team member for the 1974-75 and 1975-76 seasons ... Gervin's best ABA season with the Spurs came in 1974-75 when he averaged 23.4 points and 8.3 rebounds ... for his ABA career with the Spurs, which spanned three seasons (1973-76), Gervin averaged 22.2 points, 7.6 rebounds and 2.4 assists, while shooting .484 from the field and .844 from the free throw line.

## JAMES SILAS

### 1976 ALL-ABA FIRST TEAM

James Silas enjoyed the best season of his 10-year career during the 1975-76 season ... he appeared in all 84 games, averaging 23.8 points, 5.4 assists, 4.0 rebounds and 1.85 steals in 37.0 minutes per contest ... Silas was the first Spur to be named to the All-ABA First Team and also earned a spot on the 1976 ABA All-Star Team.



# A LOOK BACK AT THE ABA YEARS

## THE BIG STORIES

### THE BEGINNING

February 2, 1967

On February 2, 1967, a Dallas ABA franchise is awarded for \$30,000 to August Speth, Gary Davidson, John Klug, James Peters ... the team is sold prior to the league's first season to a group including Robert S. Folsom, J. Lindsay Embrey, Richard Bruton, Joseph W. Geary, Graham R. E. Koch and Lawrence S. Pollock ... Folsom was named President ... Max Williams was named General Manager ... the team played in Memorial Auditorium and Moody Coliseum ... Cliff Hagan ended his one-year retirement to become the team's player-coach ... they drafted Pat Riley (who signed with San Diego of the NBA) ... they signed John Beasley, Charlie Beasley, Cincy Powell, Maurice McHartley, and Bob Verga.

### "DALLAS" BECOMES "TEXAS"

1970-71 Season

For the 1970-71 season, Chaparrals management tried its greatest experiment – regionalization ... the name of the team was changed to the "Texas" Chaparrals ... while Texas still played most of its games in Dallas, the team also played in Lubbock and Fort Worth ... this experiment fizzled in a dramatic way ... while the crowds in Dallas remained strong, attendance in Fort Worth and Lubbock steadily declined over the season ... the breaking point came on January 5, 1971, when less than 200 fans showed up in Fort Worth to see the Chaps play the Pittsburgh Condors (the crowd was actually announced as 500) ... management promptly canceled the last five games scheduled for Fort Worth and switched them to Dallas.

### FIRST NBA-ABA EXHIBITION GAME

September 21, 1971

In the summer of 1971, a merger between the NBA and ABA appeared imminent ... Basketball Weekly reported that "The American basketball public is clamoring for a merger. So are the NBA and ABA owners, the two commissioners and every college coach. The war is over. The Armistice will be signed soon" ... in this short-lived congenial atmosphere, the two leagues agreed to play preseason interleague exhibition games for the first time ... even though the merger talks fell apart before the 1971-72 season, the ABA vs. NBA exhibition games stayed alive ... the Chaparrals hosted the first NBA vs. ABA game on September 21, 1971 ... Kareem Abdul-Jabbar scored 32 points to lead the NBA's Milwaukee Bucks past John Beasley and the ABA Dallas Chaparrals, 106-103 ... 7,800 fans paid the largest gate in Dallas franchise history to see the game.



## CHAPARRALS MOVE SOUTH

Summer of 1973

When the Dallas Chaparrals first moved to San Antonio in the summer of 1973, the franchise was actually on a three-year lease ... shortly after the 1972-73 season ended a group of San Antonio businessmen - led by John Schaefer, Red McCombs, Angelo Drossos and Art Burdick negotiated the unique deal ... the first ownership group consisted of 35 stockholders ... the team struggled to gain interest early said treasurer Maury Holden, "I can remember one night, Pat Tallman (the Spurs PA announcer) said it might be easier to introduce the people in the crowd instead of the starting line-ups." ... as the season went on the support grew ... during the season the group of 27 investors arranged to purchase the team from the Dallas group and by the end of the season - after the team had acquired Swen Nater and George Gervin - Spurs fever had arrived in San Antonio.

## SPURS FIRST GAME

October 10, 1973

In the first game in San Antonio history, the Silver and Black fell to the San Diego Conquistadors 121-106 in the HemisFair Arena in front of 5,879 fans ... the starting lineup that night was Rich Jones, Goo Kennedy, Bob Netolicky, Joe Hamilton and James Silas ... the Conquistadors were coached by NBA legend Wilt Chamberlain ... Chamberlain was assisted by Stan Albeck, who would go on to coach the Spurs from 1980-83.



## THE ICEMAN COMETH

January 30, 1974

It wasn't easy but it was worth it ... the official date is January 30, 1974 ... that's when George Gervin was obtained by San Antonio as Virginia sold his rights to the Spurs ... but after the trade it took a few weeks before "Iceman" was free and clear to become a Spur ... the Squires were in financial trouble and had been unloading players (including Julius Erving and Swen Nater) ... so then the ABA - and eventually Virginia - contested the Gervin deal ... first Gervin had to hide out in a San Antonio hotel room for about a week ... then on February 7 he finally made his Spurs debut (finishing with 12 points in 27 minutes vs. Utah) but only after U.S. District Court Judge Adrian Spears granted the Spurs a 10-day restraining order against the Squires and the ABA clearing Gervin to suit up for the Silver and Black ... finally by the middle of February all the legal issues were dealt with and Gervin was a Spur ... Gervin spent 12 of his 14 professional seasons with the Spurs and on February 5, 1996, was elected to the Basketball Hall of Fame.




## THE MERGER

June 17, 1976

Thanks to the leadership of Angelo Drossos the Spurs were one of four ABA teams - along with the Denver Nuggets, the Indiana Pacers and the New York Nets - to jump to the NBA as part of a merger between the two leagues ... it was a long struggle for Drossos and the Spurs ... in January of 1976 he was named to an ABA committee pursuing the merger ... then, when the merger occurred, Drossos was forced to find 30 new investors to cover the \$5 million NBA entry fee.

## NEWS AND NOTES



- The Dallas Chaparrals always hovered near the middle of the ABA pack ... around the league, the Chaps were known for the vast wealth of their ownership group ... while the Dallas owners had money, they refused to spend it on their basketball team ... the Chaps rarely, if ever, signed any of their high draft picks ... in fact, the best draft "find" in Dallas franchise history, Ron Boone, was a relatively unknown eighth round pick.
- In the ABA's inaugural season, the Chaps had the fourth best record in the league and finished second in the Western Division ... they crushed the Houston Mavericks in the first round of the playoffs, but then easily succumbed to the New Orleans Buccaneers in the Western Division Finals ... the chief reason for the team's early success was player-coach Cliff Hagan, the former NBA All-Star with the St. Louis Hawks ... Hagan's physical style was perfect for the early ABA, and he averaged 18.2 points per game that first year.
- Things started to change by Dallas' third season though ... the team struggled early on as enforcer Cincy Powell suffered both a broken jaw and a sprained ankle ... Hagan's coaching style also began to grate on his players and team management ... some Dallas players hated playing for Hagan because he was a "screamer" ... Chaps management felt that what the team needed was more encouragement, rather than constant yelling and screaming ... Hagan was fired in January 1970, and General Manager Max Williams took over the team ... the team improved a little after Williams took over (it averaged an impressive 128 points per game), and finished in second place behind Denver ... Glen Combs probably was the team's MVP, averaging 22.2 points per game ... in the playoffs however, Dallas was upset in the first round by the surprising Los Angeles Stars.
- For the 1970-71 season, the team lacked direction and confidence -- team leader John Beasley had been traded ... rookies Rich Jones and Joe Hamilton showed promise, but could not carry the team ... most of the season, Texas engaged in a nip and tuck battle with Denver for the last playoff spot in the Western Division ... General Manager Max Williams watched his team struggle in last place early in the season before he finally decided to fire himself ... he gave up the coaching position to Bill Blakeley, who promptly lost two games in a row for the first time in his 13 year head coaching career ... in the middle of the season, the team made a trade which it would live to regret -- it sent Ron Boone and Glen Combs to Utah for a disgruntled Donnie Freeman and a banged-up Wayne Hightower ... observers first thought that Texas got the better deal--but soon changed their minds as Boone and Combs became important elements of Utah's 1971 championship team ... in fact, after Texas nipped the Denver Rockets in a one-game playoff for the final playoff spot in the Western Division, Boone and Combs led Utah past Texas in four straight games.
- For the next season, the team "returned" to Dallas and played all of its games there ... their new young coach was Tom Nissalke, the former assistant coach of the NBA's Milwaukee Bucks ... Nissalke got the most out of his players (including the talented Rich Jones and Joe Hamilton) and managed to guide the team to a .500 record and third place in the Western Division ... for his efforts, Nissalke won the ABA Coach of the Year award ... however, Dallas was once again swept by Utah in four straight games in the first round of the playoffs.
- Strangely, the team declined to hang on to Nissalke ... Nissalke promptly found a new head coaching job with the Seattle Supersonics of the NBA ... the Chaps' latest coach was Babe "Magnolia Mouth" McCarthy ... unfortunately, the team floundered under McCarthy, and the respected coach was fired ... the Chaps finished with only 28 wins, two games behind the ABA's new expansion team, the San Diego Conquistadors ... for the first time in their existence, the franchise failed to make the playoffs ... it was also the last season for the team in Dallas, as the owners decided to lease the team to Angelo Drossos in San Antonio for the 1973-74 season ... the team became the San Antonio Spurs, and eventually stayed in that city under the ownership of Drossos.

# A LOOK BACK AT THE ABA YEARS

- In an attempt to get the team back to their winning ways, they brought back Head Coach Tom Nissalke for the 1974-75 season ... However, midway through the season, Bob Bass replaced Nissalke when he was named head coach on December 13, 1974 ... Bass was credited with instilling a run-and-gun style to the Spurs attack ... he also moved George Gervin from forward to guard ... Bass would go on to have an illustrious career in San Antonio, serving in a variety of roles: general manager, vice president of basketball operations, assistant to the chairman, head coach and assistant coach during his 20 years with the Spurs ... During his 1,617 games in San Antonio, the Spurs posted a 877-740 record ... Bass was twice named NBA Executive of the Year (in 1990 with the Spurs and in 1997 with the Charlotte Hornets).
- San Antonio hosted the 1975 ABA All-Star Game ... a crowd of 10,449 packed the HemisFair Arena as the East beat the West 151-124 on Jan. 28, 1975 ... the Western squad featured three Spurs – George Gervin, Swen Nater and James Silas ... Willie Nelson sang the National Anthem and Freddie Lewis was the MVP of the game (as MVP he was awarded a horse – Tuff Julie – and a hand-sewn saddle ... but rather than try to ship the horse to his home in Arizona he instead took the auction price of \$1,950).
- Fans in the Alamo City saw one of the more interesting, albeit one of the last games in ABA history on April 7, 1976 ... a leak in the roof at the HemisFair Arena forced the Spurs-Indiana Pacers game to be played under some different rules ... because a portion of the court was coned off in the slippery area it was decided there would be no pressing of the ball handler outside of the 3-point lines and there would be no fast break allowed ... the game was also played with a running clock on dead balls to make up for the nearly 40-minute delay to get the court "game-ready" ... the Spurs ended up winning the game 96-75 ... arena officials weren't out of the woods after the game either ... with the Spurs set to host the New York Nets in the ABA playoffs two days later, contractors were able to patch the leaks in HemisFair's roof , however they could not guarantee the patches in the event of another rain storm ... luckily for everyone involved the weather cooperated and no new "rules" were needed in the playoffs.

SOURCE/PHOTO CREDIT: [www.remembertheaba.com](http://www.remembertheaba.com)



# A LOOK BACK AT THE ABA YEARS

## \*SPURS / CHAPARRALS ABA ALL-TIME REGULAR SEASON LEADERS

---

### GAMES

391 – Rich Jones  
334 – John Beasley  
328 – James Silas  
324 – Coby Dietrick  
292 – Joe Hamilton  
276 – Charles Beasley  
231 – George Karl  
228 – Cincinnatus Powell  
211 – Goo Kennedy  
204 – Ron Boone

---

### FG ATTEMPTED

6,002 – Rich Jones  
4,873 – John Beasley  
4,216 – James Silas  
3,468 – Cincinnatus Powell  
3,464 – George Gervin  
3,461 – Joe Hamilton  
3,155 – Donnie Freeman  
3,032 – Glen Combs  
2,932 – Ron Boone  
2,056 – Charles Beasley

---

### 3-PT FG ATTEMPTED

732 – Glen Combs  
694 – Joe Hamilton  
365 – Rich Jones  
135 – Ron Boone  
124 – Charles Beasley  
116 – George Gervin  
81 – Steve Jones  
80 – John Beasley  
61 – Skeeter Swift  
57 – Tom Hagan

---

### FT ATTEMPTED

2,020 – James Silas  
1,549 – Rich Jones  
1,485 – Cincinnatus Powell  
1,385 – John Beasley  
1,214 – Glen Combs  
1,198 – Donnie Freeman  
1,099 – Ron Boone  
993 – George Gervin  
907 – Joe Hamilton  
828 – Charles Beasley

---

### POINTS

6,466 – Rich Jones  
5,983 – John Beasley  
5,978 – James Silas  
4,392 – Cincinnatus Powell  
4,219 – George Gervin  
3,920 – Donnie Freeman  
3,839 – Glen Combs  
3,781 – Joe Hamilton  
3,495 – Ron Boone  
2,622 – Charles Beasley

---

### FG PCT. (500 MADE)

.558 – Goo Kennedy (793-1,422)  
.546 – Swen Nater (878-1,609)  
.504 – Billy Paultz (566-1,124)  
.504 – James Silas (2,123-4,216)  
.496 – Cliff Hagan (511-1,031)  
.494 – John Beasley (2,407-4,873)  
.486 – Bob Netolicky (750-1,542)  
.484 – George Gervin (1,675-3,464)  
.483 – Manny Leaks (987-2,043)  
.481 – Larry Kenon (647-1,344)

---

### 3-PT FG PCT. (10 MADE)

.355 – Glen Combs (260-732)  
.346 – Steve Jones (28-81)  
.333 – Tom Hagan (19-57)  
.328 – Skeeter Swift (20-61)  
.326 – Ron Boone (44-135)  
.318 – Rich Jones (116-365)  
.311 – Joe Hamilton (216-694)  
.275 – John Beasley (22-80)  
.267 – George Gervin (31-116)  
.261 – Larry Jones (12-46)

---

### FT PCT. (400 MADE)

.865 – Charles Beasley (716-828)  
.859 – Steve Jones (422-491)  
.857 – James Silas (1,732-2,020)  
.844 – George Gervin (838-993)  
.828 – John Beasley (1,147-1,385)  
.813 – Donnie Freeman (974-1,198)  
.810 – Joe Hamilton (735-907)  
.807 – Cliff Hagan (401-497)  
.800 – Glen Combs (971-1,214)  
.796 – Ron Boone (875-1,099)

---

### FG MADE

2,578 – Rich Jones  
2,407 – John Beasley  
2,123 – James Silas  
1,675 – George Gervin  
1,650 – Cincinnatus Powell  
1,472 – Donnie Freeman  
1,415 – Joe Hamilton  
1,304 – Glen Combs  
1,288 – Ron Boone  
987 – Manny Leaks

---

### 3-PT FG MADE

260 – Glen Combs  
216 – Joe Hamilton  
116 – Rich Jones  
44 – Ron Boone  
31 – George Gervin  
30 – Charles Beasley  
28 – Steve Jones  
22 – John Beasley  
20 – Skeeter Swift  
19 – Tom Hagan

---

### FT MADE

1,732 – James Silas  
1,194 – Rich Jones  
1,147 – John Beasley  
1,087 – Cincinnatus Powell  
974 – Donnie Freeman  
971 – Glen Combs  
875 – Ron Boone  
838 – George Gervin  
735 – Joe Hamilton  
716 – Charles Beasley

---

### REBOUNDS

3,673 – John Beasley  
3,137 – Rich Jones  
2,123 – Swen Nater  
2,047 – Cincinnatus Powell  
1,782 – Coby Dietrick  
1,763 – Manny Leaks  
1,449 – George Gervin  
1,362 – Goo Kennedy  
1,324 – James Silas  
1,138 – John Smith

---

### ASSISTS

1,413 – James Silas  
1,217 – Rich Jones  
1,092 – Joe Hamilton  
858 – Charles Beasley  
744 – George Karl  
716 – Coby Dietrick  
695 – Glen Combs  
693 – Ron Boone  
662 – Donnie Freeman  
514 – John Beasley

---

### STEALS\*

356 – James Silas  
267 – George Gervin  
238 – Coby Dietrick  
221 – George Karl  
158 – Rich Jones  
123 – Mike Gale  
91 – Larry Kenon  
69 – Swen Nater  
65 – Donnie Freeman  
63 – Bird Averitt

---

### PERSONAL FOULS

1,365 – Rich Jones  
1,032 – Coby Dietrick  
1,014 – John Beasley  
1,013 – James Silas  
820 – Joe Hamilton  
779 – Cincinnatus Powell  
777 – Goo Kennedy  
701 – Ron Boone  
681 – George Gervin  
649 – Charles Beasley

---

### TURNOVERS

912 – Rich Jones  
896 – James Silas  
791 – Ron Boone  
653 – Cincinnatus Powell  
584 – Glen Combs  
541 – Charles Beasley  
539 – John Beasley  
530 – George Gervin  
473 – Coby Dietrick  
473 – Joe Hamilton

---

### BLOCKED SHOTS\*

291 – George Gervin  
253 – Billy Paultz  
236 – Coby Dietrick  
135 – Swen Nater  
49 – James Silas  
45 – Rich Jones  
43 – Larry Kenon  
40 – Mike Gale  
30 – Mark Olberding  
20 – George Karl

---

\*Steals and Blocked Shots were not recorded until the 1973-74 season

# A LOOK BACK AT THE ABA YEARS

## \*SPURS / CHAPARRALS ABA ALL-TIME PLAYOFF LEADERS

---

### GAMES

27 – Rich Jones  
25 – John Beasley  
23 – Charles Beasley  
21 – Cincinnatus Powell  
20 – Coby Dietrick  
20 – George Gervin  
17 – George Karl  
16 – Bob Bedell  
14 – Donnie Freeman  
14 – James Silas

---

### FG ATTEMPTED

414 – George Gervin  
366 – Cincinnatus Powell  
365 – John Beasley  
303 – Rich Jones  
262 – Glen Combs  
259 – Donnie Freeman  
218 – Charles Beasley  
202 – James Silas  
182 – Ron Boone  
169 – Swen Nater

---

### 3-PT FG ATTEMPTED

60 – Glen Combs  
23 – Joe Hamilton  
23 – Rich Jones  
18 – Charles Beasley  
16 – George Gervin  
13 – John Beasley  
12 – Ron Boone  
12 – Levern Tart  
9 – Bob Bedell  
6 – Cincinnatus Powell

---

### REBOUNDS

280 – John Beasley  
236 – Cincinnatus Powell  
200 – George Gervin  
181 – Swen Nater  
168 – Rich Jones  
149 – Manny Leaks  
108 – Coby Dietrick  
80 – Larry Kenon  
78 – Bob Bedell  
72 – 2 tied

---

### POINTS

538 – George Gervin  
458 – Cincinnatus Powell  
446 – John Beasley  
302 – Glen Combs  
295 – Rich Jones  
270 – Donnie Freeman  
264 – Charles Beasley  
247 – James Silas  
207 – Ron Boone  
193 – Swen Nater

---

### FG PCT. (50 MADE)

.543 – Coby Dietrick (70-129)  
.515 – Swen Nater (87-169)  
.490 – John Beasley (179-365)  
.490 – George Gervin (203-414)  
.466 – Larry Kenon (61-131)  
.462 – Ron Boone (84-182)  
.460 – James Silas (93-202)  
.455 – Manny Leaks (76-167)  
.454 – Charles Beasley (99-218)  
.451 – Cincinnatus Powell (165-366)

---

### FT MADE

128 – George Gervin  
127 – Cincinnatus Powell  
85 – John Beasley  
65 – Glen Combs  
63 – Charles Beasley  
61 – James Silas  
44 – Rich Jones  
40 – Manny Leaks  
38 – Donnie Freeman  
36 – 2 tied

---

### ASSISTS

92 – James Silas  
81 – Ron Boone  
80 – Charles Beasley  
62 – Rich Jones  
56 – Cincinnatus Powell  
50 – Mike Gale  
48 – Glen Combs  
46 – George Gervin  
45 – Coby Dietrick  
45 – George Karl

---

### FG MADE

203 – George Gervin  
179 – John Beasley  
165 – Cincinnatus Powell  
123 – Rich Jones  
116 – Donnie Freeman  
111 – Glen Combs  
99 – Charles Beasley  
93 – James Silas  
87 – Swen Nater  
84 – Ron Boone

---

### 3-PT FG MADE

15 – Glen Combs  
6 – Joe Hamilton  
5 – Rich Jones  
4 – George Gervin  
3 – Charles Beasley  
3 – John Beasley  
3 – Ron Boone  
2 – Maurice McHartley  
2 – Levern Tart  
2 – Henry Ward

---

### FT ATTEMPTED

157 – Cincinnatus Powell  
152 – George Gervin  
99 – John Beasley  
82 – James Silas  
79 – Glen Combs  
78 – Charles Beasley  
65 – Rich Jones  
53 – Donnie Freeman  
53 – Manny Leaks  
48 – Maurice McHartley

---

### STEALS\*

24 – Mike Gale  
24 – James Silas  
16 – George Karl  
15 – Coby Dietrick  
15 – George Gervin  
12 – Rich Jones  
5 – Allan Bristow  
5 – Larry Kenon  
4 – Swen Nater  
3 – 2 Tied

---

### BLOCKED SHOTS\*

30 – George Gervin  
20 – Coby Dietrick  
16 – Billy Paultz  
11 – Swen Nater  
10 – Mike Gale  
6 – Rich Jones  
4 – Bird Averitt  
4 – Larry Kenon  
2 – 4 Tied

---

### TURNOVERS

76 – Cincinnatus Powell  
48 – Rich Jones  
47 – Charles Beasley  
47 – George Gervin  
43 – John Beasley  
42 – Ron Boone  
41 – Maurice McHartley  
39 – James Silas  
38 – Glen Combs  
38 – Coby Dietrick

---


### PERSONAL FOULS

102 – Rich Jones  
78 – John Beasley  
73 – Cincinnatus Powell  
72 – George Gervin  
71 – Coby Dietrick  
66 – Charles Beasley  
52 – Ron Boone  
51 – Maurice McHartley  
45 – Bob Bedell  
45 – James Silas

---

\*Steals and Blocked Shots were not recorded until the 1973-74 season

# 1973-74 RECAP



Swen Nater

## RECORD

45-39 (27-15 home: 18-24 road)  
Third in Western Division

## HONORS

Swen Nater, ABA Rookie of the Year  
Swen Nater, All-ABA Second Team  
Swen Nater, ABA All-Star  
Rich Jones, ABA All-Star  
Swen Nater, ABA FG Percentage Leader  
Jack Ankerson, ABA Executive of the Year

## PLAYOFFS

Lost to Indiana, First Round 4-3

## SPURS LEADERS

Scoring: George Gervin 19.4 ppg  
Rebounding: Swen Nater 13.6 rpg  
Assists: James Silas 3.8 apg

Head Coach: Tom Nissalke  
Assistant: Rudy Davalos


## 1973-74 SEASON NOTES

- The San Antonio Spurs were formed in the summer of 1973 when the Dallas Chaparrals of the ABA were sold to a group of San Antonio investors and moved to the Alamo City.
- Original ownership group was made up of 27 individuals, led by John Schaefer, Red McCombs, Art Burdick and Angelo Drossos.
- The first game in franchise history was a 121-106 loss to the San Diego Conquistadors on 10/10/73 in front of 5,879 fans in the HemisFair Arena ... the Spurs starting five was Rich Jones, Goo Kennedy, Bob Netolicky, Joe Hamilton and James Silas.
- In November the Spurs obtained Swen Nater from the Virginia Squires in exchange for cash and draft picks ... Nater was the Spurs leading rebounder in both 1973-74 and 1974-75.
- On 1/30/74 - in perhaps the biggest move in franchise history - the Spurs purchased George Gervin from

## 1973-74 SPURS FINAL STATISTICS (45-39)

PLAYER	G	MIN	2-POINT			3-POINT			REBOUNDING				AST TO PF			BLK STL		SCORING	
			FGM-FGA	PCT.	FTM-FTA	PCT.	FGM-FGA	PCT.	FTM-FTA	PCT.	OFF	DEF	TOT	AVG.	AST	TO	PF	BLK	STL
Gervin	25	783	185-389	.476	0-6	.000	116-136	.853	62	144	206	8.2	45	64	98	34	26	486	19.4
Silas	84	3096	486-1016	.478	0-1	.000	349-420	.831	83	260	343	4.1	319	220	256	8	90	1321	15.7
Jones	78	2843	497-1129	.440	13-46	.283	186-241	.772	170	411	581	7.5	268	145	273	13	70	1219	15.6
Nater	62	2001	383-694	.552	0-1	.000	134-181	.740	248	596	844	13.6	112	153	177	48	26	900	14.5
Hamilton	43	1415	209-498	.420	19-86	.221	92-110	.836	27	89	116	2.7	162	82	92	1	51	567	13.2
Netolicky	19	488	100-195	.513	0-0	.000	29-46	.630	43	58	101	5.3	44	34	21	11	7	229	12.1
Averitt	74	1639	334-862	.387	9-50	.180	156-224	.696	44	77	121	1.6	132	137	166	6	63	851	11.5
Karl	74	1339	228-480	.475	8-22	.364	94-113	.832	41	85	126	1.7	160	92	161	10	65	574	7.8
Dietrick	84	2142	251-566	.443	0-3	.000	81-114	.711	200	332	532	6.3	253	151	285	50	89	583	6.9
Chambers	38	579	94-206	.456	0-0	.000	36-48	.750	37	66	103	2.7	42	28	74	3	11	224	5.9
Kennedy	76	1440	194-352	.551	0-0	.000	60-87	.690	121	266	387	5.1	83	79	240	15	59	448	5.9
Brown	2	26	5-6	.833	0-0	.000	0-0	.000	3	3	6	3.0	1	2	4	0	0	10	5.0
Terry	61	1093	131-292	.449	1-2	.500	36-41	.878	67	99	166	2.7	72	33	139	5	18	301	4.9
Hill	60	837	112-233	.481	0-11	.000	45-62	.726	59	113	172	2.9	62	63	145	16	13	269	4.5
Warren	36	486	61-133	.459	0-1	.000	32-35	.914	26	35	61	1.7	38	30	40	5	9	154	4.3
Swift	16	153	22-55	.400	1-12	.083	16-20	.800	5	11	16	1.0	15	13	26	0	3	63	3.9
<b>SPURS</b>	<b>84</b>		<b>3292-7106</b>	<b>.463</b>	<b>51-241</b>	<b>.212</b>	<b>1462-1878</b>	<b>.778</b>	<b>1236</b>	<b>2645</b>	<b>3881</b>	<b>46.2</b>	<b>1808</b>	<b>1326</b>	<b>2197</b>	<b>225</b>	<b>600</b>	<b>8199</b>	<b>97.6</b>
<b>OPPONENTS</b>	<b>84</b>		<b>3042-6592</b>	<b>.461</b>	<b>107-372</b>	<b>.288</b>	<b>1721-2268</b>	<b>.759</b>	<b>1054</b>	<b>2557</b>	<b>3611</b>	<b>43.0</b>	<b>1764</b>	<b>1383</b>	<b>1970</b>	<b>409</b>	<b>601</b>	<b>8126</b>	<b>96.7</b>





**George Gervin**

## RECORD

51-33 (32-10 home: 19-23 road)  
Second in Western Division

## HONORS

George Gervin, All-ABA Second Team  
Swen Nater, All-ABA Second Team  
James Silas, All-ABA Second Team  
George Gervin, ABA All-Star  
Swen Nater, ABA All-Star  
James Silas, ABA All-Star  
Swen Nater, ABA Rebounding Title

## PLAYOFFS

Lost to Indiana, First Round, 4-2

## SPURS LEADERS

Scoring: George Gervin 23.4 ppg  
Rebounding: Swen Nater 16.4 rpg  
Assists: James Silas 4.9 apg

Head Coach: Tom Nissalke/Bob Bass  
Assistant: Rudy Davalos


## 1974-75 SEASON NOTES

- The City of San Antonio hosted the 1975 ABA All-Star Game ... a crowd of 10,449 was on hand in the HemisFair Arena as the East beat the West 151-124 on 1/28/75 ... the Western squad featured three Spurs – George Gervin, Swen Nater and James Silas.
- During the off-season Angelo Drossos was named Executive Vice President and Chief Operating Officer and John Bezgos was named the Spurs General Manager.
- On 12/13/74 the Spurs hired Bob Bass as their head coach, replacing Tom Nissalke.
- George Gervin established himself as a true star ... during the regular season he was seventh in the ABA in scoring, averaging 23.4 ppg, and was also among league leaders in rebounds and blocks ... Gervin was named to the All-ABA Second Team and appeared in his second ABA All-Star Game ... but Gervin's big breakthrough came in the postseason when Bob Bass moved Iceman from small forward to two-guard ... Gervin averaged 34.0 ppg in the series vs. Indiana and the rest, as they say, is history.
- On 2/5/75 George Gervin scored 51 points as the Spurs beat Memphis 143-119 ... Gervin's 51 points that night is the Spurs franchise record for the most points scored in an ABA game.

## 1974-75 SPURS FINAL STATISTICS (51-33)

PLAYER	G	MIN	2-POINT			3-POINT		REBOUNDING				SCORING							
			FGM-FGA	PCT.	FTM-FTA	PCT.	OFF	DEF	TOT	AVG.	AST	TO	PF	BLK	STL	PTS	AVG.		
Gervin	84	3113	767-1600	.479	17-55	.309	380-458	.830	247	450	697	8.3	207	249	295	138	131	1965	23.4
Jones	83	3097	636-1430	.445	13-50	.260	287-374	.767	247	398	645	7.8	270	210	297	32	88	1598	19.3
Silas	82	3105	578-1134	.510	0-2	.000	430-486	.885	73	237	310	3.8	398	230	232	17	111	1586	19.3
Freeman	77	2381	453-1007	.450	0-5	.000	289-352	.821	107	77	184	2.4	202	131	169	15	65	1195	15.5
Nater	78	2713	495-913	.542	0-1	.000	185-246	.752	369	910	1279	16.4	97	185	240	87	43	1175	15.1
Karl	82	1629	257-511	.503	4-23	.174	137-177	.774	47	108	155	1.9	334	158	207	7	96	663	8.1
Dietrick	82	1724	220-440	.500	2-4	.500	76-99	.768	191	333	524	6.4	168	117	266	55	82	522	6.4
Warren	71	992	125-258	.484	2-7	.286	77-91	.846	42	70	112	1.6	91	68	109	9	35	333	4.7
Terry	79	1186	145-305	.475	3-8	.375	39-53	.736	77	140	217	2.8	69	37	146	3	37	338	4.3
Franklin	24	179	32-84	.381	0-1	.000	15-23	.652	39	43	82	3.4	10	18	37	2	3	79	3.3
Love	12	64	13-30	.433	0-0	.000	3-4	.750	6	18	24	2.0	9	6	16	4	0	29	2.4
Temple	24	102	17-40	.425	0-1	.000	8-10	.800	14	17	31	1.3	15	12	29	4	4	42	1.8
<b>SPURS</b>	<b>84</b>		<b>3738-7752</b>	<b>.482</b>	<b>41-157</b>	<b>.261</b>	<b>1926-2373</b>	<b>.812</b>	<b>1459</b>	<b>2801</b>	<b>4260</b>	<b>50.7</b>	<b>1870</b>	<b>1421</b>	<b>2043</b>	<b>373</b>	<b>695</b>	<b>9525</b>	<b>113.4</b>
<b>OPPONENTS</b>	<b>84</b>		<b>3619-7513</b>	<b>.482</b>	<b>112-396</b>	<b>.283</b>	<b>1599-2129</b>	<b>.751</b>	<b>1316</b>	<b>2570</b>	<b>3886</b>	<b>46.3</b>	<b>2082</b>	<b>1392</b>	<b>2157</b>	<b>447</b>	<b>698</b>	<b>9173</b>	<b>109.2</b>

# 1975-76 RECAP



James Silas

## RECORD

50-34 (30-12 home: 20-22 road)  
Third in ABA

## HONORS

James Silas, All-ABA First Team  
George Gervin, All-ABA Second Team  
George Gervin, ABA All-Star  
Larry Kenon, ABA All-Star  
Billy Paultz, ABA All-Star  
James Silas, ABA All-Star

## PLAYOFFS

Lost to New York, First Round, 4-3

## SPURS LEADERS

Scoring: James Silas 23.8 ppg  
Rebounding: Larry Kenon 11.0 rpg  
Assists: James Silas 5.4 apg

Head Coach: Bob Bass  
Assistant: Rudy Davalos

## 1975-76 SEASON NOTES

- The Spurs made a pair of big moves prior to the start of the season ... on 6/3/75 the Spurs sent Swen Nater to the New York Nets for Larry Kenon ... in a related move on the same day the Spurs obtained Mike Gale from the Nets for cash ... then on 9/8/75 the Spurs sent Chuck Terry, Rich Jones, Bobby Warren and Kim Hughes to the Nets in exchange for Billy Paultz ... the moves paid off as both Kenon and Paultz were ABA All-Stars during the 1975-76 campaign.
- James Silas – the Spurs leading scorer and playmaker during the season – broke his right ankle in the first game of their playoff series with the Nets ... the injury put a damper on a great season for Silas ... he was the first Spur ever named to the All-ABA First Team ... he finished the season ranked sixth in the ABA in scoring, fourth in FG percentage, fourth in FT percentage, fifth in assists and ninth in steals.
- The Spurs ranked second in the ABA in attendance, averaging 8,003 fans per game ... the highlight was a then-record crowd of 11,717 who watched a 112-109 loss to the Nets on 11/15/75.
- As a team the Spurs shot an incredible .815 (1,905-2,337) from the free throw line during the 1975-76 season ... five Spurs shot .800 or better from the line ... James Silas led the way with a .872 mark, George Gervin shot .862, Allan Bristow had a .848 mark, Coby Dietrick was .829 and Mike Gale shot an even .800.

## 1975-76 SPURS FINAL STATISTICS (50-34)


PLAYER	G	MIN	2-POINT			3-POINT			REBOUNDING				SCORING						
			FGM-FGA	PCT.	FGM-FGAPCT.	FTM-FTAPCT.	OFF	DEF	TOT	AVG.	AST	TO	PF	BLK	STL	PTS	AVG.		
Silas	84	3112	718-1381	.520	0-2	.000	564-647	.872	111	224	335	4.0	452	254	264	155	24	2000	23.8
Gervin	81	2748	692-1357	.510	14-39	.359	342-397	.862	179	367	546	6.7	201	217	283	110	119	1768	21.8
Kenon	81	2920	646-1343	.481	0-1	.000	221-283	.781	287	602	889	11.0	151	243	173	89	43	1513	18.7
Paultz	83	2958	566-1122	.505	0-1	.000	238-322	.739	210	652	862	10.4	340	231	231	61	253	1370	16.5
Olberding	70	1601	233-462	.504	0-0	.000	161-204	.789	149	276	425	6.1	124	114	197	40	30	627	9.0
Bristow	47	882	125-270	.463	0-1	.000	78-92	.848	68	106	174	3.7	120	63	81	24	2	328	7.0
Gale	78	1776	227-495	.459	3-17	.177	64-80	.800	48	159	207	2.7	246	143	145	124	40	527	6.8
Dietrick	81	1467	199-396	.503	1-7	.143	68-82	.829	109	240	349	4.3	160	112	257	67	43	469	5.8
Karl	75	1200	150-326	.460	0-9	.000	81-106	.764	13	53	66	0.9	250	108	149	60	3	381	5.1
Ward	61	688	148-310	.477	6-23	.261	16-27	.593	45	95	140	2.3	35	45	99	16	10	330	5.4
Owens	39	538	90-182	.495	0-0	.000	46-60	.767	54	101	155	4.0	41	29	97	3	13	226	5.8
Others	42	349	67-173	.387	2-13	.154	26-37	.703	32	44	76	1.8	29	17	58	9	3	166	4.0
<b>SPURS</b>	<b>84</b>		<b>3861-7817</b>	<b>.494</b>	<b>26-113</b>	<b>.230</b>	<b>1905-2337</b>	<b>.815</b>	<b>1305</b>	<b>2919</b>	<b>4224</b>	<b>50.3</b>	<b>2149</b>	<b>1576</b>	<b>2034</b>	<b>758</b>	<b>583</b>	<b>9705</b>	<b>115.5</b>
<b>OPPONENTS</b>	<b>84</b>		<b>3638-7701</b>	<b>.472</b>	<b>122-420</b>	<b>.291</b>	<b>1720-2254</b>	<b>.763</b>	<b>1313</b>	<b>2525</b>	<b>3838</b>	<b>45.7</b>	<b>2029</b>	<b>1475</b>	<b>2120</b>	<b>827</b>	<b>457</b>	<b>9362</b>	<b>111.5</b>



YEAR-BY-YEAR  
RECAPS



# 1976-77 RECAP



Larry Kenon

## RECORD

44-38 (31-10 home: 13-28 road)  
Third in Central Division

## HONORS

George Gervin, All-NBA Second Team  
George Gervin, NBA All-Star

## PLAYOFFS

Lost to Boston, First Round, 2-0

## SPURS LEADERS

Scoring: George Gervin 23.1 ppg  
Rebounding: Larry Kenon 11.3 rpg  
Assists: Mike Gale 5.8 apg

Head Coach: Doug Moe

Assistant: Bob Bass

## 1976-77 SEASON NOTES

- On June 17, 1976, the Spurs were officially accepted into the NBA along with three other ABA franchises – Denver, Indiana and the New York Nets.
- New Head Coach Doug Moe, and the rest of the Spurs, were forced to start their first NBA season without James Silas, who injured his knee in the preseason ... Silas returned later in the season but appeared in just 22 games due to the injury.
- The Spurs played their first NBA game on 10/22 in Philadelphia ... a crowd of 17,196 Sixers fans were on hand to witness the Spurs claim a 121-118 win ... Billy Paultz led the Spurs with 27 points ... also making his NBA debut that evening was Dr. J.
- The Spurs finished as the top-scoring team in the NBA, averaging 115.0 points per game ... George Gervin and Larry Kenon led the Spurs high-speed attack ... Gervin finished ninth in the NBA in scoring, averaging 23.1 ppg, and fourth in FG percentage, with a .544 mark, while Kenon was 12th in scoring, with 21.9 ppg, and 10th in rebounding, grabbing 11.3 rebounds per contest.

## 1976-77 SPURS FINAL STATISTICS (44-38)


PLAYER	G	MIN	FGM-FGA	PCT.	FTM-FTA	PCT.	REBOUNDING				SCORING					
							OFF	DEF	TOT	AVG.	AST	PF-DQ	STL	BLK	PTS	AVG.
Gervin	82	2705	726-1335	.544	443-532	.833	134	320	454	5.5	238	286-12	105	104	1895	23.1
Kenon	78	2936	706-1435	.492	293-356	.823	282	597	879	11.3	229	190-0	167	60	1705	21.9
Paultz	82	2694	521-1102	.473	238-320	.744	192	495	687	8.4	223	262-5	55	173	1280	15.6
Bristow	82	2017	365-747	.489	206-258	.798	119	229	348	4.2	240	195-1	89	2	936	11.4
Olberding	82	1949	301-598	.503	251-316	.794	162	287	449	5.5	119	277-6	59	29	853	10.4
Gale	82	2598	353-754	.468	137-167	.820	54	219	273	3.3	473	224-3	191	50	843	10.3
Silas	22	356	61-142	.430	87-107	.813	7	25	32	1.5	50	36-0	13	3	209	9.5
Calvin	35	606	93-237	.392	123-146	.842	11	20	31	0.9	104	58-0	23	1	309	8.8
Dietrick	82	1772	285-620	.460	119-166	.717	111	261	372	4.5	148	267-8	88	57	689	8.4
Dampier	80	1634	233-507	.460	64-86	.744	22	54	76	1.0	234	93-0	49	15	530	6.6
Nelson	4	57	7-14	.500	4-7	.571	2	5	7	1.8	3	9-0	2	0	18	4.5
Ward	27	171	34-90	.378	15-17	.882	10	23	33	1.2	6	30-0	6	5	83	3.1
Karl	29	251	25-73	.342	29-42	.690	4	13	17	0.6	46	36-0	10	0	79	2.7
D'Antoni	2	9	1-3	.333	1-2	.500	0	2	2	1.0	2	3-0	0	0	3	1.5
<b>SPURS</b>	<b>82</b>		<b>3711-7657</b>	<b>.485</b>	<b>2010-2522</b>	<b>.797</b>	<b>1110</b>	<b>2550</b>	<b>3660</b>	<b>44.6</b>	<b>2115</b>	<b>1966-35</b>	<b>857</b>	<b>499</b>	<b>9432</b>	<b>115.0</b>
<b>OPPONENTS</b>	<b>82</b>		<b>3955-8075</b>	<b>.490</b>	<b>1512-2059</b>	<b>.734</b>	<b>1329</b>	<b>2687</b>	<b>4016</b>	<b>49.0</b>	<b>2159</b>	<b>2189-40</b>	<b>811</b>	<b>420</b>	<b>9382</b>	<b>114.4</b>

# 1976-77 GAME-BY-GAME

## 44-38 (THIRD IN CENTRAL DIVISION)

DATE	OPPONENT	W-L	SCORE	REC.	ATT.	HI-SCORER	HI-REBOUNDER
<b>OCTOBER RECORD:</b>							
		<b>2-4 (HOME: 1-1, ROAD: 1-3)</b>					
10-22	@ Philadelphia	W	121-118	1-0	17,196	27-Paultz	9-Kenon
10-23	@ NY Knicks	L	98-117	1-1	13,512	20-Gervin	9-Paultz
10-26	@ Atlanta	L	114-122	1-2	4,575	23-Paultz	11-Paultz
10-27	PHOENIX	W	115-106	2-1	8,919	41-Kenon	12-Kenon
10-29	@ Kansas City	L	102-130	2-3	8,832	18-Gervin	12-Kenon
10-30	BOSTON	L	117-126	2-4	12,594	37-Gervin	11-Paultz
<b>NOVEMBER RECORD:</b>							
		<b>9-5 (HOME: 8-0, ROAD: 1-5)</b>					
11-3	@ Indiana	L	97-113	2-5	7,332	19-Gervin	11-Paultz
11-5	@ New Orleans	L	119-127	2-6	10,182	22-Paultz/Kenon	10-Kenon
11-6	INDIANA	W	113-94	3-6	6,532	27-Gervin	14-Paultz
11-9	SEATTLE	W	138-114	4-6	6,391	24-Kenon	8-Gervin
11-11	NY NETS	W	108-104	5-6	6,043	30-Gervin	10-Kenon
11-13	PORTLAND	W	113-101	6-6	9,113	32-Gervin	10-Bristow
11-16	BUFFALO	W	114-112	7-6	6,945	25-Kenon	14-Kenon
11-18	KANSAS CITY	W	129-104	8-6	7,776	25-Paultz	14-Kenon
11-20	@ Washington	L	103-109	8-7	12,640	33-Gervin	14-Kenon
11-23	@ Buffalo	W	122-115	9-7	8,178	34-Gervin	10-Paultz/Gervin
11-24	@ NY Nets	L	91-99	9-8	6,583	16-Kenon	12-Kenon
11-26	GOLDEN ST.	W	123-121	10-8	12,306	29-Kenon	15-Kenon/Paultz
11-27	@ Houston	L	116-125	10-9	8,126	30-Gervin	11-Dietrick
11-30	DETROIT	W	130-129	11-9	8,159	28-Kenon/Gervin	19-Kenon
<b>DECEMBER RECORD:</b>							
		<b>7-7 (HOME: 6-2, ROAD: 1-5)</b>					
12-2	@ Golden St.	L	116-124	11-10	10,649	26-Kenon	13-Paultz
12-3	@ Los Angeles	L	105-114	11-11	10,297	22-Kenon	18-Kenon
12-5	@ Phoenix	L	98-102 (OT)	11-12	8,235	20-Kenon	19-Kenon
12-8	ATLANTA	L	106-117	11-13	8,593	25-Bristow	6-Olberding/Gervin
12-10	@ Milwaukee	W	136-120	12-13	10,526	23-Kenon	12-Kenon
12-11	NEW ORLEANS	W	121-106	13-13	8,857	30-Gervin	10-Olberding
12-14	NY KNICKS	W	111-98	14-13	8,687	28-Kenon/Paultz	10-Bristow/Dietrick
12-15	@ Indiana	L	102-116	14-14	6,404	22-Bristow/Paultz	12-Olberding
12-17	@ Chicago	L	101-103	14-15	7,148	22-Kenon	12-Kenon
12-18	@ Cleveland	L	105-106	14-16	10,056	24-Gervin	15-Kenon
12-21	GOLDEN ST.	W	123-120	15-16	9,264	27-Gervin	11-Paultz
12-23	WASHINGTON	W	118-116	16-16	8,491	26-Kenon	10-Kenon/Paultz
12-26	KANSAS CITY	W	110-105	17-16	5,342	29-Kenon	15-Kenon
12-29	PHILADELPHIA	W	127-116	18-16	12,367	29-Gervin	15-Kenon
<b>JANUARY RECORD:</b>							
		<b>7-7 (HOME: 6-2, ROAD: 1-5)</b>					
1-2	@ Denver	L	120-145	18-17	16,924	31-Gervin	15-Kenon
1-3	BUFFALO	W	142-109	19-17	6,527	24-Gervin	11-Kenon
1-5	DENVER	W	137-133	20-17	11,237	30-Gervin	10-Paultz/Gervin
1-7	@ Seattle	L	124-131	20-18	12,176	27-Gervin	15-Kenon
1-9	@ Portland	L	113-150	20-19	11,751	22-Gervin	10-Kenon
1-12	MILWAUKEE	L	121-127	20-20	10,096	26-Gervin	19-Paultz
1-14	LOS ANGELES	L	106-109	20-21	11,246	27-Gervin	15-Kenon
1-16	INDIANA	W	122-115	21-21	8,435	32-Kenon	13-Olberding
1-19	CHICAGO	W	115-107	22-21	7,568	36-Kenon	12-Kenon
1-21	@ Boston	L	90-103	22-22	13,065	22-Olberding	10-Kenon
1-23	PORTLAND	W	123-118	23-22	10,041	41-Gervin	7-Kenon
1-25	@ Phoenix	W	116-108	24-22	10,814	38-Kenon	21-Kenon
1-27	@ Portland	L	104-112	24-23	12,524	20-Kenon	12-Kenon
1-30	SEATTLE	W	126-118 (OT)	25-23	14,098	42-Gervin	9-Bristow/Kenon
<b>FEBRUARY RECORD:</b>							
		<b>8-5 (HOME: 5-3, ROAD: 3-2)</b>					
2-1	CLEVELAND	W	92-87	26-23	9,179	32-Gervin	14-Kenon
2-3	CHICAGO	L	98-107	26-24	7,839	33-Kenon	17-Kenon
2-6	NY KNICKS	W	119-96	27-24	10,411	24-Kenon	13-Paultz
2-8	@ Chicago	L	89-111	27-25	5,193	22-Paultz	9-Paultz/Gervin
2-9	@ Detroit	W	135-129	28-25	9,142	29-Kenon	12-Paultz
2-11	@ Houston	W	117-104	29-25	8,411	29-Gervin	8-Kenon/Paultz
2-15	SEATTLE	W	109-106 (OT)	30-25	7,781	33-Gervin	18-Kenon
2-17	HOUSTON	L	99-113	30-26	9,478	20-Gervin	7-Gervin
2-20	NEW ORLEANS	W	129-109	31-26	8,469	24-Dietrick	12-Dietrick
2-22	LOS ANGELES	W	135-103	32-26	10,966	25-Gervin	9-Olberding/Dietrick
2-24	MILWAUKEE	L	121-131	32-27	9,116	31-Gervin	11-Dietrick
2-26	@ Atlanta	L	111-119	32-28	5,210	26-Gervin	11-Olberding/Dietrick
2-27	@ New Orleans	W	135-118	33-28	8,320	31-Paultz	14-Paultz
<b>MARCH RECORD:</b>							
		<b>10-6 (HOME: 6-2, ROAD: 4-4)</b>					
3-1	@ NY Knicks	W	132-127	34-28	13,050	30-Kenon	10-Paultz
3-4	@ NY Nets	W	135-121	35-28	5,776	39-Kenon	10-Kenon
3-5	@ Buffalo	W	120-109	36-28	6,950	24-Paultz	12-Kenon
3-8	PHOENIX	W	122-115	37-28	10,211	29-Kenon/Gervin	11-Paultz
3-10	CLEVELAND	W	106-100	38-28	9,088	26-Paultz	14-Paultz
3-13	DETROIT	L	97-102	38-29	9,793	27-Gervin	14-Paultz
3-16	NY NETS	W	118-108	39-29	7,391	22-Olberding	13-Olberding
3-19	@ Cleveland	L	89-94	39-30	16,257	28-Kenon	13-Paultz
3-20	@ Washington	L	116-135	39-31	12,916	26-Gervin	10-Paultz
3-22	BOSTON	L	104-108	39-32	11,246	24-Kenon	18-Kenon
3-23	@ Denver	W	122-120	40-32	18,044	38-Gervin	17-Kenon
3-24	HOUSTON	W	118-112	41-32	10,434	28-Paultz	17-Kenon
3-25	@ Philadelphia	L	110-113	41-33	14,753	26-Kenon	14-Kenon
3-27	KANSAS CITY	W	139-129	42-33	8,549	43-Kenon	20-Kenon
3-29	WASHINGTON	W	122-116	43-33	10,391	31-Gervin	10-Kenon/Olberding
3-31	@ Golden St.	L	116-125	43-34	12,293	28-Gervin	12-Dietrick
<b>APRIL RECORD:</b>							
		<b>1-4 (HOME: 1-1, ROAD: 0-3)</b>					
4-1	@ Los Angeles	L	102-107	43-35	12,064	26-Kenon	13-Kenon
4-3	ATLANTA	L	103-111	43-36	8,561	28-Kenon	9-Kenon
4-6	PHILADELPHIA	W	131-109	44-36	11,246	31-Kenon	14-Kenon
4-9	@ Boston (in Hart)	L	105-120	44-37	10,859	20-Kenon	12-Kenon/Paultz
4-10	@ Milwaukee	L	125-133	44-38	7,689	31-Gervin	8-Kenon

# 1977-78 RECAP



Allan Bristow

## RECORD

52-30 (32-9 home; 20-21 road)  
First in Central Division

## HONORS

George Gervin, NBA Scoring Title  
George Gervin, All-NBA First Team  
George Gervin, NBA All-Star  
Larry Kenon, NBA All-Star  
Angelo Drossos, NBA Executive of the Year

## PLAYOFFS

Lost to Washington,  
Eastern Conference Finals, 4-2

## SPURS LEADERS

Scoring: George Gervin 27.2 ppg  
Rebounding: Larry Kenon 9.5 rpg  
Assists: Mike Gale 5.4 apg  
Head Coach: Doug Moe  
Assistant: Bob Bass

## 1977-78 SEASON NOTES

- During the summer of 1977, the roof at the HemisFair Arena was raised to accommodate 6,000 new seats.
- The Spurs got off to a slow start as injuries sidelined James Silas (knee), George Karl (knee) and Mike Gale (ankle) ... after starting 16-14 the Spurs got hot at midseason to claim their first NBA Division Title ... at one point, the Spurs posted 18 wins in a 22-game period.
- Both George Gervin and Larry Kenon were named starters in the 1978 NBA All-Star Game which was played in Atlanta on 2/5.
- George Gervin turned in one of the greatest single game performances in franchise history on 4/9 in New Orleans ... going into the final day of the season Gervin and David Thompson were battling for the NBA Scoring Title ... Thompson had played earlier in the day and appeared to claim the title as he poured in 73 points ... but Gervin wasn't ready to concede the title ... by halftime of the Spurs-Jazz game, Ice had 53 points - thanks to 33 points in the second quarter, which still stands as the most points ever scored in a single quarter ... the Spurs lost the game 153-132 but Gervin finished with 63 points and claimed his first of four NBA Scoring Titles.

## 1977-78 SPURS FINAL STATISTICS (52-30)


PLAYER	G	MIN	FGM-FGA PCT.			REBOUNDING				AST				SCORING			
			FGM-FGA	PCT.	FTM-FTA	PCT.	OFF	DEF	TOT	AVG.	AST	PF-DQ	STL	TO	BLK	PTS	AVG.
Gervin	82	2857	864-1611	.536	504-607	.830	118	302	420	5.1	302	255-3	136	306	110	2232	27.2
Kenon	81	2869	698-1426	.489	276-323	.854	245	528	773	9.5	268	209-2	115	279	24	1672	20.6
Paultz	80	2479	518-979	.529	230-306	.752	172	503	675	8.4	213	222-3	42	167	194	1266	15.8
Gale	70	2091	275-581	.473	87-100	.870	57	166	223	3.2	376	170-2	159	176	25	637	9.1
Dampier	82	2037	336-660	.509	76-101	.752	24	98	122	1.5	285	84-0	87	95	13	748	9.1
Olberding	79	1773	231-480	.481	184-227	.811	104	269	373	4.7	131	235-1	45	118	26	646	8.2
Bristow	82	1481	257-538	.478	152-208	.731	99	158	257	3.1	194	150-0	69	146	4	666	8.1
Green	63	1132	195-427	.457	86-111	.775	108	196	304	4.8	66	167-1	24	83	87	476	7.6
Dietrick	79	1876	250-543	.460	89-114	.781	73	285	358	4.5	217	231-4	81	144	55	589	7.5
Eakins	16	251	30-52	.577	29-34	.853	17	29	46	2.9	17	46-0	3	24	10	89	5.6
Layton	41	498	85-168	.506	12-13	.923	4	28	32	0.8	108	51-0	21	59	4	182	4.4
Silas	37	311	43-97	.443	60-73	.822	4	19	23	0.6	38	29-0	11	30	1	146	3.9
Sims	12	95	10-26	.385	10-15	.667	5	8	13	1.1	20	16-0	3	19	0	30	2.5
Karl	4	30	2-6	.333	2-2	1.000	0	5	5	1.2	5	6-0	1	4	0	6	1.5
SPURS	82		3794-7594	.500	1797-2234	.804	1030	2594	3624	44.2	2240	1871-16	797	1650	553	9385	114.5
OPPONENTS	82		3808-8063	.472	1494-1996	.748	1345	2576	3921	47.8	2145	2059-25	837	1662	379	9110	111.1

# 1977-78 GAME-BY-GAME

## 52-30 (FIRST IN CENTRAL DIVISION)

DATE	OPPONENT	W-L	SCORE	REC.	ATT.	HI-SCORER	HI-REBOUNDER
<b>OCTOBER RECORD: 4-3 (HOME: 2-0, ROAD: 2-3)</b>							
10-19	BOSTON	W	114-109	1-0	10,466	39-Gervin	9-Kenon/Paultz
10-21	@ Golden St.	L	117-122	1-1	9,164	27-Paultz	11-Kenon/Olberding
10-22	@ Portland	L	115-130	1-2	12,666	26-Gervin	13-Kenon
10-23	@ Seattle	W	112-94	2-2	10,422	28-Kenon	18-Kenon
10-25	@ Los Angeles	L	107-109	2-3	9,756	28-Gervin	9-Kenon/Dietrick
10-29	LOS ANGELES	W	129-118	3-3	9,643	36-Kenon	14-Kenon
10-31	@ Phoenix	W	145-143	4-3	10,030	36-Gervin	15-Kenon
<b>NOVEMBER RECORD: 8-7 (HOME: 5-3, ROAD: 3-4)</b>							
11-1	GOLDEN ST.	W	97-108	4-4	8,761	22-Gervin	12-Kenon
11-3	PHOENIX	L	89-110	4-5	8,294	17-Gervin	14-Paultz
11-5	@ Buffalo	W	111-101	5-5	7,009	29-Gervin	12-Paultz
11-8	@ New York	L	117-123	5-6	13,474	35-Gervin	14-Kenon
11-9	@ Boston	W	129-114	6-6	11,268	27-Kenon	8-Kenon
11-11	@ Detroit	W	107-104	7-6	8,560	33-Gervin	6-Olberding/Bristow
11-12	ATLANTA	W	116-99	8-6	8,790	25-Kenon	8-Paultz
11-15	KANSAS CITY	W	113-107	9-6	8,251	23-Kenon	9-Kenon
11-17	BUFFALO	W	111-108	10-6	8,633	30-Kenon	13-Kenon
11-18	@ Denver	L	94-105	10-7	15,847	22-Gervin	12-Olberding
11-20	@ Phoenix	L	112-134	10-8	9,677	23-Gervin	11-Gervin
11-23	NEW JERSEY	W	132-119	11-8	8,690	35-Gervin	12-Kenon
11-26	MILWAUKEE	W	129-107	12-8	9,078	26-Gervin	12-Kenon/Paultz
11-29	PHILADELPHIA	L	117-129	12-9	10,001	25-Gervin	11-Kenon/Paultz
11-30	@ Washington	L	105-116	12-10	7,092	20-Gervin	13-Kenon
<b>DECEMBER RECORD: 7-6 (HOME: 5-2, ROAD: 2-4)</b>							
12-1	NEW YORK	W	120-116	13-10	8,112	29-Gervin	13-Kenon
12-3	NEW ORLEANS	W	133-118	14-10	9,411	25-Gervin	12-Kenon
12-7	@ New Jersey	W	125-122	15-10	2,637	38-Gervin	13-Kenon
12-9	@ Philadelphia	L	116-120	15-11	17,126	25-Kenon	11-Kenon
12-10	@ Chicago	L	119-121	15-12	15,483	30-Kenon	9-Kenon
12-14	CHICAGO	W	116-108	16-12	8,447	24-Gervin	9-Olberding
12-16	@ Atlanta	L	99-115	16-13	4,097	24-Paultz	9-Paultz
12-20	DETROIT	L	117-118	16-14	8,107	32-Gervin	7-Paultz
12-21	@ Milwaukee	L	92-116	16-15	9,569	16-Gervin/Kenon	12-Kenon
12-23	HOUSTON	W	107-101	17-15	9,155	25-Gervin	9-Kenon
12-25	@ New Orleans	W	115-105	18-15	10,367	31-Gervin	10-Paultz
12-27	INDIANA	L	89-96	18-16	9,331	25-Gervin	10-Paultz/Gervin
12-30	CLEVELAND	W	122-101	19-16	9,189	29-Gervin	12-Paultz
<b>JANUARY RECORD: 11-2 (HOME: 6-1, ROAD: 5-1)</b>							
1-4	DENVER	L	114-119	19-17	9,606	36-Gervin	7-Kenon
1-6	@ New Jersey	W	110-105	20-17	4,126	25-Gervin	10-Paultz
1-7	@ Cleveland	W	109-107 (OT)	21-17	13,720	30-Kenon	13-Kenon
1-11	MILWAUKEE	W	130-106	22-17	8,967	24-Kenon	13-Kenon/Green
1-13	@ Atlanta	W	98-92	23-17	6,360	37-Gervin	21-Kenon
1-14	@ Houston	L	93-104	23-18	11,163	25-Gervin	12-Kenon
1-17	SEATTLE	W	119-113	24-18	8,677	36-Gervin	14-Paultz
1-18	@ Indiana	W	109-96	25-18	9,873	23-Gervin	13-Paultz
1-20	INDIANA	W	112-82	26-18	9,803	19-Bristow	7-Olberding/Green
1-22	PORTLAND	W	106-95	27-18	11,489	24-Gervin	12-Paultz
1-25	BOSTON	W	113-103	28-18	10,381	37-Gervin	17-Kenon
1-29	@ Kansas City	W	127-113	29-18	8,227	42-Gervin	9-Kenon/Paultz
1-31	WASHINGTON	W	129-109	30-18	9,000	33-Gervin	12-Kenon
<b>FEBRUARY RECORD: 7-5 (HOME: 5-1, ROAD: 2-4)</b>							
2-2	NEW YORK	W	123-113	31-18	7,999	42-Gervin	8-Paultz
2-3	@ Chicago	W	107-110	31-19	14,119	37-Gervin	9-Paultz
2-9	HOUSTON	W	104-94	32-19	7,999	29-Paultz	12-Kenon
2-10	@ Houston	W	125-114	33-19	11,119	35-Gervin	7-Paultz/Gervin
2-11	@ Golden State	W	131-122 (OT)	34-19	13,237	37-Gervin	14-Paultz
2-14	@ Los Angeles	L	114-128	34-20	13,254	29-Gervin	11-Kenon
2-17	@ Philadelphia	L	116-125	34-21	18,276	30-Gervin	12-Paultz
2-18	CHICAGO	W	124-103	35-21	9,000	37-Gervin	12-Paultz/Kenon
2-21	PORTLAND	L	114-118 (OT)	35-22	9,100	22-Paultz	10-Paultz
2-23	ATLANTA	W	118-105	36-22	9,000	23-Gervin	8-Paultz/Gervin/Green
2-25	CLEVELAND	W	112-108	37-22	9,100	36-Gervin	12-Kenon
2-28	@ New York	L	123-138	37-23	12,938	27-Paultz	13-Green
<b>MARCH RECORD: 12-5 (HOME: 6-2, ROAD: 6-3)</b>							
3-1	@ Washington	L	110-125	37-24	8,425	34-Gervin	11-Paultz
3-2	BUFFALO	W	128-107	38-24	8,297	27-Gervin	8-Kenon/Green
3-5	NEW ORLEANS	W	98-97	39-24	9,081	28-Kenon	11-Paultz
3-7	NEW JERSEY	W	129-98	40-24	9,011	27-Kenon	10-Dietrick/Kenon
3-8	SEATTLE	L	94-95	40-25	9,113	41-Gervin	13-Kenon
3-11	WASHINGTON	W	116-101	41-25	9,465	33-Gervin	15-Kenon
3-14	@ Buffalo	L	115-123	41-26	5,029	33-Gervin	10-Paultz
3-15	@ Detroit	W	135-106	42-26	6,206	28-Gervin	9-Gervin
3-17	@ Portland	W	118-99	43-26	12,666	26-Kenon	10-Kenon
3-19	@ Seattle	L	98-116	43-27	14,098	18-Paultz/Gervin	9-Paultz
3-21	LOS ANGELES	W	109-105	44-27	9,712	20-Paultz	13-Paultz
3-23	DENVER	W	123-106	45-27	9,334	29-Kenon	11-Paultz
3-25	@ Kansas City	W	132-130	46-27	6,954	40-Gervin	7-Kenon/Paultz
3-28	GOLDEN ST.	L	94-108	46-28	9,363	24-Kenon	13-Dietrick
3-29	@ Indiana	W	106-91	47-28	10,548	20-Paultz/Gervin	13-Gervin
3-30	@ Cleveland	W	99-95	48-28	14,976	28-Gervin	15-Paultz
3-31	@ Boston	W	120-117	49-28	13,584	32-Kenon	10-Kenon
<b>APRIL RECORD: 3-2 (HOME: 3-1, ROAD: 0-1)</b>							
4-2	PHILADELPHIA	W	111-107	50-28	9,505	20-Kenon/Gervin	14-Kenon
4-4	PHOENIX	W	125-119	51-28	9,112	29-Kenon	14-Kenon
4-6	KANSAS CITY	W	123-116	52-28	9,234	25-Kenon	10-Kenon/Green
4-7	KANSAS CITY	L	102-108	52-29	10,938	22-Gervin	9-Green
4-9	@ New Orleans	L	132-153	52-30	8,336	63-Gervin	8-Paultz

# 1978-79 RECAP



Mike Gale

## RECORD

48-34 (29-12 home: 19-22 road)  
First in Central Division

## HONORS

George Gervin, NBA Scoring Title  
George Gervin, All-NBA First Team  
George Gervin, NBA All-Star  
Larry Kenon, NBA All-Star

## PLAYOFFS

Defeated Philadelphia,  
Eastern Conference Semifinals, 4-3  
Lost to Washington,  
Eastern Conference Finals, 4-3

## SPURS LEADERS

Scoring: George Gervin 29.6 ppg  
Rebounding: Larry Kenon 9.8 rpg  
Assists: Mike Gale 4.6 apg

Head Coach: Doug Moe  
Assistant: Bob Bass

## 1978-79 SEASON NOTES

- Point guard James Silas returned to the starting lineup after missing the majority of the previous two seasons due to a knee injury.
- The Spurs started the season with a bang, beating Milwaukee 153-111 in their home opener on 10/14.
- The Spurs beat the Cavaliers 117-101 on the final game of the season to edge out Houston to claim their second consecutive Central Division Title.
- George Gervin led the NBA in scoring for the second straight season, becoming the first guard ever to capture the NBA Scoring Title in back-to-back seasons.
- After beating the Sixers in the Eastern Conference Semifinals, the Spurs and Bullets matched-up in a memorable seven-game series in the Conference Finals ... the Spurs jumped out to a 3-1 series lead ... but Washington then won three straight games to claim the series 4-3.

## 1978-79 SPURS FINAL STATISTICS (48-34)

PLAYER	G	MIN	FGM-FGA		FTM-FTA		REBOUNDING				AST			SCORING			
			PCT.	PCT.	PCT.	PCT.	OFF	DEF	TOT	AVG.	PF-DQ	STL	TO	BLK	PTS	AVG.	
Gervin	80	2888	947-1749	.541	471-570	.826	142	258	400	5.0	219	275-5	137	286	91	2365	29.6
Kenon	81	2947	748-1484	.504	295-349	.845	260	530	790	9.8	335	192-1	154	300	19	1791	22.1
Silas	79	2171	466-922	.505	334-402	.831	35	148	183	2.3	273	215-1	76	199	20	1266	16.0
Paultz	79	2122	399-758	.526	114-194	.588	169	456	625	7.9	178	204-4	35	157	125	912	11.5
Olberding	80	1885	261-551	.474	233-290	.803	96	333	429	5.4	211	282-2	53	163	18	755	9.4
Gale	82	2121	284-612	.464	91-108	.843	40	146	186	2.3	374	192-1	152	153	40	659	8.0
Green	76	1641	235-477	.493	101-144	.701	131	223	354	4.7	116	230-3	37	89	122	571	7.5
Dietrick	76	1487	209-400	.523	79-99	.798	88	227	315	4.1	198	206-7	72	92	38	497	6.5
Bristow	74	1324	174-354	.492	124-149	.832	80	167	247	3.3	231	154-0	56	108	15	472	6.4
Sanders	22	263	50-127	.394	32-41	.780	13	46	59	2.7	35	44-1	14	32	3	132	6.0
Dampier	70	760	123-251	.490	29-39	.744	15	48	63	0.9	124	42-0	35	39	8	275	3.9
Mosley	26	221	31-75	.413	23-38	.605	27	37	64	2.5	19	35-0	8	20	10	85	3.3
SPURS	82		3927-7760	.506	1926-2423	.795	1096	2619	3715	45.3	2313	2071-25	829	1652	509	9780	119.3
OPPONENTS	82		3798-7970	.477	1759-2343	.751	1297	2531	3828	46.7	2232	2168-41	788	1700	405	9355	114.1




# 1978-79 GAME-BY-GAME

## 48-34 (FIRST IN CENTRAL DIVISION)

DATE	OPPONENT	W-L	SCORE	REC.	ATT.	HI-SCORER	HI-REBOUNDER
<b>OCTOBER RECORD: 5-4 (HOME: 3-1, ROAD: 2-3)</b>							
10-13	@ Denver	L	117-118	0-1	14,009	38-Kenon	9-Kenon/Green
10-14	MILWAUKEE	W	153-111	1-1	11,897	37-Gervin	11-Sanders
10-17	@ Phoenix	W	110-107	2-1	8,755	39-Kenon	11-Kenon
10-18	@ San Diego	W	127-125	3-1	5,614	46-Gervin	9-Kenon
10-20	@ Seattle	L	117-133	3-2	20,172	37-Gervin	13-Paultz
10-22	@ Los Angeles	L	121-134	3-3	12,970	28-Kenon	12-Paultz
10-24	BOSTON	W	132-109	4-3	12,034	28-Gervin	5-Gervin/Sanders
10-28	DETROIT	W	150-126	5-3	10,767	43-Gervin	13-Kenon
10-31	GOLDEN STATE	L	138-139 (OT)	5-4	11,568	34-Gervin	9-Paultz
<b>NOVEMBER RECORD: 5-7 (HOME: 3-3, ROAD: 2-4)</b>							
11-1	@ Philadelphia	L	115-116	5-5	11,613	34-Gervin	8-Kenon
11-3	@ Boston	W	110-103	6-5	10,177	31-Gervin	10-Kenon
11-4	@ Washington	L	119-124	6-6	12,619	27-Gervin	11-Paultz
11-8	SAN DIEGO	W	163-125	7-6	11,358	38-Gervin	11-Paultz/Kenon
11-10	@ New Orleans	L	102-113	7-7	9,239	34-Gervin	10-Paultz
11-11	WASHINGTON	W	143-124	8-7	12,363	37-Kenon	17-Kenon
11-15	PHOENIX	L	119-125	8-8	10,489	28-Kenon	8-Kenon/Gervin
11-18	@ Houston	L	120-126	8-9	12,420	33-Kenon	16-Kenon
11-21	INDIANA	L	103-108	8-10	9,178	27-Kenon	15-Kenon
11-23	@ Milwaukee	W	116-114	9-10	10,938	34-Kenon	9-Kenon
11-25	NEW JERSEY	W	151-110	10-10	9,618	28-Gervin	12-Paultz
11-29	PHILADELPHIA	L	114-120 (OT)	10-11	12,368	35-Gervin	13-Paultz
<b>DECEMBER RECORD: 12-4 (HOME: 6-1, ROAD: 6-3)</b>							
12-2	DENVER	L	93-104	10-12	10,056	24-Kenon	9-Kenon
12-6	LOS ANGELES	W	112-111	11-12	10,186	37-Gervin	11-Oldberding
12-8	@ Golden State	W	123-105	12-12	12,254	36-Gervin	11-Paultz
12-10	@ Seattle	L	99-112	12-13	13,847	19-Gervin	14-Paultz
12-12	@ Denver	L	103-107	12-14	13,448	34-Gervin	9-Paultz
12-13	NEW YORK	W	139-109	13-14	10,166	36-Kenon	17-Kenon
12-15	@ Indiana	W	125-113	14-14	7,951	22-Kenon/Paultz	13-Paultz
12-16	GOLDEN STATE	W	104-96	15-14	9,291	35-Gervin	20-Kenon
12-19	@ Cleveland	W	113-106	16-14	6,246	28-Silas	10-Paultz
12-20	CHICAGO	W	131-102	17-14	9,511	29-Gervin	14-Kenon
12-22	@ Chicago	W	103-92	18-14	10,735	33-Gervin	18-Paultz
12-23	@ Detroit	W	130-126	19-14	10,287	34-Gervin	10-Kenon/Green
12-26	ATLANTA	W	124-111	20-14	13,761	37-Kenon	14-Kenon
12-27	@ Atlanta	L	107-115	20-15	8,192	26-Gervin	14-Kenon
12-28	MILWAUKEE	W	112-103	21-15	11,583	36-Gervin	12-Kenon/Green
12-30	@ Philadelphia	W	100-94	22-15	15,567	28-Gervin	14-Paultz
<b>JANUARY RECORD: 9-5 (HOME: 7-1, ROAD: 2-4)</b>							
1-3	NEW ORLEANS	W	123-97	23-15	11,474	35-Kenon	17-Kenon
1-5	@ New Jersey	W	110-104	24-15	5,041	34-Gervin	14-Kenon
1-6	@ New York	L	105-108	24-16	15,932	35-Kenon	12-Kenon
1-9	DETROIT	W	116-114	25-16	13,959	32-Gervin	9-Dietrick
1-11	SAN DIEGO	W	140-111	26-16	11,008	52-Gervin	9-Dietrick
1-13	CLEVELAND	W	117-103	27-16	13,597	29-Gervin	9-Oldberding
1-17	DENVER	W	119-101	28-16	15,219	30-Gervin	12-Kenon
1-19	@ Kansas City	L	113-115	28-17	12,334	11-Gervin	11-Kenon
1-20	PORTLAND	L	113-118	28-18	11,632	32-Gervin	10-Gervin
1-24	KANSAS CITY	W	124-95	29-18	11,903	20-Gervin	11-Kenon
1-26	SEATTLE	W	125-108	30-18	13,659	34-Gervin	12-Paultz
1-27	@ Atlanta	L	113-120	30-19	12,127	29-Kenon	15-Kenon
1-28	@ Indiana	L	110-123	30-20	8,962	31-Gervin	10-Kenon
1-30	@ Chicago	W	112-108 (OT)	31-20	7,589	30-Gervin/Silas	12-Paultz
<b>FEBRUARY RECORD: 7-5 (HOME: 5-1, ROAD: 2-4)</b>							
2-1	WASHINGTON	L	122-123	31-21	12,516	37-Gervin	13-Kenon
2-2	@ Phoenix	L	108-133	31-22	12,660	26-Silas	8-Paultz/Green/Mosley
2-6	@ Los Angeles	L	111-119 (OT)	31-23	11,225	31-Gervin	12-Gervin
2-7	@ San Diego	W	126-113	32-23	8,498	28-Gervin	12-Kenon
2-9	@ Portland	L	106-125	32-24	12,666	34-Gervin	9-Kenon/Green
2-11	@ Golden State	W	125-107	33-24	13,237	24-Silas	7-Oldberding
2-14	BOSTON	W	149-119	34-24	11,131	32-Gervin	6-Kenon/Paultz/Gervin
2-16	PORTLAND	W	121-120 (OT)	35-24	15,523	30-Kenon	9-Kenon
2-18	@ Detroit	L	104-124	35-25	7,396	32-Gervin	9-Kenon
2-20	SEATTLE	W	118-102	36-25	11,765	38-Gervin	15-Kenon
2-25	HOUSTON	W	127-107	37-25	14,685	32-Gervin	14-Kenon
2-28	NEW YORK	W	135-112	38-25	9,821	33-Gervin	12-Kenon
<b>MARCH RECORD: 6-8 (HOME: 3-5, ROAD: 3-3)</b>							
3-2	KANSAS CITY	W	129-125 (OT)	39-25	14,067	32-Kenon	11-Gervin
3-4	@ Washington	L	128-119	39-26	17,181	34-Gervin	12-Gervin
3-6	@ New Jersey	W	103-99	40-26	3,993	27-Gervin	8-Kenon/Paultz
3-10	@ New York	W	111-110	41-26	11,893	31-Silas	11-Kenon
3-14	LOS ANGELES	W	125-112	42-26	14,376	34-Gervin	12-Kenon
3-15	@ New Orleans	L	122-124	42-27	5,302	30-Silas	9-Bristow
3-16	PHOENIX	L	122-128	42-28	14,864	37-Gervin	8-Kenon/Paultz/Green
3-18	@ Milwaukee	L	127-147	42-29	10,938	23-Gervin	15-Kenon
3-20	PHILADELPHIA	L	120-124	42-30	12,541	26-Gervin	8-Paultz
3-21	@ Kansas City	W	123-116	43-30	11,313	24-Gervin	10-Oldberding
3-23	ATLANTA	L	108-115	43-31	13,471	25-Kenon	12-Kenon
3-25	INDIANA	W	113-121	44-32	9,938	27-Gervin	11-Kenon
3-28	NEW ORLEANS	L	122-94	44-32	9,537	24-Kenon	9-Paultz
3-30	HOUSTON	L	116-117	44-33	15,764	46-Gervin	14-Oldberding
<b>APRIL RECORD: 4-1 (HOME: 2-0, ROAD: 2-1)</b>							
4-1	@ Boston	W	112-110	45-33	11,714	34-Gervin	11-Paultz
4-3	@ Cleveland	W	116-112	46-33	7,608	46-Gervin	8-Paultz/Green
4-4	NEW JERSEY	W	110-103	47-33	10,508	30-Gervin	15-Paultz/Kenon
4-7	@ Houston	L	106-123	47-34	15,676	21-Silas	9-Oldberding
4-8	CLEVELAND	W	117-101	48-34	10,055	36-Kenon	8-Paultz/Kenon

# 1979-80 RECAP



Paul Griffin

## RECORD

41-41 (27-14 home: 14-27 road)  
Tied for second in Central Division

## HONORS

George Gervin, NBA Scoring Title  
George Gervin, All-NBA First Team  
George Gervin, NBA All-Star  
George Gervin, All-Star Game MVP

## PLAYOFFS

Lost to Houston, First Round, 2-1

## SPURS LEADERS

Scoring: George Gervin 33.1 ppg  
Rebounding: Larry Kenon 9.9 rpg  
Assists: James Silas 4.5 apg

Head Coach: Doug Moe/Bob Bass  
Assistant: George Karl

## 1979-80 SEASON NOTES

- Prior to the season, the Spurs purchased the contract of Kevin Restani from Milwaukee ... the Spurs also obtained guard Johnny Moore from Seattle ... but Moore – who appeared in 519 regular season games with the Silver and Black – was released during the preseason and didn't see his first action with the Spurs until the 1980-81 season.
- The Spurs spent the entire season battling to stay above the .500 mark ... on 3/1 Bob Bass replaced Doug Moe as head coach.
- On 1/16 the Spurs sent Billy Paultz to Houston in exchange for John Shumate.
- Once again, George Gervin was the big gun for the Spurs ... he was named the MVP of the 1980 NBA All-Star Game as he had 34 points and 10 rebounds in the contest ... on 1/8 vs. Denver, Gervin exploded for 53 points, which is the most points ever scored in the HemisFair Arena, where the Spurs played from '73-74 through '92-93 ... and, of course, the Iceman won his third straight NBA Scoring Title, averaging a career-best 33.1 points per game.

## 1979-80 SPURS FINAL STATISTICS (41-41)


PLAYER	G	MIN	3-POINT					REBOUNDING				SCORING							
			FGM-FGA	PCT.	FGM-FGA	PCT.	FTM-FTA	PCT.	OFF	DEF	TOT	AVG.	AST	PF-DQ	STL	TO	BLK	PTS	AVG.
Gervin	78	2934	1024-1940	.528	32-102	.314	505-593	.852	154	249	403	5.2	202	208-0	110	254	79	2585	33.1
Kenon	78	2798	647-1333	.485	1-9	.111	270-345	.783	258	517	775	9.9	231	192-0	111	232	18	1565	20.1
Silas	77	2293	513-999	.514	0-4	.000	339-382	.887	45	122	167	2.2	347	206-2	61	192	14	1365	17.7
Shumate	27	777	138-263	.525	0-1	.000	115-147	.782	65	149	214	7.9	52	71-1	23	50	31	391	14.5
Restani	82	1966	369-727	.508	5-29	.172	131-161	.814	142	244	386	4.7	189	186-0	54	129	12	874	10.7
Olberding	75	2111	291-609	.478	0-3	.000	210-264	.795	83	335	418	5.6	327	274-7	67	180	22	792	10.6
Paultz	47	1213	189-381	.496	0-1	.000	66-100	.660	95	226	321	6.8	118	127-3	47	58	45	444	9.4
Gale	67	1474	171-377	.454	2-13	.154	97-120	.808	34	118	152	2.3	312	134-2	123	115	13	441	6.6
Griffin	82	1812	173-313	.553	0-0	.000	174-240	.725	154	284	438	5.3	250	306-9	81	131	53	520	6.3
Evans	79	1246	208-464	.448	12-42	.286	58-85	.682	29	78	107	1.4	230	194-2	60	128	9	486	6.2
Peck	52	628	73-169	.432	0-2	.000	34-55	.618	66	117	183	3.5	33	100-2	17	48	23	180	3.5
Davis	4	30	6-12	.500	0-0	.000	1-2	.500	2	4	6	1.5	0	8-0	1	3	0	13	3.3
Kiffin	26	212	32-96	.333	0-0	.000	18-25	.720	12	28	40	1.5	19	43-0	10	30	2	82	3.2
Norris	17	189	18-43	.419	0-0	.000	4-6	.667	10	33	43	2.6	6	41-1	3	19	12	40	2.4
Bassett	5	72	4-12	.333	0-0	.000	2-3	.667	4	11	15	3.0	10	13-0	3	5	0	10	2.0
<b>SPURS</b>	<b>82</b>		<b>3856-7738</b>	<b>.498</b>	<b>52-206</b>	<b>.252</b>	<b>2024-2528</b>	<b>.801</b>	<b>1153</b>	<b>2515</b>	<b>3668</b>	<b>44.7</b>	<b>2326</b>	<b>2103-29</b>	<b>771</b>	<b>1589</b>	<b>333</b>	<b>9788</b>	<b>119.4</b>
<b>OPPONENTS</b>	<b>82</b>		<b>4000-7997</b>	<b>.500</b>	<b>88-288</b>	<b>.306</b>	<b>1731-2283</b>	<b>.758</b>	<b>1248</b>	<b>2472</b>	<b>3720</b>	<b>45.4</b>	<b>2537</b>	<b>2192-28</b>	<b>828</b>	<b>1513</b>	<b>457</b>	<b>9819</b>	<b>119.7</b>

# 1979-80 GAME-BY-GAME

## 41-41 (TIED FOR SECOND IN CENTRAL DIVISION)

DATE	OPPONENT	W-L	SCORE	REC.	ATT.	HI-SCORER	HI-REBOUNDER
<b>OCTOBER RECORD: 6-3 (HOME: 3-1, ROAD: 3-2)</b>							
10-13	DETROIT	L	110-112	0-1	11,657	23-Kenon	11-Restani
10-16	@ Atlanta	W	118-116	1-1	6,030	30-Gervin	11-Gervin
10-18	@ Cleveland	L	124-141	1-2	2,552	47-Gervin	13-Kenon
10-20	CLEVELAND	W	129-127	2-2	13,043	29-Silas/Kenon	19-Kenon
10-23	BOSTON	W	129-120	3-2	12,893	28-Kenon/Gervin	10-Kenon
10-26	@ Detroit	W	129-113	4-2	12,104	41-Gervin	13-Restani
10-27	INDIANA	W	128-121	5-2	11,132	27-Kenon	15-Kenon/Paultz
10-30	@ Phoenix	L	109-142	5-3	11,489	18-Gervin	8-Kenon/Griffin
10-31	@ San Diego	W	130-123	6-3	7,044	33-Gervin	8-Griffin
<b>NOVEMBER RECORD: 7-7 (HOME: 5-2, ROAD: 2-5)</b>							
11-2	@ Seattle	L	107-117	6-4	21,618	18-Evans	9-Oldberding/Paultz
11-4	@ Portland	L	124-127 (OT)	6-5	12,666	32-Gervin	8-Kenon
11-6	NEW JERSEY	W	108-95	7-5	9,753	24-Gervin	12-Kenon
11-7	@ Boston	L	105-117	7-6	15,320	29-Gervin	8-Restani
11-9	@ Washington	L	116-125	7-7	14,223	37-Gervin	15-Kenon
11-10	@ New York	W	123-119	8-7	13,952	33-Gervin	17-Kenon
11-13	GOLDEN STATE	W	131-127 (OT)	9-7	9,945	47-Gervin	15-Paultz
11-15	NEW YORK	W	136-132	10-7	11,454	33-Gervin	12-Kenon
11-16	@ Philadelphia	W	106-105	11-7	16,535	33-Kenon	10-Oldberding/Paultz
11-18	@ New Jersey	L	105-107	11-8	5,246	23-Gervin	20-Kenon
11-20	PHILADELPHIA	L	114-118	11-9	12,843	22-Gervin	13-Kenon
11-23	WASHINGTON	W	128-108	12-9	12,556	35-Silas	14-Kenon
11-27	ATLANTA	L	120-143	12-10	10,459	39-Gervin	12-Kenon
11-30	PORTLAND	W	107-100	13-10	9,752	26-Gervin	9-Oldberding
<b>DECEMBER RECORD: 6-9 (HOME: 4-2, ROAD: 2-7)</b>							
12-1	@ Detroit	L	124-134	13-11	7,466	39-Kenon	10-Paultz
12-4	LOS ANGELES	L	121-127	13-12	12,731	36-Kenon	17-Kenon
12-5	@ Philadelphia	L	120-132	13-13	9,286	42-Gervin	14-Restani
12-7	@ Milwaukee	W	117-105	14-13	10,938	39-Gervin	11-Paultz
12-8	HOUSTON	W	138-129	15-13	10,213	37-Gervin	9-Gervin
12-11	@ Denver	L	121-127	15-14	14,443	41-Gervin	10-Kenon
12-13	@ Utah	L	114-144	15-15	7,122	34-Gervin	9-Griffin
12-15	@ Golden State	W	102-101	16-15	8,850	31-Gervin	10-Kenon
12-16	@ Los Angeles	L	119-121	16-16	12,389	43-Gervin	9-Kenon/Paultz
12-19	INDIANA	W	127-123	17-16	8,218	38-Gervin	12-Kenon
12-21	@ Boston	L	114-133	17-17	15,320	36-Gervin	8-Paultz/Gervin
12-22	DETROIT	W	141-112	18-17	8,879	26-Gervin	9-Griffin
12-26	@ Houston	L	110-143	18-18	11,138	30-Gervin	9-Griffin
12-27	PHILADELPHIA	L	114-118	18-19	14,831	46-Gervin	12-Oldberding
12-29	KANSAS CITY	W	127-125 (OT)	19-19	9,102	37-Kenon	12-Gervin
<b>JANUARY RECORD: 10-6 (HOME: 8-2, ROAD: 2-4)</b>							
1-1	@ New York	L	120-128	19-20	11,191	34-Silas	12-Kenon
1-2	PHOENIX	W	118-109	20-20	8,276	42-Gervin	11-Griffin
1-4	@ Kansas City	L	105-115	20-21	9,442	36-Gervin	15-Oldberding
1-5	BOSTON	W	119-111	21-21	15,812	24-Gervin	12-Kenon
1-8	DENVER	W	137-134	22-21	9,437	53-Gervin	12-Kenon
1-11	CLEVELAND	W	116-109	23-21	9,643	38-Gervin	12-Kenon
1-12	@ Atlanta	L	123-210	23-22	14,491	34-Gervin	11-Peck
1-13	ATLANTA	L	104-107	23-23	10,719	32-Gervin/Silas	17-Kenon
1-15	NEW JERSEY	W	123-119	24-23	8,285	37-Gervin	9-Griffin
1-17	@ Cleveland	L	112-116	24-24	6,690	42-Gervin	7-Kenon
1-19	WASHINGTON	W	130-117	25-24	11,309	42-Gervin	13-Restani
1-22	SAN DIEGO	W	129-109	26-24	10,049	30-Gervin	10-Shumate
1-23	@ Indiana	W	144-130	27-24	8,965	55-Gervin	11-Griffin/Shumate
1-25	SEATTLE	W	125-116	28-24	15,764	39-Gervin	14-Restani
1-27	ATLANTA	L	111-118	28-25	15,206	29-Shumate	14-Kenon
1-30	@ Houston	W	118-111	29-25	9,858	25-Gervin	14-Griffin
<b>FEBRUARY RECORD: 4-8 (HOME: 3-3, ROAD: 1-5)</b>							
2-5	NEW JERSEY	L	115-123	29-26	9,483	21-Shumate	12-Kenon
2-9	@ Indiana	L	127-131	29-27	12,537	30-Gervin	11-Kenon
2-10	UTAH	W	148-128	30-27	9,512	35-Gervin	13-Kenon
2-12	HOUSTON	L	118-120	30-28	10,829	41-Gervin	19-Kenon
2-14	NEW YORK	L	124-128	30-29	9,706	32-Gervin	9-Kenon
2-15	@ Chicago	W	131-124	31-29	8,076	28-Gervin	8-Gervin
2-17	MILWAUKEE	W	135-134	32-29	12,957	42-Gervin	11-Kenon
2-20	CHICAGO	W	125-117	33-29	12,498	24-Kenon	13-Kenon
2-22	@ Washington	L	117-123	33-30	14,249	29-Gervin	12-Kenon
2-24	@ New Jersey	L	123-129	33-31	7,768	41-Gervin	16-Kenon
2-27	@ Boston	L	125-130	33-32	15,320	35-Gervin	8-Oldberding
2-28	@ New York	L	124-133	33-33	10,398	28-Gervin	11-Kenon
<b>MARCH RECORD: 8-8 (HOME: 4-4, ROAD: 4-4)</b>							
3-2	CLEVELAND	L	119-123	33-34	11,112	39-Gervin	10-Oldberding/Shumate
3-4	BOSTON	L	108-137	33-35	12,206	26-Gervin	12-Kenon
3-7	NEW YORK	L	112-118	33-36	12,322	40-Gervin	9-Griffin
3-9	PHILADELPHIA	L	118-134	33-37	12,126	31-Gervin	13-Gervin
3-11	@ Washington	W	111-104	34-37	10,471	41-Gervin	13-Shumate
3-14	@ Detroit	W	113-102	35-37	7,581	29-Gervin	22-Shumate
3-15	@ Cleveland	L	98-100	35-38	7,986	22-Silas	12-Oldberding
3-16	@ New Jersey	W	120-107	36-38	6,703	33-Silas	8-Shumate/Peck
3-18	WASHINGTON	W	100-94	37-38	12,385	33-Gervin	13-Kenon
3-19	@ Philadelphia	W	105-99	38-38	11,927	33-Gervin	16-Oldberding
3-21	INDIANA	W	116-109	39-38	15,257	41-Gervin	9-Peck
3-23	@ Atlanta	L	95-103	39-39	11,557	36-Gervin	13-Oldberding
3-25	HOUSTON	W	126-107	40-39	14,236	24-Gervin	9-Gervin
3-26	@ Houston	L	101-113	40-40	11,247	20-Gervin	5-Kenon
3-28	@ Indiana	L	122-127	40-41	9,902	37-Gervin	11-Kenon
3-30	DETROIT	W	144-124	41-41	10,267	51-Kenon	12-Oldberding

# 1980-81 RECAP



**Johnny Moore**

## RECORD

52-30 (34-7 home: 18-23 road)  
First in Midwest Division

## HONORS

George Johnson, NBA Blocked Shots Title  
George Gervin, All-NBA First Team  
George Gervin, NBA All-Star  
George Johnson,  
All-Defensive Second Team

## PLAYOFFS

Lost to Houston,  
Western Conference Semifinals, 4-3

## SPURS LEADERS

Scoring: George Gervin 27.1 ppg  
Rebounding: Dave Corzine 7.8 rpg  
Assists: Johnny Moore 4.5 apg

Head Coach: Stan Albeck  
Assistant: Morris McHone

## 1980-81 SEASON NOTES

- Prior to the season, the Spurs named Stan Albeck Head Coach.
- The Spurs, the Houston Rockets and the expansion Dallas Mavericks were all placed in the Midwest Division in the Western Conference.
- The Spurs were busy in the off-season ... draft picks Reggie Johnson and Michael Wiley were instant contributors for the Spurs ... after being waived the previous season, Johnny Moore was re-signed and led the team in assists in his first NBA season ... and finally, to add experience and size, the Spurs signed free agent George Johnson and obtained Dave Corzine in a trade with Washington.
- "The Bruise Brothers" were officially born on 12/30 as the Spurs handed out free posters which featured George Johnson, Dave Corzine, Kevin Restani, Paul Griffin, Mark Olberding and Reggie Johnson.
- George Johnson became the first Spur to win an NBA Blocked Shots title, averaging 3.39 blocks per game ... he put his name in the Spurs record-books on 2/24 vs. Golden State ... in the Spurs 131-126 win Johnson set a pair of Spurs franchise records – the most blocks in a game, with 13, and the most blocks in a half, with 11 in the second.

## 1980-81 SPURS FINAL STATISTICS (52-30)


PLAYER	G	MIN	3-POINT					REBOUNDING				SCORING							
			FGM-FGA	PCT.	FGM-FGA	PCT.	FTM-FTA	PCT.	OFF	DEF	TOT	AVG.	AST	PF-DQ	STL	TO	BLK	PTS	AVG.
Gervin	82	2765	850-1729	.492	9-35	.257	512-620	.826	126	293	419	5.1	260	212-4	94	251	56	2221	27.1
Silas	75	2055	476-997	.477	0-2	.000	374-440	.850	44	187	231	3.1	285	129-0	51	159	12	1326	17.7
Olberding	82	2408	348-685	.508	1-7	.143	315-380	.829	146	325	471	5.7	277	307-6	75	202	31	1012	12.3
Corzine	82	1960	366-747	.490	0-3	.000	125-175	.714	228	408	636	7.8	117	212-0	42	131	99	857	10.5
R. Johnson	79	1716	340-682	.499	0-1	.000	128-193	.663	132	226	358	4.5	78	283-8	45	130	48	808	10.2
Brewer	46	904	180-385	.468	0-4	.000	65-80	.813	21	32	53	1.2	93	53-0	27	54	25	425	9.2
Shumate	22	519	56-128	.438	0-0	.000	53-73	.726	33	54	87	4.0	24	46-0	21	41	9	165	7.5
Moore	82	1578	249-520	.479	1-19	.053	105-172	.610	58	138	196	2.4	373	178-0	120	154	22	604	7.4
Restani	64	999	192-369	.520	3-8	.375	62-88	.705	71	103	174	2.7	81	103-0	16	68	14	449	7.0
Griffin	82	1930	166-325	.511	0-0	.000	170-253	.672	184	321	505	6.2	249	207-3	77	132	38	502	6.1
Wiley	33	271	76-138	.551	0-2	.000	36-48	.750	22	42	64	1.9	11	38-1	8	28	6	188	5.7
Gale	35	636	86-164	.524	1-3	.333	19-26	.731	7	45	52	1.5	99	56-0	55	39	2	192	5.5
G. Johnson	82	1935	164-347	.473	0-0	.000	80-109	.734	215	387	602	7.3	92	273-3	47	110	278	408	5.0
Gerard	11	129	22-60	.367	0-1	.000	8-11	.727	17	21	38	3.5	9	17-0	7	8	3	52	4.7
<b>SPURS</b>	<b>82</b>		<b>3571-7276</b>	<b>.491</b>	<b>15-85</b>	<b>.176</b>	<b>2052-2668.769</b>		<b>1304</b>	<b>2582</b>	<b>3886</b>	<b>47.4</b>	<b>2048</b>	<b>2114-25</b>	<b>685</b>	<b>1507</b>	<b>643</b>	<b>9209</b>	<b>112.3</b>
<b>OPPONENTS</b>	<b>82</b>		<b>3581-7582</b>	<b>.472</b>	<b>45-168</b>	<b>.268</b>	<b>1766-2387.740</b>		<b>1214</b>	<b>2177</b>	<b>3391</b>	<b>41.4</b>	<b>2206</b>	<b>2198-37</b>	<b>700</b>	<b>1422</b>	<b>481</b>	<b>8973</b>	<b>109.4</b>

# 1980-81 GAME-BY-GAME

## 52-30 (FIRST IN MIDWEST DIVISION)

DATE	OPPONENT	W-L	SCORE	REC.	ATT.	HI-SCORER	HI-REBOUNDER
<b>OCTOBER RECORD: 10-2 (HOME: 5-0, ROAD: 5-2)</b>							
10-10	@ Denver	W	113-112	1-0	10,027	19-Gervin	12-Corzine
10-11	@ Dallas	L	92-103	1-1	10,373	33-Gervin	12-Olberding
10-14	KANSAS CITY	W	109-103	2-1	9,876	39-Gervin	9-G. Johnson
10-16	@ Detroit	W	102-99	3-1	4,569	26-Gervin	7-Shumate
10-18	DALLAS	W	110-96	4-1	9,542	20-Gervin	10-Gervin
10-21	SAN DIEGO	W	123-120	5-1	7,821	31-Gervin	15-G. Johnson
10-23	GOLDEN STATE	W	128-109	6-1	11,531	25-Gervin	15-G. Johnson
10-25	@ San Diego	W	116-98	7-1	4,613	36-Gervin	13-Corzine
10-26	@ Los Angeles	W	108-102	8-1	11,906	25-Gervin	12-G. Johnson
10-28	PORTLAND	W	120-112	9-1	9,702	30-Gervin	10-G. Johnson
10-29	@ Utah	L	96-109	9-2	5,047	16-Olberding	15-G. Johnson
10-31	@ Seattle	W	112-96	10-2	12,368	26-Silas	6-Olberding/G.J./Corzine
<b>NOVEMBER RECORD: 7-6 (HOME: 4-3, ROAD: 3-3)</b>							
11-1	@ Golden State	L	108-123	10-3	10,015	42-Gervin	6-Olberding
11-5	PHOENIX	W	114-84	11-3	12,358	30-Silas	9-Olberding/Shumate
11-8	LOS ANGELES	W	112-109	12-3	16,114	30-Gervin	14-Corzine
11-11	INDIANA	L	113-119	12-4	11,282	38-Gervin	13-G. Johnson
11-12	@ Phoenix	L	127-130	12-5	12,660	31-Gervin	6-Shumate
11-13	@ San Diego	W	113-107	13-5	4,381	35-Gervin	7-R. Johnson
11-15	UTAH	W	120-104	14-5	13,612	23-Gervin	7-G. Johnson
11-18	@ Atlanta	L	93-97	14-6	9,654	35-Gervin	8-G.J./Gervin/Corzine
11-19	@ New Jersey	W	112-104 (OT)	15-6	6,974	38-Gervin	12-G. Johnson
11-22	PHILADELPHIA	L	101-108	15-7	15,362	34-Gervin	13-Olberding/G. Johnson
11-26	CHICAGO	W	125-122	16-7	9,561	27-Gervin	9-Gervin/Corzine
11-28	HOUSTON	L	115-124	16-8	12,636	28-Gervin	13-Olberding
11-29	@ Kansas City	W	106-104	17-8	8,380	29-Gervin	13-Corzine
<b>DECEMBER RECORD: 9-6 (HOME: 6-1, ROAD: 3-5)</b>							
12-2	PHOENIX	L	107-122	17-9	9,112	23-Gervin/Silas	9-Corzine
12-4	CLEVELAND	W	130-100	18-9	6,833	28-Gervin	16-Corzine
12-7	@ Portland	L	115-116	18-10	12,666	41-Gervin	10-G. Johnson
12-8	@ Seattle	L	99-104	18-11	12,633	23-Gervin	15-Corzine
12-9	@ Utah	W	115-90	19-11	5,808	31-Gervin	9-Griffin
12-11	KANSAS CITY	W	122-104	20-11	7,491	27-Silas	8-Gervin
12-13	DENVER	W	147-123	21-11	9,879	32-Gervin	10-Corzine
12-14	@ Milwaukee	L	98-115	21-12	11,052	19-Gervin	10-Griffin
12-16	@ Dallas	L	89-83	22-12	6,140	27-Gervin	15-G. Johnson
12-17	@ Houston	W	113-107	23-12	8,349	22-Moore	12-Corzine
12-19	GOLDEN STATE	W	126-111	24-12	9,442	33-Gervin	9-Gervin
12-21	@ Los Angeles	L	122-135	24-13	12,341	20-Gervin	7-G. Johnson/Corzine
12-25	@ Phoenix	L	111-131	24-14	12,660	32-Gervin	8-Gervin
12-27	UTAH	W	142-117	25-14	11,823	34-Gervin	10-G. Johnson/Corzine
12-30	SEATTLE	W	102-100	26-14	11,130	28-Gervin	12-G. Johnson
<b>JANUARY RECORD: 8-6 (HOME: 6-0, ROAD: 2-6)</b>							
1-2	LOS ANGELES	W	118-112	27-14	14,722	19-Silas	7-Corzine
1-3	@ Chicago	W	119-111	28-14	14,572	30-Gervin	9-Olberding
1-6	@ New York	W	113-108	29-14	13,381	33-Silas	8-Corzine
1-7	@ Philadelphia	L	102-135	29-15	10,999	25-Gervin	12-Corzine
1-9	PORTLAND	W	102-86	30-15	12,004	23-Silas	8-Griffin
1-11	WASHINGTON	W	137-106	31-15	8,032	33-Gervin	10-Griffin
1-14	NEW YORK	W	116-105	32-15	11,429	28-Gervin	13-Corzine
1-16	@ Boston	L	85-94	32-16	15,320	22-Moore	12-Corzine
1-17	@ Washington	L	93-103	32-17	10,614	28-Olberding	9-by 4 players
1-20	PHOENIX	W	119-112 (OT)	33-17	11,883	25-Silas	13-R. Johnson
1-21	@ Kansas City	L	108-115	33-18	7,627	25-Gervin	10-Corzine
1-24	@ Denver	L	115-129	33-19	10,729	24-Gervin	11-R. Johnson
1-25	@ Portland	L	100-118	33-20	12,666	26-Gervin	7-Olberding
1-29	NEW JERSEY	W	122-108	34-20	10,018	26-Gervin	10-Corzine
<b>FEBRUARY RECORD: 10-4 (HOME: 8-1, ROAD: 2-3)</b>							
2-3	DETROIT	W	102-99	35-20	8,616	25-Gervin	12-Griffin/Corzine
2-4	@ Denver	W	135-132	36-20	9,117	37-Gervin	11-Corzine
2-6	PORTLAND	W	122-96	37-20	11,342	32-Gervin	12-G. Johnson
2-8	DALLAS	W	102-98	38-20	8,918	27-Silas/Gervin	18-G. Johnson
2-11	@ Houston	L	89-108	38-21	8,295	19-Gervin	7-Gervin
2-12	ATLANTA	W	110-109	39-21	8,604	19-Silas/Olberding	9-G. Johnson
2-14	@ Dallas	W	107-99	40-21	9,826	28-Gervin	9-Gervin/Griffin
2-15	MILWAUKEE	W	110-108	41-21	11,236	33-Gervin	14-Corzine
2-17	BOSTON	L	116-128	41-22	13,847	49-Gervin	13-Corzine
2-19	@ Cleveland	L	104-118	41-23	5,574	32-Gervin	7-G. Johnson/Silas
2-20	@ Indiana	L	106-109	41-24	10,419	30-Gervin	11-Griffin
2-22	DENVER	W	133-129 (OT)	42-24	8,668	26-R. Johnson	14-Griffin
2-24	GOLDEN STATE	W	131-126	43-24	9,163	26-Gervin	9-G. Johnson
2-26	SEATTLE	W	123-113	44-24	10,865	35-Gervin	10-Corzine
<b>MARCH RECORD: 8-6 (HOME: 5-2, ROAD: 3-4)</b>							
3-1	HOUSTON	W	102-86	45-24	11,245	26-Gervin	10-Griffin/Corzine
3-4	KANSAS CITY	L	97-111	45-25	9,280	16-Moore	11-G. Johnson
3-6	@ Seattle	L	94-102	45-26	23,579	25-Olberding	12-Olberding
3-8	DALLAS	W	113-108	46-26	8,251	19-Silas	9-Corzine
3-10	@ Los Angeles	L	104-118	46-27	16,703	28-Gervin	9-G. Johnson/Gervin
3-14	@ San Diego	L	118-126	46-28	6,509	39-Gervin	10-Gervin
3-15	@ Golden State	W	114-112 (OT)	47-28	10,520	39-Gervin	13-Griffin
3-17	UTAH	W	94-86	48-28	11,234	23-Gervin	12-G. Johnson
3-20	@ Kansas City	W	114-110 (OT)	49-28	8,740	21-Silas	11-G. Johnson/Corzine
3-22	SAN DIEGO	W	107-99	50-28	10,156	29-Gervin	10-G. Johnson
3-24	DENVER	L	123-125	50-29	14,190	30-Gervin	12-Griffin
3-25	@ Houston	L	111-117	50-30	13,931	34-Silas	9-Johnson
3-26	@ Utah	W	98-97	51-30	6,319	21-Gervin	17-Corzine
3-29	HOUSTON	W	135-109	52-30	11,543	30-Gervin	10-Griffin

# 1981-82 RECAP



Dave Corzine

## RECORD

48-34 (29-12 home: 19-22 road)  
First in Midwest Division

## HONORS

George Gervin, NBA Scoring Title  
Johnny Moore, NBA Assists Title  
George Gervin, All-NBA First Team  
George Gervin, NBA All-Star  
George Johnson, NBA Blocked Shots Title

## PLAYOFFS

Defeated Seattle,  
Western Conference Semifinals, 4-1  
Lost to Los Angeles,  
Western Conference Finals, 4-0

## SPURS LEADERS

Scoring: George Gervin 32.3 ppg  
Rebounding: Mike Mitchell 7.9 rpg  
Assists: Johnny Moore 9.6 apg

Head Coach: Stan Albeck

Assistant: Morris McHone

## 1981-82 SEASON NOTES

- The end of an era came in June as the Spurs sent James Silas – the last original Spur and team captain – to Cleveland ... Silas spent nine years in San Antonio and is one of just six players in franchise history to have had their jersey retired.
- The Spurs started the season with a 9-1 mark and held the top spot in the Midwest Division the entire season.
- On 12/24 the Spurs obtained Mike Mitchell and Roger Phegley from Cleveland in exchange for Ron Brewer and Reggie Johnson.
- In a record-setting game on 3/6 the Spurs posted a 171-166 triple-overtime win over Milwaukee in the HemisFair Arena ... the 171 points by the Spurs is a club record for the most points scored in a game and the 337 points scored by both teams is the second highest combined point total in NBA history.
- Three different Spurs won individual statistical titles in the league ... George Gervin captured his fourth NBA scoring title, averaging 32.3 ppg ... George Johnson won his second consecutive blocked shots title, averaging 3.12 bpg ... and second-year guard Johnny Moore led the NBA in assists, averaging 9.6 assists per contest.

## 1981-82 SPURS FINAL STATISTICS (48-34)


PLAYER	G	MIN	3-POINT				REBOUNDING				SCORING								
			FGM-FGA	PCT.	FTM-FTA	PCT.	OFF	DEF	TOT	AVG.	AST	PF-DQ	STL	TO	BLK	PTS	AVG.		
Gervin	79	2817	993-1987	.500	10-36	.278	555-642	.864	138	254	392	5.0	187	215-2	77	210	45	2551	32.3
Mitchell	57	2090	524-973	.539	0-1	.000	148-202	.733	173	276	449	7.9	43	200-4	33	98	28	1196	21.0
Brewer	25	595	182-361	.504	3-10	.300	77-88	.875	13	37	50	2.0	67	37-0	23	34	7	444	17.8
Olberding	68	2098	333-705	.472	2-12	.167	273-338	.808	118	321	439	6.5	202	253-5	57	139	29	941	13.8
R. Johnson	21	504	94-194	.485	0-0	.000	32-40	.800	43	94	137	6.5	20	67-0	7	26	16	220	10.5
Corzine	82	2189	336-648	.519	1-4	.250	159-213	.746	211	418	629	7.7	130	235-3	33	139	126	832	10.1
Banks	80	1700	311-652	.477	0-8	.000	145-212	.684	157	254	411	5.1	147	199-2	55	106	17	767	9.6
Moore	79	2294	309-667	.463	1-21	.048	122-182	.670	62	213	275	3.5	762	254-6	163	175	12	741	9.4
Bratz	81	1616	230-565	.407	46-138	.333	119-152	.783	40	126	166	2.0	438	183-0	65	139	11	625	7.7
Phegley	54	617	129-293	.440	1-18	.056	49-64	.766	33	50	83	1.5	61	91-0	20	33	6	308	5.7
Rains	49	637	77-177	.435	0-2	.000	38-64	.594	37	43	80	1.6	40	74-0	18	25	2	192	3.9
Griffin	23	459	32-66	.485	0-0	.000	24-37	.649	29	66	95	4.1	54	67-0	20	40	8	88	3.8
Yonakor	10	70	14-26	.538	0-0	.000	5-7	.714	13	14	27	2.7	3	7-0	1	2	2	33	3.3
Lambert	21	271	26-58	.448	0-1	.000	13-14	.929	19	32	51	2.4	13	43-0	6	10	6	65	3.1
G. Johnson	75	1578	91-195	.467	0-0	.000	43-64	.672	152	302	454	6.1	79	259-6	20	92	234	225	3.0
Hayes	9	75	8-18	.444	0-0	.000	7-12	.583	7	10	17	1.9	4	17-0	1	2	2	23	2.6
Restani	13	145	9-28	.321	0-1	.000	3-4	.750	8	27	35	2.7	7	16-0	1	6	4	21	1.6
<b>SPURS</b>	<b>82</b>		<b>3698-7613</b>	<b>.486</b>	<b>64-252</b>	<b>.254</b>	<b>1812-2335</b>	<b>.776</b>	<b>1253</b>	<b>2537</b>	<b>3790</b>	<b>46.2</b>	<b>2257</b>	<b>2217-28</b>	<b>600</b>	<b>1276</b>	<b>555</b>	<b>9272</b>	<b>113.1</b>
<b>OPPONENTS</b>	<b>82</b>		<b>3566-7385</b>	<b>.483</b>	<b>58-199</b>	<b>.291</b>	<b>1893-2497</b>	<b>.758</b>	<b>1151</b>	<b>2434</b>	<b>3585</b>	<b>43.7</b>	<b>2036</b>	<b>2179-30</b>	<b>611</b>	<b>1352</b>	<b>429</b>	<b>9083</b>	<b>110.8</b>

# 1981-82 GAME-BY-GAME

## 48-34 (FIRST IN MIDWEST DIVISION)

DATE	OPPONENT	W-L	SCORE	REC.	ATT.	HI-SCORER	HI-REBOUNDER
<b>OCTOBER RECORD: 2-0 (HOME: 1-0, ROAD: 1-0)</b>							
10-30	@ Kansas City	W	113-102	1-0	11,010	35-Gervin	9-G. Johnson/Moore
10-31	DENVER	W	145-120	2-0	9,487	27-Gervin	14-Corzine
<b>NOVEMBER RECORD: 8-5 (HOME: 5-1, ROAD: 3-4)</b>							
11-3	@ Phoenix	L	88-111	2-1	10,888	35-Gervin	9-G. Johnson/Corzine
11-4	CLEVELAND	W	128-102	3-1	11,276	39-Brewer	10-R. Johnson/Griffin
11-7	NEW YORK	W	103-96	4-1	10,428	40-Brewer	12-Olberding
11-10	LOS ANGELES	W	128-102	5-1	11,365	44-Brewer	12-Corzine
11-13	@ Seattle	W	119-112	6-1	15,433	47-Gervin	10-Corzine
11-15	@ Portland	W	110-105	7-1	12,666	23-Gervin	14-G. Johnson
11-17	@ Dallas	W	112-105	8-1	7,858	38-Gervin	10-Banks/Corzine
11-18	SEATTLE	W	111-93	9-1	12,258	33-Gervin	10-G. Johnson
11-20	@ Los Angeles	L	116-136	9-2	17,505	30-Gervin	11-R. Johnson
11-21	@ Golden State	L	122-129	9-3	12,801	30-Gervin/Olberding	12-Corzine
11-25	LOS ANGELES	L	96-117	9-4	13,653	24-Gervin	7-G. Johnson
11-27	NEW JERSEY	W	114-86	10-4	10,249	29-Gervin	9-Gervin
11-29	@ Milwaukee	L	89-105	10-5	10,602	33-Gervin	15-G. Johnson
<b>DECEMBER RECORD: 9-4 (HOME: 5-2, ROAD: 4-2)</b>							
12-1	@ Washington	W	110-99	11-5	5,583	42-Gervin	13-R. Johnson
12-2	@ Philadelphia	W	108-101	12-5	15,015	31-Gervin	13-Corzine
12-4	PORTLAND	W	127-111	13-5	10,472	45-Gervin	10-Corzine
12-9	SEATTLE	W	110-99	14-5	8,334	25-Gervin	8-Gervin
12-11	@ Dallas	W	101-99	15-5	7,768	25-Brewer	6-G.J./Moore/Griffin
12-12	UTAH	W	111-97	16-5	9,842	40-Gervin	9-R. Johnson/G. Johnson
12-15	@ Utah	L	103-108	16-6	6,458	26-Gervin	12-R. Johnson/Corzine
12-18	PHOENIX	W	104-108	16-7	10,805	30-Gervin	15-Corzine
12-19	@ Denver	L	125-138	16-8	7,391	35-Gervin	9-Restani
12-23	@ San Diego	W	114-109	17-8	4,072	31-Gervin	11-Banks
12-26	ATLANTA	L	97-105	17-9	12,257	25-Gervin	15-Olberding
12-29	SAN DIEGO	W	119-107	18-9	9,843	46-Gervin	8-Olberding/Gervin
12-30	HOUSTON	W	109-104	19-9	11,246	42-Gervin	13-Gervin
<b>JANUARY RECORD: 9-5 (HOME: 7-1, ROAD: 2-4)</b>							
1-2	DENVER	W	148-133	20-9	9,263	38-Gervin	14-Corzine
1-5	@ Portland	L	110-115	20-10	12,666	47-Gervin	11-Johnson
1-6	@ Utah	L	115-130	20-11	4,836	30-Mitchell	10-Mitchell
1-7	@ Golden State	W	123-111	21-11	8,055	45-Gervin	11-Corzine
1-9	KANSAS CITY	W	113-100	22-11	10,656	26-Gervin/Mitchell	9-Corzine
1-12	DALLAS	W	127-109	23-11	6,823	23-Mitchell/Banks	8-Johnson
1-15	HOUSTON	W	128-90	24-11	11,936	32-Gervin	10-Corzine
1-16	@ Houston	L	99-116	24-12	15,157	26-Gervin	13-Banks/Corzine
1-19	@ Phoenix	L	96-108	24-13	11,251	27-Gervin	10-Mitchell
1-21	UTAH	W	123-104	25-13	7,279	29-Gervin	17-Olberding
1-22	@ Atlanta	W	115-107	26-13	8,573	29-Gervin	13-Corzine
1-23	INDIANA	L	98-107	26-14	10,236	27-Gervin/Moore	6-Olberding
1-26	PHILADELPHIA	W	103-95	27-14	14,165	36-Gervin	11-Corzine
1-28	KANSAS CITY	W	126-115	28-14	7,339	37-Gervin	11-Johnson/Corzine
<b>FEBRUARY RECORD: 8-6 (HOME: 5-2, ROAD: 3-4)</b>							
2-2	DALLAS	W	103-98	29-14	7,017	32-Gervin	10-Johnson
2-4	PHOENIX	W	118-112	30-14	10,838	39-Gervin	9-Johnson
2-5	@ Kansas City	L	102-109	30-15	7,505	25-Gervin	9-Johnson/Corzine
2-7	@ Golden State	L	111-116	30-16	10,777	38-Gervin	8-Mitchell/Olberding
2-9	WASHINGTON	L	110-112	30-17	10,146	42-Gervin	10-Corzine
2-12	@ Los Angeles	W	100-94	31-17	17,505	27-Gervin	13-Mitchell
2-14	SEATTLE	W	114-94	32-17	11,108	25-Olberding	16-Mitchell
2-17	DETROIT	W	126-112	33-17	8,736	49-Gervin	9-Corzine
2-19	@ Denver	W	126-121	34-17	11,918	38-Gervin	8-Corzine
2-20	SAN DIEGO	L	101-118	34-18	9,940	39-Gervin	8-Mitchell/Corzine
2-23	GOLDEN STATE	W	143-123	35-18	9,648	35-Gervin	7-Olber/Corzine/Banks
2-25	@ Detroit	W	119-116	36-18	11,368	40-Gervin	12-Olberding
2-26	@ Indiana	L	100-108	36-19	8,372	24-Gervin	9-Mitchell
2-28	@ Chicago	L	104-118	36-20	7,258	25-Gervin	10-Mitchell
<b>MARCH RECORD: 8-8 (HOME: 4-4, ROAD: 4-4)</b>							
3-2	@ Houston	W	119-117	37-20	15,676	38-Gervin	11-Mitchell
3-4	BOSTON	L	101-110	37-21	14,858	48-Gervin	6-Lambert/Corz./Moore
3-6	MILWAUKEE	W	171-166 (3OT)	38-21	11,764	50-Gervin	11-Mitchell
3-8	DALLAS	L	113-121	38-22	8,284	38-Gervin	11-Corzine
3-9	@ San Diego	L	127-138	38-23	5,016	40-Gervin	10-Mitchell
3-12	PORTLAND	L	108-112	38-24	10,696	26-Mitchell	11-Mitchell/Banks
3-14	CHICAGO	W	119-117	39-24	9,237	37-Gervin	11-Mitchell
3-16	@ New York	W	114-91	40-24	10,545	33-Gervin/Mitchell	18-Corzine
3-17	@ New Jersey	L	90-93	40-25	15,526	24-Gervin	9-Banks
3-19	@ Boston	L	110-134	40-26	15,320	31-Gervin	10-Johnson
3-20	@ Cleveland	W	115-102	41-26	8,125	41-Gervin	13-Johnson
3-23	SAN DIEGO	W	106-98	42-26	8,980	27-Gervin	8-Banks
3-24	@ Denver	L	115-129	42-27	14,425	25-Gervin	12-Mitchell
3-26	LOS ANGELES	W	110-105	43-27	14,815	41-Mitchell	12-Mitchell
3-27	@ Utah	W	114-110	44-27	7,272	47-Gervin	10-Gervin
3-30	GOLDEN STATE	L	107-113	44-28	11,298	34-Gervin	11-Mitchell
<b>APRIL RECORD: 4-6 (HOME: 2-2, ROAD: 2-4)</b>							
4-1	@ Portland	L	105-109	44-29	12,666	31-Mitchell	10-Johnson
4-2	@ Seattle	L	86-111	44-30	31,715	33-Gervin	11-Banks
4-4	HOUSTON	L	93-95	44-31	14,193	20-Gerv/Mitch/Olberding	11-Gervin
4-7	KANSAS CITY	W	118-113	45-31	8,759	40-Mitchell	10-Mitchell
4-10	@ Houston	L	100-105	45-32	15,676	38-Gervin	9-Olberding
4-11	@ Kansas City	W	126-121	46-32	4,929	34-Gervin	14-Corzine
4-13	DENVER	W	144-137	47-32	14,973	39-Gervin	18-Gervin
4-14	@ Phoenix	L	92-104	47-33	11,115	15-Mitchell/Gervin	10-Mitchell
4-16	@ Dallas	W	118-106	48-33	13,092	35-Gervin	6-Johnson/Moore
4-18	UTAH	L	128-120	48-34	9,741	16-Olberding/Gervin	12-Olberding

# 1982-83 RECAP



**Gene Banks**

## RECORD

53-29 (31-10 home: 22-19 road)  
First in Midwest Division

## HONORS

George Gervin, All-NBA First Team  
George Gervin, NBA All-Star  
Artis Gilmore, NBA All-Star  
Artis Gilmore, NBA FG Percentage Title  
Mike Dunleavy,  
NBA 3PT-FG Percentage Title

## PLAYOFFS

Defeated Denver,  
Western Conference Semifinals, 4-1  
Lost to Los Angeles,  
Western Conference Finals, 4-2

## SPURS LEADERS

Scoring: George Gervin 26.2 ppg  
Rebounding: Artis Gilmore 12.0 rpg  
Assists: Johnny Moore 9.8 apg

Head Coach: Stan Albeck  
Assistant: Morris McHone

## 1982-83 SEASON NOTES

- The Spurs made a big off-season deal sending Mark Olberding and Dave Corzine to Chicago in exchange for Artis Gilmore ... in his first season with the Spurs, Gilmore averaged 18.0 points and 12.0 rebounds per game ... he was named to the 1983 All-Star Team and led the NBA in FG percentage with a .626 (556-888) mark.
- George Gervin scored his 20,000th professional point on 11/13 vs. Seattle.
- The Spurs claimed their third straight Midwest Division Title and made their second straight trip to the Western Conference Finals.
- The Spurs announced their All-Decade Team on 4/15 ... the team was made-up of George Gervin, James Silas, Mike Mitchell, Mark Olberding and Artis Gilmore.
- On 4/26 the Spurs defeated Denver 152-133 in the Western Conference Semifinals ... the 285 combined points scored that night is the second highest two-team total in NBA Playoff history ... the 152 points scored by the Spurs is a club-record for the most points scored in a postseason contest.

## 1982-83 SPURS FINAL STATISTICS (53-29)

PLAYER	G	MIN	3-POINT				REBOUNDING				SCORING								
			FGM-FGA	PCT.	FTM-FTA	PCT.	OFF	DEF	TOT	AVG.	AST	PF-DQ	STL	TO	BLK	PTS	AVG.		
Gervin	78	2830	757-1553	.487	12-33	.375	517-606	.853	111	246	357	4.6	264	243-5	88	247	67	2043	26.2
Mitchell	80	2803	686-1342	.511	0-3	.000	219-289	.758	188	349	537	6.7	98	248-6	57	126	52	1591	19.9
Gilmore	82	2797	556-888	.626	0-6	.000	367-496	.740	299	685	984	12.0	126	273-4	40	254	192	1479	18.0
Banks	81	2722	505-919	.550	0-5	.000	196-278	.705	222	390	612	7.6	279	229-3	78	171	21	1206	14.9
Moore	77	2552	394-841	.468	5-22	.227	148-199	.744	65	212	277	3.6	753	247-2	194	226	32	941	12.2
Jones	28	622	92-185	.497	0-3	.000	84-114	.737	56	121	177	6.3	20	107-5	14	43	31	268	9.6
Dunleavy	79	1619	213-510	.418	67-194	.345	120-154	.779	18	116	134	1.7	437	210-1	74	160	4	613	7.8
Sanders	26	393	76-157	.484	0-2	.000	31-43	.721	31	63	94	3.6	19	57-0	18	28	6	183	7.0
Willoughby	52	1062	136-295	.461	6-13	.462	41-53	.774	61	129	190	3.6	56	123-0	24	56	16	319	6.1
Phegley	62	599	120-267	.449	3-14	.214	43-56	.768	39	45	84	1.4	60	92-0	30	49	8	286	4.6
Paultz	7	125	12-27	.444	0-0	.000	1-2	.500	10	23	33	5.5	4	14-0	5	6	6	25	3.6
Griffin	53	956	60-116	.517	0-0	.000	53-76	.697	77	139	216	4.1	86	153-0	33	68	25	173	3.3
Robinson	35	147	35-97	.361	1-11	.091	30-45	.667	6	11	17	0.5	21	18-0	4	13	2	101	2.9
Rains	34	292	33-83	.398	0-1	.000	29-43	.674	25	19	44	1.3	22	35-0	10	25	1	95	2.8
Crompton	14	148	14-34	.412	0-0	.000	3-5	.600	18	30	48	3.4	7	25-0	3	5	5	31	2.2
Smith	7	25	5-11	.455	0-1	.000	2-2	1.000	0	3	3	0.4	2	6-0	1	3	0	12	1.7
Johnstone	7	54	2-10	.200	0-0	.000	3-5	.600	4	12	16	2.2	1	9-0	1	4	1	7	1.0
Dietrick	8	34	1-5	.200	0-0	.000	0-2	.000	2	6	8	1.0	6	6-0	1	1	0	2	0.3
<b>SPURS</b>	<b>82</b>		<b>3697-7340</b>	<b>.504</b>	<b>94-308</b>	<b>.305</b>	<b>1887-2468</b>	<b>.765</b>	<b>1232</b>	<b>2599</b>	<b>3831</b>	<b>46.7</b>	<b>22612095-26</b>	<b>675</b>	<b>1504</b>	<b>469</b>		<b>9375</b>	<b>114.3</b>
<b>OPPONENTS</b>	<b>82</b>		<b>3654-7531</b>	<b>.485</b>	<b>51-201</b>	<b>.254</b>	<b>1716-2239</b>	<b>.766</b>	<b>1160</b>	<b>2263</b>	<b>3423</b>	<b>41.6</b>	<b>23292199-37</b>	<b>654</b>	<b>1430</b>	<b>457</b>		<b>9075</b>	<b>110.7</b>




# 1982-83 GAME-BY-GAME

## 53-29 (FIRST IN MIDWEST DIVISION)

DATE	OPPONENT	W-L	SCORE	REC.	ATT.	HI-SCORER	HI-REBOUNDER
<b>OCTOBER RECORD: 2-0 (HOME: 1-0, ROAD: 1-0)</b>							
10-29	@ Utah	W	120-114	1-0	8,436	28-Gervin/Mitchell	16-Gilmore
10-30	PORTLAND	W	112-107	2-0	12,150	31-Gervin	9-Gilmore
<b>NOVEMBER RECORD: 10-6 (HOME: 6-2, ROAD: 4-4)</b>							
11-3	@ Seattle	L	107-109	2-1	9,808	26-Gervin	11-Gilmore
11-4	@ Portland	W	108-107 (OT)	3-1	12,666	27-Mitchell	9-Mitchell
11-5	@ Golden State	W	105-104	4-1	10,590	23-Gilmore	16-Gilmore
11-7	PHOENIX	W	101-100	5-1	9,448	47-Gervin	20-Gilmore
11-9	UTAH	W	118-104	6-1	10,780	25-Mitchell	15-Gilmore
11-11	@ San Diego	L	105-109	6-2	4,157	42-Gervin	10-Banks
11-13	SEATTLE	L	98-107	6-3	14,814	24-Gervin	15-Gilmore
11-16	KANSAS CITY	L	102-105	6-4	8,943	27-Gervin	14-Gilmore
11-17	@ Washington	W	114-112	7-4	6,889	40-Gervin	11-Gilmore
11-19	@ Boston	L	111-119	7-5	15,320	31-Gervin	8-Mitchell
11-20	GOLDEN STATE	W	134-112	8-5	8,369	33-Gervin	10-Banks
11-23	DENVER	W	136-126	9-5	6,518	28-Banks	13-Banks
11-24	@ Denver	L	123-129	9-6	13,011	34-Gervin	14-Banks
11-26	CHICAGO	W	122-120	10-6	9,106	44-Gervin	15-Banks
11-27	@ Dallas	W	107-106	11-6	15,517	45-Gervin	11-Mitchell/Gilmore
11-30	LOS ANGELES	W	117-114	*11-6	12,115	25-Mitchell	16-Gilmore
<b>DECEMBER RECORD: 9-6 (HOME: 4-3, ROAD: 5-3)</b>							
12-1	@ Detroit	L	97-115	11-7	9,284	38-Gervin	13-Gilmore
12-3	HOUSTON	W	88-78	12-7	7,691	28-Mitchell	13-Mitchell
12-4	@ Houston	L	96-98	12-8	7,153	27-Gervin	16-Gilmore
12-7	DALLAS	W	106-92	13-8	7,940	26-Gervin	13-Gilmore
12-8	@ Kansas City	W	102-101 (OT)	14-8	6,211	25-Gervin	18-Gilmore
12-10	@ New Jersey	W	114-102	15-8	11,686	26-Gervin	13-Banks
12-11	KANSAS CITY	L	110-122	15-9	9,044	24-Mitchell	11-Banks
12-14	@ Houston	W	102-93	16-9	6,871	29-Gervin	8-Gervin
12-16	@ Denver	W	120-108	17-9	10,815	29-Moore	11-Banks
12-17	UTAH	W	110-103	18-9	7,031	26-Mitchell	19-Gilmore
12-19	@ Milwaukee	L	98-113	18-10	10,032	22-Mitchell/Gilmore	7-Mitchell/Gilmore
12-21	PHOENIX	L	113-114	18-11	8,475	23-Mitchell	17-Banks
12-26	PHILADELPHIA	L	122-124	18-12	14,599	27-Gilmore	19-Gilmore
12-29	SAN DIEGO	W	121-115	19-12	10,247	24-Gilmore	13-Gilmore
12-30	@ Chicago	W	105-102	20-12	7,280	22-Moore	10-Mitchell/Gilmore
<b>JANUARY RECORD: 9-6 (HOME: 5-2, ROAD: 4-4)</b>							
1-2	@ Cleveland	W	103-95	21-12	3,010	33-Mitchell	10-Phegley
1-4	@ Atlanta	W	104-95	22-12	5,139	23-Gilmore	13-Gilmore
1-5	@ Dallas	L	131-136	22-13	10,008	26-Gilmore	6-Mitchell/Gilmore
1-7	BOSTON	L	113-116	22-14	14,329	25-Gilmore	14-Gilmore
1-11	DALLAS	W	109-101	23-14	8,224	26-Banks	21-Gilmore
1-12	@ Kansas City	L	113-118	23-15	8,719	29-Gervin	11-Banks/Gilmore
1-14	HOUSTON	W	96-92	24-15	8,809	23-Gervin	14-Gilmore
1-15	WASHINGTON	W	117-96	25-15	9,817	31-Gervin	17-Gilmore
1-18	DENVER	W	143-124	26-15	8,424	30-Banks	14-Gilmore
1-19	@ Phoenix	L	113-118	26-16	11,004	29-Gervin	8-Gervin
1-21	@ Los Angeles	L	110-119	26-17	17,505	36-Gervin	14-Gilmore
1-23	PORTLAND	L	107-108	26-18	8,112	24-Gilmore/Dunleavy	11-Mitchell/Gilmore
1-25	@ Utah	W	116-106	27-18	8,688	40-Gilmore	18-Gilmore
1-27	@ Indiana	W	143-138	28-18	3,625	39-Gilmore	16-Gilmore
1-29	NEW JERSEY	W	120-109	29-18	11,945	32-Banks	15-Gilmore
<b>FEBRUARY RECORD: 6-5 (HOME: 4-2, ROAD: 2-3)</b>							
2-2	NEW YORK	L	98-113	29-19	8,313	33-Gervin	16-Gilmore
2-4	@ Seattle	L	103-115	29-20	13,082	24-Gervin	9-Banks
2-5	@ Golden State	L	102-106	29-21	8,766	32-Mitchell	8-Gilmore
2-8	DETROIT	W	147-143 (OT)	30-21	7,518	41-Gervin	15-Gilmore
2-10	GOLDEN STATE	W	128-109	31-21	8,384	38-Gervin	12-Gilmore
2-15	@ Los Angeles	W	124-103	32-21	15,111	40-Gervin	9-Banks
2-16	@ Utah	L	101-112	32-22	8,085	26-Mitchell	21-Gilmore
2-20	ATLANTA	W	103-100	33-22	9,408	26-Mitchell	17-Gilmore
2-23	PORTLAND	W	124-114	34-22	8,450	32-Mitchell	13-Gilmore
2-25	@ Kansas City	W	131-125	35-22	9,079	42-Gervin	13-Jones
2-26	MILWAUKEE	L	104-107	35-23	12,439	22-Gervin	17-Gilmore
<b>MARCH RECORD: 10-4 (HOME: 7-0, ROAD: 3-4)</b>							
3-1	SEATTLE	W	119-104	36-23	7,988	33-Mitchell	18-Gilmore
3-2	@ Phoenix	L	106-110	36-24	10,666	31-Gervin	11-Gilmore
3-4	@ San Diego	W	107-99	37-24	4,585	24-Gervin	12-Banks
3-5	CLEVELAND	W	117-98	38-24	7,252	23-Gilmore	10-Jones
3-8	@ Denver	L	118-129	38-25	15,033	21-Mitchell	7-Banks/Gervin/Jones
3-9	PHOENIX	W	108-105	39-25	8,201	22-Gervin	11-Banks
3-12	GOLDEN STATE	W	131-120	40-25	9,805	32-Gilmore	14-Gilmore
3-15	SAN DIEGO	W	130-109	41-25	8,278	21-Gervin	10-Sanders
3-17	@ San Diego	W	111-101	42-25	4,076	28-Gervin	11-Gilmore
3-19	INDIANA	W	138-118	43-25	10,355	23-Mitchell	17-Gilmore
3-22	@ Portland	L	102-119	43-26	12,666	20-Gervin/Moore	7-Gilmore/Moore
3-23	@ Seattle	L	117-137	43-27	14,203	31-Gilmore	11-Gilmore
3-25	@ Los Angeles	W	132-120	44-27	17,505	33-Gilmore	10-Gilmore
3-29	DENVER	W	136-129	45-27	12,477	32-Gilmore	14-Gilmore
<b>APRIL RECORD: 7-2 (HOME: 4-1, ROAD: 3-1)</b>							
4-1	HOUSTON	W	124-99	46-27	8,958	24-Gervin	17-Gilmore
4-2	@ Houston	W	112-101	47-27	6,121	27-Gervin	20-Gilmore
4-5	KANSAS CITY	W	130-113	48-27	7,887	21-Mitchell/Gervin	13-Gilmore
4-6	@ Philadelphia	W	112-109	49-27	13,706	32-Gervin	10-Gilmore
4-8	@ New York	L	100-102 (OT)	49-28	10,975	28-Mitchell	12-Mitchell/Gilmore
4-9	@ Dallas	L	111-119	49-29	10,659	12-Mitchell	12-Gilmore
4-13	LOS ANGELES	W	114-109	*51-29	15,782	44-Banks	12-Gilmore
4-15	UTAH	W	121-118	52-29	8,405	23-Mitchell	12-Paultz
4-16	@ Dallas	W	132-120	53-29	14,453	40-Gervin	11-Gilmore

\*Protected Game from 11-30-82

# 1983-84 RECAP



George Gervin

## RECORD

37-45 (28-13 home: 9-32 road)  
Fifth in Midwest Division

## HONORS

George Gervin, All-NBA Second Team  
George Gervin, NBA All-Star  
Artis Gilmore, NBA FG Percentage Title

## PLAYOFFS

None

## SPURS LEADERS

Scoring: George Gervin 25.9 ppg  
Rebounding: Artis Gilmore 10.3 rpg  
Assists: John Lucas 10.7 apg

Head Coach: Morris McHone/Bob Bass  
Assistant: Allan Bristow

## 1983-84 SEASON NOTES

- Morris McHone replaced Stan Albeck as head coach in June ... the Spurs received Fred Roberts and other considerations from New Jersey in exchange for being allowed to sign Albeck ... McHone lasted less than two months as the Spurs head coach as he was replaced by Bob Bass on 12/28.
- Rookie guard John Paxson was an instant contributor and free agent John Lucas went on to lead the Spurs in assists after starting the season in the CBA and being signed by the Spurs on 12/4.
- The Spurs retired James Silas' #13 jersey on 2/28 when San Antonio hosted Dallas.
- On 4/15, in the final game of the season, John Lucas set a Spurs franchise record, handing out 24 assists in a 157-154 win over the Nuggets ... in the game, Lucas set an NBA record for the most assists in a quarter with 14.
- Artis Gilmore led the NBA in field goal percentage for the second straight season, shooting .631 (351-556) from the field ... Johnny Moore and John Lucas were both among the top-five in the NBA in assists - Lucas was fourth with 10.7 apg while Moore was fifth with 9.6 apg.

## 1983-84 SPURS FINAL STATISTICS (37-45)


PLAYER	G	MIN	3-POINT				REBOUNDING			SCORING								
			FGM-FGA	PCT.	FGM-FGA	PCT.	FTM-FTA	PCT.	OFF	DEF	TOT	AST	PF-DQ	STL	TO	BLK	PTS	AVG.
Gervin	76	2584	765-1561	.490	10-24	.417	427-507	.842	106	207	313	220	219-3	79	224	47	1967	25.9
Mitchell	79	2853	779-1597	.488	6-14	.429	275-353	.779	188	382	570	93	251-6	62	141	73	1839	23.3
Gilmore	64	2034	351-556	.631	0-3	.000	280-390	.718	213	449	662	70	229-4	36	149	132	982	15.3
Banks	80	2600	424-747	.568	1-6	.167	200-270	.741	204	378	582	254	256-5	105	166	23	1049	13.1
Lucas	63	1807	275-595	.462	19-69	.275	120-157	.764	23	157	180	673	123-1	92	147	5	689	10.9
Jones	81	1770	322-644	.500	6-19	.316	176-242	.727	143	306	449	85	298-7	64	125	107	826	10.2
Moore	59	1650	231-518	.446	28-87	.322	105-139	.755	37	141	178	566	168-2	123	143	20	595	10.1
Edmonson	40	521	135-274	.493	0-0	.000	76-101	.752	40	30	70	27	67-1	22	45	6	346	8.7
Brewer	40	782	152-345	.441	3-13	.231	41-50	.820	17	33	50	44	54-0	18	33	16	348	8.7
Roberts	79	1531	214-399	.536	1-4	.250	144-172	.837	102	202	304	98	219-4	52	100	38	573	7.3
McNamara	70	1037	157-253	.621	0-0	.000	74-157	.471	137	180	317	31	138-2	14	89	12	388	5.5
Williams	19	200	25-58	.431	0-1	.000	25-32	.781	4	9	13	43	42-1	8	22	4	75	3.9
Paxson	49	458	61-137	.445	4-22	.182	16-26	.615	4	29	33	149	47-0	10	32	2	142	2.9
Batton	4	31	5-10	.500	0-0	.000	0-0	.000	1	3	4	3	5-0	0	4	3	10	2.5
Phegley	3	11	2-4	.500	1-1	1.000	2-2	1.000	0	2	2	2	1-0	0	1	0	7	2.3
Lockhart	2	14	2-2	1.000	0-0	.000	0-0	.000	0	3	3	0	5-0	0	2	0	4	2.0
Miller	2	8	2-3	.667	0-0	.000	0-0	.000	2	3	5	1	5-0	0	0	1	4	2.0
Robisch	4	37	4-8	.500	0-0	.000	0-0	.000	2	6	8	1	8-1	0	1	0	8	2.0
Weidner	8	38	2-9	.222	0-0	.000	4-4	1.000	4	7	11	0	5-0	0	2	2	8	1.0
Lingenfelter	3	14	1-1	1.000	0-0	.000	0-2	.000	3	1	4	1	6-0	0	1	0	2	0.7
<b>SPURS</b>	<b>82</b>		<b>3909-7721</b>	<b>.506</b>	<b>79-263</b>	<b>.300</b>	<b>1965-2604</b>	<b>.755</b>	<b>1230</b>	<b>2528</b>	<b>3758</b>	<b>2361</b>	<b>2146-37</b>	<b>685</b>	<b>1447</b>	<b>491</b>	<b>9862</b>	<b>120.3</b>
<b>OPPONENTS</b>	<b>82</b>		<b>3996-7910</b>	<b>.505</b>	<b>52-216</b>	<b>.241</b>	<b>1840-2427</b>	<b>.758</b>	<b>1293</b>	<b>2455</b>	<b>3748</b>	<b>2518</b>	<b>2187-39</b>	<b>652</b>	<b>1427</b>	<b>464</b>	<b>9884</b>	<b>120.5</b>

# 1983-84 GAME-BY-GAME

## 37-45 (FIFTH IN MIDWEST DIVISION)

DATE	OPPONENT	W-L	SCORE	REC.	ATT.	HI-SCORER	HI-REBOUNDER
<b>OCTOBER RECORD: 1-1 (HOME: 1-0, ROAD: 0-1)</b>							
10-29	@ Houston	L	100-106	0-1	14,116	23-Mitchell	10-Gilmore
10-30	DALLAS	W	123-101	1-1	8,219	35-Gervin	10-Gilmore
<b>NOVEMBER RECORD: 5-11 (HOME: 5-3, ROAD: 0-8)</b>							
11-1	PORTLAND	L	124-126	1-2	7,612	27-Banks	10-Banks
11-3	@ Phoenix	L	120-142	1-3	9,166	21-Gilmore	8-Mitchell
11-5	@ Utah	L	118-124	1-4	6,704	36-Gervin	9-Banks
11-6	SEATTLE	W	132-115	2-4	7,556	32-Gervin	10-Gilmore
11-9	UTAH	W	105-99	3-4	10,579	25-Banks	15-Gilmore
11-11	@ Dallas	L	105-112	3-5	13,010	23-Gilmore	15-Gilmore
11-12	DENVER	W	126-107	4-5	8,258	22-Banks/Edmonson	15-Gilmore
11-15	@ Golden State	L	112-115	4-6	7,450	39-Gervin	10-Banks
11-17	KANSAS CITY	L	126-129	4-7	7,192	35-Gervin	10-Gilmore
11-19	NEW JERSEY	W	109-100	5-7	8,890	32-Gervin	14-Gilmore
11-22	@ Dallas	W	117-118	5-8	11,220	21-Moore	9-Gilmore
11-23	PHILADELPHIA	L	106-113	5-9	13,825	25-Gervin	20-Gilmore
11-25	SAN DIEGO	W	133-120	6-9	8,562	36-Gervin	14-Gilmore
11-27	@ Cleveland	L	106-114	6-10	3,782	25-Gervin	9-Gilmore
11-29	@ New York	L	106-118	6-11	9,632	30-Gervin	17-Gilmore
11-30	@ Boston	L	106-130	6-12	14,890	33-Gervin	11-Mitchell
<b>DECEMBER RECORD: 6-8 (HOME: 5-2, ROAD: 1-6)</b>							
12-2	CHICAGO	W	123-94	7-12	7,948	32-Gervin	11-Gilmore
12-4	PHOENIX	L	106-122	7-13	7,941	21-Gervin	14-Gilmore
12-6	@ Portland	L	118-130	7-14	12,666	23-Mitchell	10-Gilmore
12-7	@ San Diego	L	102-106	7-15	4,150	34-Gervin	10-Moore
12-9	Utah @ Las Vegas	W	126-117	8-15	7,258	36-Mitchell	12-Mitchell
12-10	WASHINGTON	W	125-102	9-15	7,654	34-Gervin	11-Gilmore
12-14	SAN DIEGO	W	129-114	10-15	9,209	25-Gervin	12-Banks
12-16	INDIANA	W	120-92	11-15	7,856	22-Banks	13-Banks
12-17	@ Atlanta	L	108-113	11-16	5,246	33-Mitchell	12-Gilmore
12-20	@ Washington	L	106-108 (OT)	11-17	6,562	43-Gervin	19-Gilmore
12-21	@ Philadelphia	L	121-122	11-18	13,278	43-Gervin	9-Mitchell
12-23	@ Kansas City	L	122-126	11-19	5,356	30-Gilmore	11-Gilmore
12-27	BOSTON	L	100-115	11-20	13,112	18-Gervin	9-Mitchell
12-29	KANSAS CITY	W	136-127	12-20	8,572	44-Gervin	16-Gilmore
<b>JANUARY RECORD: 8-5 (HOME: 7-1, ROAD: 1-4)</b>							
1-3	UTAH	W	137-124	13-20	7,830	35-Gervin	11-Gilmore
1-6	@ Los Angeles	W	124-117	14-20	17,505	27-Mitchell	12-Banks
1-7	@ Golden State	L	133-154	14-21	11,491	26-Gilmore	11-Mitchell
1-10	@ Portland	L	120-133	14-22	12,666	26-Gilmore	9-Gilmore
1-11	@ Denver	L	155-163	14-23	9,429	36-Gervin	9-Banks
1-13	HOUSTON	W	133-103	15-23	12,935	40-Gervin	14-Banks
1-15	PORTLAND	W	126-111	16-23	9,890	34-Gervin	14-Gilmore
1-18	DENVER	W	148-127	17-23	8,679	37-Gervin	21-Gilmore
1-20	@ Houston	L	104-138	17-24	13,577	24-Gilmore	8-Gilmore
1-21	LOS ANGELES	W	113-108	18-24	13,972	19-Mitchell	18-Gilmore
1-24	SEATTLE	W	117-109	19-24	8,179	35-Gervin	12-Banks
1-26	GOLDEN STATE	W	123-116	20-24	7,926	39-Gervin	12-Gilmore
1-31	NEW YORK	L	113-117	20-25	8,153	41-Gervin	14-Gilmore
<b>FEBRUARY RECORD: 5-11 (HOME: 0-6, ROAD: 5-5)</b>							
2-2	@ Golden State	L	107-117	20-26	5,802	40-Gervin	10-Gilmore
2-3	@ Seattle	L	106-121	20-27	9,590	18-Banks	10-Gilmore
2-5	LOS ANGELES	L	98-110	20-28	10,414	23-Gilmore	10-Lucas
2-7	@ Phoenix	L	131-136	20-29	9,323	25-Lucas	10-Mitchell
2-8	KANSAS CITY	L	110-118	20-30	7,137	33-Mitchell	11-Mitchell
2-10	@ Milwaukee	W	132-127	21-30	10,489	29-Lucas	10-Gilmore
2-11	@ Detroit	W	123-118	22-30	35,364	27-Mitchell	11-Gilmore
2-13	@ Indiana	W	117-108	23-30	8,234	26-Gervin	10-Gilmore
2-15	@ New Jersey	W	114-108	24-30	10,878	30-Mitchell	9-Mitchell
2-17	@ Chicago	W	111-109	25-30	5,894	32-Gervin	9-Gilmore
2-19	DETROIT	L	140-142 (OT)	25-31	12,507	47-Mitchell	9-Jones
2-21	PHOENIX	L	111-114 (OT)	25-32	10,397	20-Brewer/Jones	18-Gilmore
2-22	@ Denver	L	121-127	25-33	11,818	22-Brewer	10-Banks
2-23	@ Utah	L	142-143 (2OT)	25-34	10,358	41-Mitchell	10-Mitchell
2-25	MILWAUKEE	L	119-130	25-35	9,670	20-Banks	11-Roberts
2-28	DALLAS	L	104-116	25-36	7,583	44-Mitchell	10-Jones
<b>MARCH RECORD: 7-7 (HOME: 6-1, ROAD: 1-6)</b>							
3-1	@ Portland	L	96-121	25-37	12,666	17-Mitchell	12-Mitchell
3-3	@ Phoenix	L	106-120	25-38	10,875	30-Mitchell	11-Jones
3-6	CLEVELAND	W	129-122	26-38	5,833	37-Mitchell	11-Lucas
3-10	HOUSTON	W	125-118	27-38	11,647	36-Mitchell	10-Banks/McNamara
3-13	DALLAS	W	137-131 (2OT)	28-38	8,315	34-Gervin	25-Jones
3-15	@ Los Angeles	L	124-143	28-39	17,505	31-Mitchell	9-Jones
3-16	@ Seattle	L	123-126	28-40	10,706	27-Mitchell	14-Mitchell
3-18	@ San Diego	W	140-135	29-40	4,357	42-Gervin	8-McNamara
3-20	ATLANTA	W	135-132 (3OT)	30-40	8,505	43-Mitchell	15-Jones
3-22	UTAH	W	129-126	31-40	9,833	39-Mitchell	10-Banks
3-24	@ Kansas City	L	118-125	31-41	13,747	28-Gervin	8-Mitchell
3-27	GOLDEN STATE	W	117-116 (OT)	32-41	9,373	25-Mitchell	11-Banks/Jones
3-30	@ Denver	L	136-145	32-42	13,329	33-Mitchell	10-Banks/McNamara
3-31	SEATTLE	L	106-124	32-43	10,649	17-Mitchell/Jones	15-Roberts
<b>APRIL RECORD: 5-2 (HOME: 4-0, ROAD: 1-2)</b>							
4-3	LOS ANGELES	W	137-109	33-43	9,790	28-Mitchell	8-Mitchell/Gilmore
4-6	@ Dallas	L	118-131	33-44	14,575	35-Mitchell	12-Jones
4-7	SAN DIEGO	W	126-112	34-44	9,435	34-Mitchell	9-Jones/McNamara
4-10	HOUSTON	W	121-111	35-44	7,996	39-Gervin	12-Banks
4-12	@ Kansas City	L	102-114	35-45	12,994	25-Mitchell/Gervin	14-Gilmore
4-13	@ Houston	W	129-128 (OT)	36-45	10,789	28-Banks	13-Banks/Gilmore
4-15	DENVER	W	157-154	37-45	6,267	25-Paxson	12-Banks

# 1984-85 RECAP



Mike Mitchell

## RECORD

41-41 (30-11 home: 11-30 road)  
Tied for fourth in Midwest Division

## HONORS

George Gervin, NBA All-Star

## PLAYOFFS

Lost to Denver, First Round, 3-2

## SPURS LEADERS

Scoring: Mike Mitchell 22.2 ppg  
Rebounding: Artis Gilmore 10.4 rpg  
Assists: Johnny Moore 10.0 apg

Head Coach: Cotton Fitzsimmons  
Assistants: Scotty Robertson  
& Gary Fitzsimmons

## 1984-85 SEASON NOTES

- Cotton Fitzsimmons was named head coach in May.
- The Spurs welcomed several new faces during the season ... first round draft pick Alvin Robertson was an instant contributor as a rookie ... guard John Lucas was traded to Houston on 10/4/84 ... then in December the Spurs made four deals in a 10-day period: Mark McNamara was sent to Kansas City for Billy Knight ... Jeff Cook was obtained from Cleveland in exchange for Edgar Jones and cash ... Marc Iavaroni was acquired from the Sixers for a draft choice ... and, finally, Fred Roberts was shipped to Utah for a pair of second round picks.
- Mike Mitchell led the team in scoring, averaging 22.2 ppg ... this broke a streak of eight straight seasons in which George Gervin had led the Spurs in scoring ... Mitchell and Gervin both hit point plateaus during the season ... Mitchell scored his 10,000th career point vs. Cleveland on 11/10 and Iceman scored his 25,000th point on 2/22 at Phoenix.
- Johnny Moore finished the season ranked third in the NBA in assists, with 10.0 apg, and ranked second in the league in steals, with 2.79 spg ... Moore turned in one of the best games of his career vs. Golden State on 1/8 when he finished with 26 points, 13 assists, 11 rebounds and 9 steals.
- The Spurs set a franchise record, shooting .513 percent from the field during the 1984-85 season.

## 1984-85 SPURS FINAL STATISTICS (41-41)


PLAYER	G	MIN	3-POINT						REBOUNDING			SCORING				SCORING		
			FGM-FGA	PCT.	FGM-FGA	PCT.	FTM-FTA	PCT.	OFF	DEF	TOT	AST	PF-DQ	STL	TO	BLK	PTS	AVG.
Mitchell	82	2853	775-1558	.497	5-23	.217	269-346	.777	145	272	417	151	219-1	61	144	27	1824	22.2
Gervin	72	2091	600-1182	.508	0-10	.000	324-384	.844	79	155	234	178	208-2	66	198	48	1524	21.2
Gilmore	81	2756	532-854	.623	0-2	.000	484-646	.749	231	615	846	131	306-4	40	241	173	1548	19.1
Moore	82	2689	416-910	.457	25-89	.281	189-248	.762	94	284	378	816	247-3	229	236	18	1046	12.8
Banks	82	2091	289-493	.586	1-3	.333	199-257	.774	133	312	445	234	220-3	65	140	13	778	9.5
Robertson	79	1685	299-600	.498	4-11	.364	124-169	.734	116	149	265	275	217-1	127	167	24	726	9.2
E. Jones	18	322	44-91	.484	0-1	.000	41-51	.804	16	46	62	18	52-1	9	28	18	129	7.2
Iavaroni	57	1178	150-323	.464	0-4	.000	81-122	.664	84	191	275	113	193-5	31	103	32	381	6.7
Paxson	78	1259	196-385	.509	10-34	.294	84-100	.840	19	49	68	215	117-0	45	81	3	486	6.2
Knight	52	611	125-285	.439	10-24	.417	51-57	.895	40	56	96	59	48-0	14	57	1	311	6.0
Roberts	22	305	44-98	.449	0-0	.000	29-38	.763	10	25	35	22	45-0	10	21	12	117	5.3
Cook	54	848	92-174	.529	0-0	.000	30-37	.811	81	129	210	39	150-2	25	32	14	214	4.0
Brewer	9	81	13-34	.382	0-0	.000	7-7	1.000	1	2	3	6	8-0	1	4	1	33	3.7
O. Jones	67	888	106-180	.589	0-1	.000	33-83	.398	65	173	238	56	139-1	30	61	57	245	3.7
Thirdkill	2	52	5-11	.455	0-0	.000	5-6	.833	5	2	7	3	5-0	2	2	1	15	7.5
McNamara	12	63	12-18	.667	0-0	.000	9-18	.500	7	10	17	0	5-0	2	6	1	33	2.8
Townes	1	8	0-6	.000	0-0	.000	2-2	1.000	1	0	1	0	1-0	0	0	0	2	2.0
<b>SPURS</b>	<b>82</b>		<b>3698-7202</b>	<b>.513</b>	<b>55-202</b>	<b>.272</b>	<b>1961-2571</b>	<b>.763</b>	<b>1127</b>	<b>2470</b>	<b>3597</b>	<b>2316</b>	<b>2180-23</b>	<b>757</b>	<b>1542</b>	<b>443</b>	<b>9412</b>	<b>114.8</b>
<b>OPPONENTS</b>	<b>82</b>		<b>3644-7348</b>	<b>.496</b>	<b>72-242</b>	<b>.298</b>	<b>1977-2548</b>	<b>.776</b>	<b>1136</b>	<b>2265</b>	<b>3401</b>	<b>2283</b>	<b>2154-26</b>	<b>749</b>	<b>1489</b>	<b>472</b>	<b>9337</b>	<b>113.9</b>

# 1984-85 GAME-BY-GAME

## 41-41 (TIED FOR FOURTH IN MIDWEST DIVISION)

DATE	OPPONENT	W-L	SCORE	REC.	ATT.	HI-SCORER	HI-REBOUNDER
<b>OCTOBER RECORD: 2-0 (HOME: 2-0)</b>							
10-27	LA LAKERS	W	113-112	1-0	13,506	32-Gervin	11-Gilmore
10-30	DENVER	W	126-118	2-0	6,677	18-Gervin/Moore	9-O. Jones
<b>NOVEMBER RECORD: 5-9 (HOME: 4-3, ROAD: 1-6)</b>							
11-1	@ Golden State	W	123-108	3-0	3,980	33-Mitchell	12-Gilmore
11-2	@ LA Lakers	L	100-119	3-1	13,550	20-Mitchell	7-O. Jones/Robertson
11-4	NEW YORK	W	131-130 (OT)	4-1	8,033	30-Gervin	20-Gilmore
11-6	SEATTLE	W	99-91	5-1	8,065	20-Gilmore	15-Gilmore
11-7	@ Utah	L	124-136	5-2	8,814	35-Gervin	14-Gilmore
11-10	CLEVELAND	W	127-103	6-2	9,939	42-Gervin	15-Gilmore
11-13	@ Chicago	L	117-120	6-3	9,866	26-Gervin	8-O. Jones
11-14	@ Washington	L	106-125	6-4	5,014	19-Mitchell	10-O. Jones
11-16	@ Indiana	L	117-128 (OT)	6-5	10,074	33-Gilmore	14-Gilmore
11-17	@ Houston	L	133-141	6-6	10,016	26-Gervin	8-Gilmore/E. Jones
11-21	DETROIT	W	101-114	6-7	8,524	25-Gilmore	12-Gilmore
11-24	UTAH	L	117-123	6-8	8,164	27-Gilmore	15-Gilmore
11-27	HOUSTON	L	97-114	6-9	11,930	23-Gilmore	9-Gilmore/O. Jones
11-29	DALLAS	W	124-118	7-9	7,069	30-Gervin	14-Gilmore
<b>DECEMBER RECORD: 7-9 (HOME: 5-1, ROAD: 2-8)</b>							
12-1	LA CLIPPERS	W	142-110	8-9	7,790	19-Mitchell	9-Banks
12-4	ATLANTA	W	114-106	9-9	8,044	24-Gilmore	15-Gilmore
12-6	@ Portland	L	96-113	9-10	12,666	30-Gervin	9-Gilmore
12-7	@ Seattle	W	117-114	10-10	5,950	30-Gilmore	8-Gilmore/Banks
12-9	@ LA Clippers	L	123-126	10-11	7,092	25-Mitchell	11-O. Jones
12-11	@ Kansas City	L	120-121	10-12	5,667	27-Gilmore	8-Gilmore
12-12	DENVER	W	126-106	11-12	7,077	23-Gilmore	10-Moore
12-14	@ Dallas	L	102-119	11-13	10,337	17-Gervin	9-Gilmore
12-15	PHOENIX	W	120-111	12-13	8,413	38-Mitchell	16-Gilmore
12-18	@ Cleveland	L	110-118	12-14	3,370	32-Mitchell	9-Iavaroni
12-19	@ Philadelphia	L	118-123	12-15	12,153	26-Moore	10-Banks
12-21	@ New Jersey	W	122-116	13-15	10,615	30-Gervin	11-Gilmore
12-22	@ Milwaukee	L	90-101	13-16	9,587	23-Mitchell	8-Iavaroni
12-26	@ Denver	L	119-130	13-17	7,673	33-Gervin	17-Gilmore
12-27	PORTLAND	W	141-120	14-17	7,782	31-Gervin	15-Gilmore
12-29	BOSTON	L	112-120	14-18	15,180	26-Gilmore	19-Gilmore
<b>JANUARY RECORD: 8-5 (HOME: 6-2, ROAD: 2-3)</b>							
1-3	DALLAS	W	116-115	15-18	7,068	33-Gervin	10-Banks/Moore
1-6	@ LA Lakers	L	96-99	15-19	13,513	27-Moore	8-Iavaroni/Gilmore
1-8	GOLDEN STATE	W	130-94	16-19	6,578	26-Moore	12-Iavaroni
1-11	PORTLAND	L	103-123	16-20	9,277	23-Gervin	10-Gilmore
1-15	UTAH	W	121-101	17-20	6,886	27-Robertson	10-Gilmore/Moore
1-17	@ Kansas City	W	141-130	18-20	5,995	32-Banks	10-Banks
1-19	PHOENIX	W	106-100	19-20	10,580	26-Gilmore	16-Gilmore
1-22	KANSAS CITY	W	117-113	20-20	7,958	26-Robertson	16-Gilmore
1-23	@ Dallas	L	110-122	20-21	17,007	26-Gervin	9-Gilmore
1-25	@ Houston	W	122-107	21-21	13,169	42-Gervin	10-Gilmore
1-27	MILWAUKEE	L	93-106	21-22	9,511	35-Mitchell	13-Gilmore
1-29	NEW JERSEY	W	130-127	22-22	7,007	47-Gervin	13-Gilmore
1-31	@ Seattle	L	94-96	22-23	5,826	20-Mitchell	12-Gilmore
<b>FEBRUARY RECORD: 6-8 (HOME: 4-2, ROAD: 2-6)</b>							
2-1	@ Portland	W	104-93	23-23	12,666	40-Mitchell	10-Gilmore
2-2	@ Utah	L	104-105	23-24	11,963	33-Gervin	10-Gilmore
2-4	GOLDEN STATE	W	114-109 (OT)	24-24	6,918	27-Gervin	13-Gilmore
2-6	@ Kansas City	L	116-135	24-25	3,629	22-Mitchell	7-Iavaroni
2-7	LA CLIPPERS	W	120-106	25-25	7,356	23-Gervin	19-Iavaroni
2-12	KANSAS CITY	W	127-109	26-25	7,155	23-Gervin/Moore	11-Iavaroni
2-14	PHOENIX	W	131-102	27-25	7,948	24-Gervin	9-Cook
2-15	@ Denver	L	119-129	27-26	13,661	39-Gervin	10-Gilmore
2-18	@ LA Clippers	L	121-125	27-27	9,613	28-Gervin	20-Gilmore
2-20	WASHINGTON	L	104-105	27-28	8,541	31-Gervin	8-Mitchell/Gervin
2-22	@ Phoenix	W	118-111	28-28	12,258	32-Gervin	9-Moore
2-24	PORTLAND	L	121-137	28-29	8,969	32-Mitchell	10-Gilmore
2-26	@ New York	L	122-129	28-30	8,887	29-Mitchell	12-Gilmore
2-27	@ Boston	L	102-111	28-31	14,890	20-Mitchell	13-Jones
<b>MARCH RECORD: 10-7 (HOME: 6-2, ROAD: 4-5)</b>							
3-1	@ Detroit	W	106-96	29-31	17,470	36-Mitchell	16-Gilmore
3-2	@ Atlanta	W	105-92	30-31	6,142	26-Gilmore	12-Gilmore
3-4	PHILADELPHIA	W	109-103	31-31	12,450	23-Gilmore	9-Banks
3-6	INDIANA	W	106-102	32-31	8,486	29-Mitchell	10-Mitchell
3-7	@ Phoenix	L	117-119	32-32	11,450	36-Mitchell	7-Banks/Gilmore
3-9	HOUSTON	L	117-123	32-33	14,722	29-Mitchell	14-Gilmore
3-12	@ Golden State	L	122-145	32-34	6,516	23-Gilmore	9-Gilmore
3-14	@ Seattle	W	100-93	33-34	5,580	25-Mitchell	7-Gilmore/Cook
3-15	@ LA Lakers	L	114-115	33-35	16,130	37-Gervin	12-Banks
3-17	DENVER	W	124-119	34-35	8,672	23-Gervin/Moore	8-Iavaroni
3-19	@ Dallas	L	89-96	34-36	17,007	22-Gervin	9-Gilmore
3-20	CHICAGO	W	106-96	35-36	10,018	31-Mitchell	12-Mitchell
3-22	DALLAS	L	114-123	35-37	12,015	20-Banks/Gervin	10-Banks
3-24	SEATTLE	W	104-99	36-37	7,300	16-Gilmore	11-Jones
3-27	GOLDEN STATE	W	121-120	37-37	8,820	29-Gervin	9-Gilmore
3-29	@ Utah	L	109-114	37-38	9,372	38-Mitchell	11-Gilmore
3-31	@ LA Clippers	W	126-115	38-38	9,204	32-Mitchell	10-Cook
<b>APRIL RECORD: 3-3 (HOME: 3-1, ROAD: 0-2)</b>							
4-3	LA LAKERS	W	122-108	39-38	11,627	36-Mitchell	14-Mitchell
4-5	@ Denver	L	109-118	39-39	16,362	34-Mitchell	7-Iavaroni/Mitch/Gilmore
4-7	HOUSTON	W	126-105	40-39	9,178	32-Gilmore	10-Gilmore
4-9	@ Houston	L	103-124	40-40	11,702	29-Gilmore	13-Gilmore
4-12	KANSAS CITY	W	117-112	41-40	7,317	34-Mitchell	14-Gilmore
4-14	UTAH	L	102-104	41-41	7,826	31-Mitchell	15-Gilmore

# 1985-86 RECAP



Artis Gilmore

## RECORD

35-47 (21-20 home: 14-27 road)  
Sixth in Midwest Division

## HONORS

Alvin Robertson, NBA Defensive Player of the Year  
Alvin Robertson, NBA Most Improved Player Award  
Alvin Robertson, NBA Steals Title  
Alvin Robertson, All-NBA Second Team  
Alvin Robertson, All-Defensive Second Team  
Alvin Robertson, NBA All-Star

## PLAYOFFS

Lost to Los Angeles, First Round, 3-0

## SPURS LEADERS

Scoring: Mike Mitchell 23.4 ppg  
Rebounding: Artis Gilmore 8.5 rpg  
Assists: Wes Matthews 6.3 apg

Head Coach: Cotton Fitzsimmons  
Assistant: Bob Bass

## 1985-86 SEASON NOTES

- During the off-season there was a major debate as to whether the Spurs would continue to play in the HemisFair Arena or move to the Freeman Coliseum.
- An era ended on 10/24 as the Spurs traded George Gervin to Chicago in exchange for David Greenwood.
- Tragedy struck the Spurs on 12/26 when point guard Johnny Moore was hospitalized with Desert Fever ... the sickness ended the season for Moore and cut his promising career short ... after contracting the disease Moore returned to play in 112 games with the Spurs, but never regained the form he had shown in his early days.
- Alvin Robertson was the Spurs bright spot during the 1985-86 season ... the second-year guard led the NBA in steals, averaging 3.67 per contest ... he set NBA records for the most steals in a single season, with 301, and for the highest steals-per-game average, with 3.67 spg ... he recorded one of four quadruple-doubles in NBA history finishing with 20 points, 11 rebounds, 10 assists and 10 steals vs. the Suns on 2/18.

## 1985-86 SPURS FINAL STATISTICS (35-47)


PLAYER	G	MIN	3-POINT				REBOUNDING				SCORING					SCORING			
			FGM-FGA	PCT.	FGM-FGA	PCT.	FTM-FTA	PCT.	OFF	DEF	TOT	AVG.	AST	PF-DQ	STL	TO	BLK	PTS	AVG.
Mitchell	82	2970	802-1697	.473	0-12	.000	317-392	.809	134	275	409	5.0	188	175-0	56	184	25	1921	23.4
Robertson	82	2878	562-1093	.514	8-29	.276	260-327	.795	184	332	516	6.3	448	296-4	301	256	40	1392	17.0
Gilmore	71	2395	423-684	.618	0-1	.000	338-482	.701	166	434	600	8.5	102	239-3	39	186	108	1184	16.7
Johnson	71	1828	362-573	.632	0-0	.000	259-373	.694	143	319	462	6.5	95	291-13	44	191	66	983	13.8
Moore	28	856	150-303	.495	4-22	.182	59-86	.686	25	61	86	3.1	252	78-0	70	81	6	363	13.0
Lamp	30	620	136-271	.502	4-17	.235	56-69	.812	19	60	79	2.6	53	67-0	19	38	1	332	11.1
Matthews	75	1853	320-603	.531	4-25	.160	173-211	.820	30	101	131	1.7	476	168-1	87	232	32	817	10.9
Greenwood	68	1910	198-388	.510	0-1	.000	142-184	.772	151	380	531	7.8	90	207-3	37	113	52	538	7.9
Sundvold	70	1150	220-476	.462	21-60	.350	39-48	.813	22	58	80	1.1	261	110-0	34	85	0	500	7.1
Williams	23	397	50-131	.382	2-6	.333	62-64	.969	13	24	37	1.6	111	64-1	28	51	3	164	7.1
Hughes	68	866	152-372	.409	3-17	.176	49-84	.583	49	64	113	1.7	61	79-0	26	63	5	356	5.2
Wilkins	27	522	51-134	.381	0-0	.000	28-46	.609	34	93	127	4.7	18	71-1	8	20	10	130	4.8
Tavaroni	42	669	74-163	.454	0-2	.000	43-67	.642	42	90	132	3.1	53	109-0	22	51	14	191	4.5
Higgins	11	128	18-40	.450	0-2	.000	11-16	.688	5	19	24	2.2	12	21-0	2	5	3	47	4.3
Corbin	16	174	27-64	.422	0-1	.000	10-14	.714	11	14	25	1.6	11	21-0	11	12	2	64	4.0
Cook	34	356	28-67	.418	0-1	.000	26-41	.634	31	50	81	2.4	21	64-0	13	11	11	82	2.4
Brittain	32	219	22-43	.512	0-0	.000	10-19	.526	10	39	49	1.5	5	5-1	3	20	12	54	1.7
Whately	2	14	1-2	.500	0-0	.000	0-0	.000	0	0	0	0.0	3	1-0	0	4	0	2	1.0
<b>SPURS</b>	<b>82</b>		<b>3596-7104</b>	<b>.506</b>	<b>46-196</b>	<b>.235</b>	<b>1882-2523</b>	<b>.746</b>	<b>1069</b>	<b>2413</b>	<b>3482</b>	<b>42.5</b>	<b>2260</b>	<b>2115-27</b>	<b>800</b>	<b>1624</b>	<b>390</b>	<b>9120</b>	<b>111.2</b>
<b>OPPONENTS</b>	<b>82</b>		<b>3629-7365</b>	<b>.493</b>	<b>98-322</b>	<b>.304</b>	<b>1916-2491</b>	<b>.769</b>	<b>1157</b>	<b>2304</b>	<b>3461</b>	<b>42.2</b>	<b>2269</b>	<b>2108-32</b>	<b>800</b>	<b>1519</b>	<b>453</b>	<b>9272</b>	<b>113.1</b>

# 1985-86 GAME-BY-GAME

## 35-47 (SIXTH IN MIDWEST DIVISION)

DATE	OPPONENT	W-L	SCORE	REC.	ATT.	HI-SCORER	HI-REBOUNDER
<b>OCTOBER RECORD: 1-2 (HOME: 1-1, ROAD: 0-1)</b>							
10-26	LA LAKERS	L	116-121 (2OT)	0-1	10,875	23-Mitchell	11-Iavaroni
10-29	UTAH	W	124-112	1-1	5,213	23-Robertson	20-Greenwood
10-30	@ Utah	L	100-102	1-2	9,376	20-Mitchell/Gilmore	9-Gilmore
<b>NOVEMBER RECORD: 8-6 (HOME: 6-1, ROAD: 2-5)</b>							
11-1	DALLAS	W	116-107	2-2	7,084	24-Mitchell	11-Gilmore/Greenwood
11-2	@ Houston	L	98-111	2-3	12,747	18-Hughes	9-Iavaroni/Greenwood
11-5	@ Milwaukee	L	97-126	2-4	10,107	17-Mitchell	9-Gilmore
11-6	@ Washington	W	81-80	3-4	4,254	18-Robertson	10-Gilmore/Robertson
11-8	@ Philadelphia	W	107-96	4-4	13,212	24-Mitchell/Johnson	8-Mitchell
11-11	NEW JERSEY	W	111-104	5-4	8,196	30-Mitchell	11-Gilmore
11-14	@ Denver	L	109-112	5-5	7,946	22-Mitchell	10-Robertson
11-16	SEATTLE	W	97-96 (OT)	6-5	8,036	33-Mitchell	15-Gilmore
11-19	SACRAMENTO	L	99-103	6-6	5,486	18-Mitchell	11-Gilmore
11-20	@ Phoenix	L	100-121	6-7	8,964	21-Johnson	11-Gilmore
11-22	INDIANA	W	108-96	7-7	7,054	31-Mitchell	14-Johnson
11-24	@ LA Lakers	L	102-118	7-8	15,259	24-Mitchell	8-Gilmore
11-27	WASHINGTON	W	104-97	8-8	7,742	25-Moore	9-Robertson
11-29	LA CLIPPERS	W	134-106	9-8	7,266	25-Gilmore	11-Johnson
<b>DECEMBER RECORD: 10-5 (HOME: 4-1, ROAD: 6-4)</b>							
12-1	@ Portland	W	117-106	10-8	12,666	34-Mitchell	15-Gilmore
12-3	@ Seattle	L	103-123	10-9	7,754	30-Mitchell	9-Gilmore
12-5	@ Dallas	W	120-116	11-9	16,897	25-Gilmore	14-Gilmore
12-6	CHICAGO	L	123-131	11-10	13,960	23-Robertson	11-Robertson
12-8	GOLDEN STATE	W	121-114	12-10	5,572	26-Mitchell	13-Gilmore
12-10	@ Chicago	W	109-107	13-10	7,892	29-Robertson	13-Gilmore
12-11	@ Indiana	L	101-114	13-11	6,605	30-Moore	7-Johnson
12-13	@ Detroit	W	119-113	14-11	11,142	29-Mitchell	9-Robertson
12-14	@ New York	L	96-106	14-12	12,279	26-Mitchell	14-Greenwood
12-17	PORTLAND	W	126-118	15-12	5,955	29-Gilmore	10-Johnson
12-20	@ LA Clippers	W	119-104	16-12	5,790	32-Robertson	14-Greenwood
12-21	@ Denver	W	128-118	17-12	11,002	41-Robertson	13-Greenwood
12-26	LA LAKERS	W	109-91	18-12	15,786	26-Johnson	13-Robertson
12-28	DENVER	W	116-112	19-12	12,812	33-Gilmore	17-Gilmore
12-30	@ Portland	L	110-125	19-13	12,666	30-Gilmore	11-Gilmore
<b>JANUARY RECORD: 6-10 (HOME: 3-6, ROAD: 3-4)</b>							
1-2	@ Sacramento	L	106-114	19-14	10,333	23-Matthews	7-Mitchell
1-4	@ Golden St.	W	122-116	20-14	5,526	34-Robertson	12-Greenwood
1-6	PHILADELPHIA	L	102-108	20-15	11,513	27-Mitchell	9-Johnson/Gilmore
1-9	@ Houston	L	110-120	20-16	14,963	31-Johnson	10-Johnson/Gilmore
1-10	GOLDEN STATE	W	124-97	21-16	7,326	21-Johnson	10-Greenwood
1-12	UTAH	L	102-106	21-17	6,510	22-Mitchell	16-Gilmore
1-13	@ Phoenix	L	96-121	21-18	11,024	18-Robertson	8-Cook
1-15	HOUSTON	L	113-119	21-19	9,396	31-Robertson	8-Gilmore/Robertson
1-17	NEW YORK	W	113-100	22-19	9,631	22-Gilmore	13-Gilmore
1-19	@ Portland	W	116-105	23-19	12,666	24-Robertson	12-Johnson
1-21	LA CLIPPERS	L	96-97	23-20	5,585	24-Robertson	9-Greenwood
1-24	@ Denver	W	113-96	24-20	15,790	23-Gilmore	19-Gilmore
1-25	DALLAS	L	107-123	24-21	9,539	23-Robertson	12-Gilmore
1-27	DETROIT	L	117-118	24-22	6,092	36-Mitchell	9-Mitchell
1-29	@ Dallas	L	114-126	24-23	16,649	20-Mitchell/Robertson	9-Greenwood
1-30	CLEVELAND	W	112-99	25-23	5,093	26-Mitchell	10-Mitchell/Gilmore
<b>FEBRUARY RECORD: 5-8 (HOME: 4-4, ROAD: 1-4)</b>							
2-1	PHOENIX	L	111-112	25-24	6,993	30-Mitchell	12-Johnson
2-3	@ Utah	W	112-104	26-24	10,537	26-Gilmore	12-Gilmore
2-4	SEATTLE	W	124-119 (OT)	27-24	5,503	30-Gilmore	10-Mitchell
2-6	DENVER	L	95-100	27-25	7,270	23-Gilmore	16-Gilmore
2-11	DALLAS	L	107-121	27-26	6,858	27-Mitchell	7-Mitchell
2-13	HOUSTON	W	119-115	28-26	8,875	25-Gilmore	9-Gilmore
2-16	SACRAMENTO	W	113-94	29-26	7,342	16-Lamp	10-Greenwood
2-18	PHOENIX	W	120-114	30-26	7,835	27-Mitchell	11-Johnson/Robertson
2-20	@ Sacramento	L	106-107	30-27	10,333	21-Robertson	8-Robertson
2-22	MILWAUKEE	L	115-120	30-28	10,463	25-Gilmore	11-Robertson
2-24	@ Cleveland	L	114-124	30-29	7,745	28-Mitchell	9-Robertson
2-26	@ Boston	L	100-120	30-30	14,890	16-Mitchell	9-Greenwood
2-28	@ New Jersey	L	110-113	30-31	10,402	10-Mitchell	10-Gilmore
<b>MARCH RECORD: 3-13 (HOME: 2-4, ROAD: 1-9)</b>							
3-1	@ Atlanta	L	108-116	30-32	8,638	31-Gilmore	13-Gilmore
3-4	@ Golden State	L	126-129	30-33	6,058	25-Mitchell	10-Johnson
3-7	LA CLIPPERS	W	142-126	31-33	6,795	30-Robertson	14-Greenwood
3-8	@ Houston	L	117-126	31-34	15,333	24-Mitchell	11-Mitchell
3-11	@ Sacramento	L	120-132	31-35	10,333	31-Mitchell	14-Greenwood
3-13	BOSTON	L	119-135	31-36	14-218	30-Mitchell	10-Greenwood
3-14	@ Utah	L	121-146	31-37	12,219	34-Mitchell	8-Greenwood
3-16	@ Seattle	L	115-129	31-38	8,123	31-Mitchell	9-Greenwood
3-18	@ Dallas	L	113-120	31-39	16,937	37-Mitchell	14-Johnson
3-19	ATLANTA	W	115-112	32-39	11,567	27-Greenwood/Robertson	12-Greenwood
3-21	LA LAKERS	L	109-117	32-40	13,860	32-Mitchell	8-Wilkins
3-23	SEATTLE	L	104-107	32-41	6,615	29-Matthews	12-Mitchell
3-24	@ LA Lakers	L	102-124	32-42	17,505	18-Robertson	10-Johnson
3-26	@ LA Clippers	W	106-97	33-42	9,153	18-Mitchell	8-Johnson/Wilkins
3-27	@ Golden State	L	118-121	33-43	5,745	44-Mitchell	7-Wilkins
3-29	UTAH	L	102-110	33-44	7,020	26-Mitchell	11-Gilmore
<b>APRIL RECORD: 2-3 (HOME: 1-3, ROAD: 1-0)</b>							
4-1	SACRAMENTO	L	99-109	33-45	5,371	24-Mitchell	16-Greenwood
4-3	HOUSTON	L	110-136	33-46	7,219	33-Mitchell	12-Greenwood
4-6	DENVER	L	106-124	33-47	6,266	33-Mitchell	9-Greenwood
4-9	@ Phoenix	W	114-102	34-47	9,384	22-Mitchell	8-Johnson
4-13	PORTLAND	W	123-118	35-47	6,573	40-Mitchell	14-Greenwood

# 1986-87 RECAP



Alvin Robertson

## RECORD

28-54 (21-20 home: 7-34 road)  
Sixth in Midwest Division

## HONORS

Alvin Robertson, NBA Steals Title  
Alvin Robertson, All-Defensive First Team  
Alvin Robertson, NBA All-Star

## PLAYOFFS

None

## SPURS LEADERS

Scoring: Alvin Robertson 17.7 ppg  
Rebounding: David Greenwood 9.9 rpg  
Assists: Alvin Robertson 5.2 apg

Head Coach: Bob Weiss

Assistant: Lee Rose

## 1986-87 SEASON NOTES

- Following the 1985-86 season, Bob Weiss replaced Cotton Fitzsimmons as head coach.
- Alvin Robertson led the NBA in steals for the second consecutive season.
- The 5 millionth fan entered the HemisFair Arena on 11/13 and witnessed the Spurs 600th professional win as the Spurs defeated Cleveland 115-102 in front of a crowd of 5,335.
- Several players joined (and left) the Spurs during the season ... on 6/20 the Spurs obtained Mychal Thompson and Larry Krystkowiak from Portland in exchange for Steve Johnson ... on 12/18 the Spurs sent rookie center Kevin Duckworth to Portland for rookie forward Walter Berry ... then, on 2/13, the Spurs sent Thompson to the Lakers for Frank Brickowski and Petur Gudmundsson.

## 1986-87 SPURS FINAL STATISTICS (28-54)

PLAYER	G	MIN	3-POINT				REBOUNDING				SCORING								
			FGM-FGA	PCT.	FGM-FGA	PCT.	FTM-FTA	PCT.	OFF	DEF	TOT	AVG.	AST	PF-DQ	STL	TO	BLK	PTS	AVG.
Robertson	81	2697	589-1264	.466	13-48	.271	244-324	.753	186	238	424	5.2	421	264-2	260	243	35	1435	17.7
Berry	56	1567	401-758	.529	0-3	.000	186-287	.648	132	170	302	5.4	104	188-2	36	153	40	988	17.6
Mitchell	40	922	208-478	.435	1-2	.500	92-112	.821	38	65	103	2.6	38	68-0	19	51	9	509	12.7
Thompson	49	1210	230-528	.436	1-1	1.000	144-196	.735	91	185	276	5.6	87	117-0	31	77	41	605	12.3
Greenwood	79	2587	336-655	.513	3-6	.500	241-307	.785	256	527	783	9.9	237	248-3	71	161	50	916	11.6
Gilmore	82	2405	346-580	.597	0-0	.000	242-356	.680	185	394	579	7.1	150	235-2	39	178	95	934	11.4
Sundvold	76	1765	365-751	.486	50-149	.336	70-84	.833	20	78	98	1.3	315	109-1	35	97	0	850	11.2
Dawkins	81	1682	334-764	.437	14-47	.298	153-191	.801	56	113	169	2.1	290	118-0	67	120	3	835	10.3
Corbin	31	732	113-264	.428	0-0	.000	49-67	.731	52	67	119	3.8	80	81-0	38	46	3	275	8.9
Moore	55	1234	198-448	.442	22-79	.278	56-70	.800	32	68	100	1.8	250	97-0	83	102	3	474	8.6
Krystkowiak	68	1004	170-373	.456	1-12	.083	110-148	.743	77	162	239	3.5	85	141-1	22	67	12	451	6.6
Jones	49	744	119-289	.412	7-19	.368	41-52	.788	39	56	95	1.9	66	68-0	32	38	18	286	5.8
Brickowski	7	83	10-30	.333	0-0	.000	10-11	.909	8	11	19	2.7	5	13-0	6	7	2	30	4.3
Nealy	60	980	84-192	.438	4-31	.129	51-69	.739	96	188	284	4.7	83	144-1	40	36	11	223	3.7
Duckworth	14	122	18-45	.400	0-0	.000	9-14	.643	13	18	31	2.2	6	27-0	5	4	3	45	3.2
McKenzie	6	42	7-28	.250	1-2	.500	2-2	1.000	2	5	7	1.1	1	9-0	1	3	0	17	2.8
Brittain	6	29	4-9	.444	0-0	.000	1-2	.500	2	2	4	0.7	2	3-0	1	2	0	9	1.5
<b>SPURS</b>	<b>82</b>		<b>3532-7456</b>	<b>.474</b>	<b>117-403</b>	<b>.290</b>	<b>1701-2292</b>	<b>.742</b>	<b>1285</b>	<b>2347</b>	<b>3632</b>	<b>44.3</b>	<b>2220</b>	<b>1930-12</b>	<b>786</b>	<b>1406</b>	<b>325</b>	<b>8882</b>	<b>108.3</b>
<b>OPPONENTS</b>	<b>82</b>		<b>3704-7310</b>	<b>.507</b>	<b>106-379</b>	<b>.280</b>	<b>1786-2364</b>	<b>.756</b>	<b>1100</b>	<b>2461</b>	<b>3561</b>	<b>43.4</b>	<b>2375</b>	<b>1844-16</b>	<b>699</b>	<b>1417</b>	<b>463</b>	<b>9300</b>	<b>113.1</b>




# 1986-87 GAME-BY-GAME

## 28-54 (SIXTH IN MIDWEST DIVISION)

DATE	OPPONENT	W-L	SCORE	REC.	ATT.	HI-SCORER	HI-REBOUNDER
<b>OCTOBER RECORD: 0-1 (ROAD: 0-1)</b>							
10-31	@ Denver	L	104-134	0-1	14,835	16-Dawkins	6-Corbin
<b>NOVEMBER RECORD: 5-9 (HOME: 3-2, ROAD: 2-7)</b>							
11-1	DALLAS	W	108-105	1-1	13,340	23-Mitchell	11-Greenwood
11-4	@ Chicago	L	104-111	1-2	12,282	34-Mitchell	7-Robertson
11-5	@ New Jersey	W	112-103	2-2	6,799	25-Dawkins	11-Greenwood/Thompson
11-7	@ Philadelphia	L	97-114	2-3	12,564	24-Mitchell	9-Gilmore
11-8	@ Indiana	L	97-130	2-4	14,365	22-Thompson	8-Greenwood/Thompson
11-11	@ Houston	L	96-116	2-5	16,016	17-Robertson	10-Gilmore
11-13	CLEVELAND	W	115-102	3-5	5,335	23-Thompson	17-Greenwood
11-15	PHOENIX	L	109-116	3-6	6,640	31-Mitchell	9-Greenwood
11-19	LA LAKERS	L	108-117	3-7	5,581	34-Robertson	10-Robertson
11-21	@ Portland	L	114-127	3-8	12,666	34-Robertson	9-Thompson
11-22	@ LA Clippers	W	109-102	4-8	4,831	30-Robertson	10-Greenwood
11-25	NEW JERSEY	W	117-99	5-8	5,511	21-Robertson	8-Gilmore
11-28	@ Boston	L	96-111	5-9	14,890	30-Robertson	15-Greenwood
11-29	@ Washington	L	103-116	5-10	9,549	19-Robertson/Gilmore	9-Gilmore
<b>DECEMBER RECORD: 3-12 (HOME: 3-4, ROAD: 0-8)</b>							
12-2	@ Cleveland	L	105-115	5-11	6,473	23-Corbin	7-Greenwood/Gilmore
12-4	SEATTLE	L	102-109	5-12	5,893	23-Robertson	22-Greenwood
12-6	CHICAGO	W	106-97	6-12	11,939	30-Robertson	7-Gilmore/Thompson
12-9	PORTLAND	L	104-120	6-13	5,362	21-Thompson/Corbin	9-Thompson/Corbin
12-11	@ Seattle	L	107-113	6-14	5,056	19-Dawkins	15-Greenwood
12-13	GOLDEN STATE	L	102-117	6-15	6,486	21-Thompson	12-Thompson
12-16	@ Dallas	L	98-101	6-16	17,007	22-Robertson	15-Greenwood
12-17	PHOENIX	W	94-81	7-16	4,754	22-Sundvold	10-Thompson
12-19	@ Detroit	L	84-114	7-17	11,660	13-Greenwood/Sundvold	9-Gilmore
12-20	@ Atlanta	L	96-111	7-18	11,570	17-Thompson	9-Greenwood
12-22	@ New York	L	99-103	7-19	9,807	26-Dawkins	13-Gilmore
12-23	@ Milwaukee	L	108-110	7-20	11,052	25-Robertson	10-Greenwood/Thompson
12-27	DENVER	L	106-108	7-21	10,723	24-Gilmore	18-Greenwood
12-29	@ Utah	L	101-109	7-22	12,212	19-Dawkins	11-Greenwood
12-30	UTAH	W	115-109	8-22	6,465	29-Thompson	8-Robertson
<b>JANUARY RECORD: 7-7 (HOME: 4-3, ROAD: 3-4)</b>							
1-3	DALLAS	L	89-106	8-23	12,858	14-Berry	9-Greenwood/Robertson
1-6	INDIANA	L	99-101	8-24	5,407	24-Mitchell/Dawkins	9-Greenwood
1-7	@ Dallas	L	99-108	8-25	12,007	25-Robertson	13-Greenwood
1-9	@ Phoenix	W	115-100	9-25	12,625	25-Robertson	13-Greenwood
1-11	@ LA Lakers	L	109-111	9-26	15,794	20-Robertson/Sundvold	9-Greenwood
1-13	@ Golden State	L	109-111	9-27	8,546	20-Jones	14-Thompson
1-14	@ Seattle	L	104-130	9-28	5,068	24-Berry	13-Berry
1-17	UTAH	W	102-91	10-28	6,071	27-Robertson	25-Gilmore
1-19	LA CLIPPERS	W	113-106	11-28	5,428	27-Robertson	11-Berry
1-21	HOUSTON	L	91-111	11-29	11,256	20-Berry	9-Robertson
1-24	NEW YORK	W	108-101	12-29	9,149	31-Greenwood	15-Greenwood
1-27	DETROIT	W	118-107	13-29	5,841	22-Sundvold	7-Gilmore
1-29	@ Sacramento	W	113-107	14-29	10,333	24-Berry	11-Greenwood
1-30	@ LA Clippers	W	124-120 (OT)	15-29	6,590	25-Robertson	15-Greenwood
<b>FEBRUARY RECORD: 6-7 (HOME: 6-4, ROAD: 0-3)</b>							
2-1	MILWAUKEE	W	120-116	16-29	7,301	28-Robertson	17-Gilmore
2-3	GOLDEN STATE	W	111-103	17-29	5,926	24-Gilmore	23-Greenwood
2-5	SEATTLE	W	117-111	18-29	7,548	25-Sundvold	18-Greenwood
2-10	@ Houston	L	92-115	18-30	16,016	16-Berry/Sund/Dawk	10-Greenwood
2-11	WASHINGTON	L	108-133	18-31	6,857	24-Berry	10-Berry
2-13	LA CLIPPERS	L	96-110	18-32	7,506	29-Robertson	13-Greenwood
2-14	@ Utah	L	95-108	18-33	12,212	18-Berry	11-Berry
2-17	DENVER	W	131-126 (OT)	19-33	5,607	23-Robertson	13-Gilmore
2-20	@ Dallas	L	107-122	19-34	17,007	24-Sundvold	9-Robertson
2-21	BOSTON	L	113-121	19-35	15,786	29-Berry	15-Greenwood
2-24	SACRAMENTO	L	106-112	19-36	7,306	25-Mitchell	8-Berry
2-26	PHILADELPHIA	W	96-94	20-36	11,947	23-Berry/Robertson	7-Gilmore
2-28	DALLAS	W	123-98	21-36	10,919	30-Robertson	12-Greenwood
<b>MARCH RECORD: 5-10 (HOME: 3-3, ROAD: 2-7)</b>							
3-2	HOUSTON	L	100-105	21-37	7,947	26-Robertson	11-Greenwood
3-5	@ Denver	L	104-121	21-38	9,124	15-Berry/Robertson	11-Greenwood/Gilmore
3-6	SACRAMENTO	W	130-119	22-38	5,606	27-Robertson/Mitchell	6-Greenwood/Moore
3-8	@ Golden State	L	111-137	22-39	9,914	16-Greenwood	11-Greenwood
3-10	ATLANTA	L	106-113	22-40	8,769	27-Berry	10-Greenwood
3-12	@ Houston	L	112-121	22-41	16,279	19-Sundvold	16-Nealy
3-14	PHOENIX	W	121-108	23-41	7,791	21-Berry	11-Greenwood
3-16	@ Seattle	L	114-122	23-42	5,294	24-Kryskowiak	10-Robertson
3-17	@ Sacramento	W	108-106	24-42	10,333	30-Robertson	10-Robertson
3-20	@ LA Lakers	L	115-147	24-43	17,505	26-Berry	8-Nealy
3-22	@ LA Clippers	W	116-112 (OT)	25-43	6,449	25-Moore	16-Gilmore
3-24	HOUSTON	W	103-97	26-43	8,702	24-Gilmore	15-Greenwood
3-27	@ Utah	L	133-144	26-44	12,212	23-Nealy	12-Greenwood/Nealy
3-29	PORTLAND	L	113-135	26-45	8,784	24-Berry/Sundvold	15-Gilmore
3-31	@ Denver	L	106-111	26-46	8,214	21-Moore	14-Greenwood
<b>APRIL RECORD: 2-8 (HOME: 2-4, ROAD: 0-4)</b>							
4-1	UTAH	L	104-107	26-47	7,745	21-Berry/Gilmore	12-Greenwood
4-3	DENVER	L	106-116	26-48	6,469	27-Berry	14-Greenwood
4-5	GOLDEN STATE	L	119-120 (OT)	26-49	5,838	25-Robertson	13-Greenwood
4-8	SACRAMENTO	L	110-111	26-50	5,276	20-Berry/Greenwood	13-Greenwood
4-10	@ LA Lakers	L	121-131	26-51	17,505	24-Kryskowiak	16-Greenwood
4-11	@ Phoenix	L	116-136	26-52	10,595	22-Gilmore/Dawkins	10-Nealy
4-13	@ Sacramento	L	118-123	26-53	10,333	27-Berry/Greenwood	14-Berry
4-15	PORTLAND	W	123-112	27-53	6,827	27-Berry	12-Greenwood
4-17	LA LAKERS	W	115-103	28-53	12,872	23-Greenwood	15-Nealy
4-19	@ Portland	L	134-144	28-54	12,666	28-Dawkins	8-Gilmore

# 1987-88 RECAP



Johnny Dawkins

## RECORD

31-51 (23-18 home: 8-33 road)  
Fifth in Midwest Division

## HONORS

Alvin Robertson, All-Defensive Second Team

Alvin Robertson, NBA All-Star  
Greg Anderson, NBA All-Rookie Team

## PLAYOFFS

Lost to Los Angeles, First Round, 3-0

## SPURS LEADERS

Scoring: Alvin Robertson 19.6 ppg  
Rebounding: Frank Brickowski 6.9 rpg  
Assists: Johnny Dawkins 7.4 apg

Head Coach: Bob Weiss

Assistant: Lee Rose

## 1987-88 SEASON NOTES

- The biggest day of the season occurred during the summer and happened off the court ... on 6/22 the Spurs used the number one pick in the 1987 NBA Draft to select David Robinson of the Naval Academy ... on the same day the Spurs shipped aging center Artis Gilmore to Chicago in exchange for a second-round selection in the 1988 Draft.
- Robinson signed a contract with the Spurs on 11/6 and – before beginning his two-year tour with the Navy – the Admiral witnessed the Spurs lose to the defending NBA Champion Lakers 133-124.
- The Spurs paid tribute to George Gervin on 12/5 as his #44 jersey was retired by the franchise, joining James Silas as the second player in Spurs history to have his number retired.

## 1987-88 SPURS FINAL STATISTICS (31-51)


PLAYER	G	MIN	3-POINT				REBOUNDING				SCORING								
			FGM-FGA	PCT.	FGM-FGA	PCT.	FTM-FTA	PCT.	OFF	DEF	TOT	AVG.	AST	PF-DQ	STL	TO	BLK	PTS	AVG.
Robertson	82	2978	655-1408	.465	27-95	.284	273-365	.748	165	333	498	6.1	557	300-4	243	251	69	1610	19.6
Berry	73	1922	540-960	.563	0-0	.000	192-320	.600	176	219	395	5.4	110	207-2	55	162	63	1272	17.4
Brickowski	70	2227	425-805	.528	1-5	.200	268-349	.768	167	316	483	6.9	266	275-11	74	207	36	1119	16.0
Dawkins	65	2179	405-835	.485	19-61	.311	198-221	.896	66	138	204	3.1	480	95-0	88	154	2	1027	15.8
Mitchell	68	1501	378-784	.482	3-12	.250	160-194	.825	54	144	198	2.9	68	101-0	31	52	13	919	13.5
Anderson	82	1984	379-756	.501	1-5	.200	198-328	.604	161	352	513	6.3	79	228-1	54	143	122	957	11.7
Wood	38	830	120-282	.426	43-108	.398	69-91	.758	16	35	51	1.3	155	44-0	22	34	1	352	9.3
Greenwood	45	1236	151-328	.460	0-2	.000	83-111	.748	92	208	300	6.7	97	134-2	33	74	22	385	8.6
Sundvold	52	1024	176-379	.464	26-64	.406	43-48	.896	14	34	48	0.9	183	54-0	27	57	2	421	8.1
Gudmundsson	69	1017	139-280	.496	0-1	.000	117-145	.807	93	230	323	4.7	86	197-5	18	103	61	395	5.7
Wilson	18	373	36-99	.364	9-25	.360	23-29	.793	1	25	26	1.4	63	34-0	17	21	3	104	5.8
Davis	16	187	42-97	.433	1-15	.067	7-10	.700	15	23	38	2.4	17	25-0	0	13	3	92	5.8
Myers	22	328	43-95	.453	0-4	.000	26-39	.667	11	26	37	1.7	48	30-0	17	33	6	112	5.1
Nimphius	72	919	128-257	.498	0-1	.000	60-83	.723	62	91	153	2.1	53	141-2	22	49	56	316	4.4
Reliford	4	42	5-8	.625	0-0	.000	6-8	.750	2	5	7	1.8	1	3-0	0	4	3	16	4.0
Zevenbergen	8	58	15-27	.556	0-0	.000	0-2	.000	4	9	13	1.6	3	12-0	3	4	1	30	3.8
Blackwell	10	112	15-41	.366	2-11	.182	5-6	.833	2	4	6	0.6	18	16-0	3	8	0	37	3.7
Nealy	68	837	50-109	.459	1-2	.500	41-63	.651	82	140	222	3.3	49	94-0	29	27	5	142	2.1
Moore	4	51	4-9	.444	0-1	.000	0-0	.000	1	3	4	1.0	11	1-0	3	4	0	8	2.0
<b>SPURS</b>	<b>82</b>		<b>3706-7559</b>	<b>.490</b>	<b>133-412</b>	<b>.323</b>	<b>1769-2412</b>	<b>.733</b>	<b>1184</b>	<b>2335</b>	<b>3519</b>	<b>42.9</b>	<b>2344</b>	<b>1991-27</b>	<b>739</b>	<b>1418</b>	<b>468</b>	<b>9314</b>	<b>113.6</b>
<b>OPPONENTS</b>	<b>82</b>		<b>3851-7678</b>	<b>.502</b>	<b>157-450</b>	<b>.349</b>	<b>1855-2390</b>	<b>.776</b>	<b>1292</b>	<b>2513</b>	<b>3805</b>	<b>46.4</b>	<b>2470</b>	<b>1969-13</b>	<b>690</b>	<b>1427</b>	<b>537</b>	<b>9714</b>	<b>118.5</b>

# 1987-88 GAME-BY-GAME

## 31-51 (FIFTH IN MIDWEST DIVISION)

DATE	OPPONENT	W-L	SCORE	REC.	ATT.	HI-SCORER	HI-REBOUNDER
<b>NOVEMBER RECORD: 5-8 (HOME: 4-1, ROAD: 1-7)</b>							
11-6	@ Houston	L	102-108	0-1	16,611	21-Dawkins	9-Berry
11-7	DALLAS	W	130-106	1-1	14,172	30-Robertson	7-Brickowski/Nealy
11-10	LA LAKERS	W	124-133	1-2	13,751	28-Berry	11-Greenwood
11-12	SEATTLE	W	123-118	2-2	6,399	28-Dawkins	8-Brickowski/Anderson
11-14	@ Phoenix	L	113-124	2-3	9,686	22-Dawkins	7-Roberts/Gudmundsson
11-15	@ LA Lakers	L	130-147	2-4	17,505	23-Greenwood	8-Greenwood/Robertson
11-17	LA CLIPPERS	W	122-121 (OT)	3-4	8,892	24-Anderson	9-Anderson
11-20	@ Denver	L	142-156	3-5	8,831	31-Anderson	9-Gudmundsson
11-21	UTAH	W	120-119	4-5	7,459	22-Berry	8-Greenwood/Brickowski
11-23	@ New York	W	117-112	5-5	10,124	26-Dawkins	11-Berry
11-25	@ Indiana	L	122-133	5-6	10,655	22-Brickowski	13-Anderson
11-27	@ Detroit	L	111-143	5-7	30,743	18-Gudmundsson	9-Gudmundsson
11-28	@ Atlanta	L	100-124	5-8	12,215	21-Gudmundsson	11-Gudmundsson
<b>DECEMBER RECORD: 8-4 (HOME: 7-0, ROAD: 1-4)</b>							
12-2	HOUSTON	W	97-93	6-8	8,025	20-Dawkins	15-Brickowski
12-5	CHICAGO	W	110-101	7-8	15,786	20-Dawkins	12-Brickowski
12-8	UTAH	W	105-100	8-8	5,263	27-Brickowski	13-Greenwood
12-12	PHOENIX	W	129-110	9-8	7,262	30-Robertson	13-Gudmundsson
12-15	@ New Jersey	L	95-104	9-9	8,010	29-Brickowski	15-Brickowski
12-16	@ Philadelphia	L	102-114	9-10	9,278	24-Wood	14-Gudmundsson
12-18	DENVER	W	133-114	10-10	7,401	30-Berry	15-Brickowski
12-20	@ Portland	L	126-148	10-11	12,666	27-Wood	9-Berry
12-22	@ Sacramento	L	96-120	10-12	10,333	29-Robertson	6-Berry/Anderson
12-23	@ LA Clippers	W	111-97	11-12	7,763	31-Robertson	15-Greenwood
12-26	GOLDEN STATE	W	105-96	12-12	10,632	24-Robertson	12-Greenwood
12-30	SACRAMENTO	W	140-108	13-12	7,294	25-Dawkins	9-Greenwood
<b>JANUARY RECORD: 4-10 (HOME: 3-5, ROAD: 1-5)</b>							
1-2	DALLAS	L	109-116	13-13	12,426	28-Berry	13-Berry
1-4	@ LA Lakers	L	115-133	13-14	17,505	20-Robertson	9-Greenwood
1-5	@ Golden State	L	119-129	13-15	5,981	35-Robertson	9-Berry
1-7	@ Sacramento	W	124-119	14-15	10,333	30-Dawkins	9-Brickowski/Anderson
1-9	@ Seattle	L	133-141	14-16	11,565	37-Robertson	13-Anderson
1-13	ATLANTA	L	110-120	14-17	10,183	28-Berry	15-Gudmundsson
1-14	INDIANA	L	108-112	14-18	6,841	25-Robertson	11-Gudmundsson
1-15	PORTLAND	L	120-121	14-19	9,523	21-Brickowski/Wood	12-Brickowski/Nealy
1-19	MILWAUKEE	W	110-104	15-19	6,133	26-Brickowski	9-Greenwood/Robertson
1-22	@ Utah	L	106-119	15-20	12,212	24-Wood	15-Brickowski
1-23	LA CLIPPERS	W	106-100	16-20	7,369	25-Mitchell	10-Robertson
1-26	@ Dallas	L	111-125	16-21	17,007	21-Robertson	7-Anderson
1-27	CLEVELAND	L	102-112	16-22	5,940	27-Berry	10-Berry
1-30	SEATTLE	W	112-132 (OT)	17-22	8,319	23-Robertson	14-Anderson
<b>FEBRUARY RECORD: 4-9 (HOME: 3-5, ROAD: 1-4)</b>							
2-2	NEW JERSEY	W	118-106	18-22	5,400	28-Berry	10-Berry/Brickowski
2-4	DENVER	L	123-129	18-23	5,587	29-Robertson	12-Brickowski
2-9	@ Denver	L	108-136	18-24	8,492	25-Dawkins	7-Brickowski
2-10	BOSTON	L	120-136	18-25	15,770	32-Robertson	10-Brickowski
2-12	LA LAKERS	L	132-133	18-26	5,770	28-Robertson/Brick	9-Robertson
2-15	GOLDEN STATE	W	126-126	19-26	5,484	31-Berry	14-Robertson
2-18	@ Phoenix	W	122-114	19-27	10,086	31-Robertson	9-Brickowski
2-19	WASHINGTON	L	102-106	19-28	5,147	26-Brickowski	10-Nealy
2-21	@ Portland	L	112-117	19-29	12,666	27-Mitchell	14-Greenwood
2-22	@ Golden State	L	111-123	19-30	7,992	29-Anderson	21-Anderson
2-24	PHILADELPHIA	W	123-121 (OT)	20-30	6,766	23-Robertson	10-Anderson/Brickowski
2-26	HOUSTON	W	111-107	21-30	11,056	30-Berry	12-Anderson
2-28	@ Houston	L	95-108	21-31	16,611	16-Berry	10-Anderson
<b>MARCH RECORD: 5-12 (HOME: 4-4, ROAD: 1-8)</b>							
3-1	PHOENIX	W	114-109	22-31	5,151	29-Berry	13-Anderson
3-4	SACRAMENTO	L	132-134	22-32	6,347	28-Mitchell	7-Berry
3-5	@ Utah	L	106-125	22-33	12,444	23-Mitchell	6-Gud/Mitchell/Greenwood
3-6	@ Milwaukee	L	101-119	22-34	11,062	23-Robertson	10-Brickowski
3-9	@ Boston	L	118-119	22-35	14,890	20-Mitchell	8-Gudmundsson
3-11	@ Cleveland	L	107-117	22-36	12,294	20-Berry	8-Anderson/Brickowski
3-12	@ Chicago	L	92-112	22-37	18,368	29-Berry	8-Dawkins
3-14	@ Washington	L	106-112	22-38	5,236	22-Berry	8-Anderson
3-16	LA CLIPPERS	W	113-110	23-38	5,066	31-Mitchell	12-Anderson
3-18	SEATTLE	L	110-118 (OT)	23-39	7,353	29-Mitchell	9-Anderson
3-19	UTAH	W	113-110	24-39	6,351	25-Nimphius	12-Robertson
3-21	NEW YORK	L	133-121	24-40	5,802	27-Berry	8-Brick/Robertson/Nealy
3-22	@ Denver	L	109-136	24-41	10,746	24-Sundvold	7-Anderson/Robertson
3-25	DETROIT	W	107-106	25-41	8,596	25-Sundvold	13-Anderson
3-26	@ Dallas	L	112-131	25-42	17,007	26-Dawkins	9-Anderson
3-29	PORTLAND	L	113-136	25-43	7,842	25-Robertson	9-Berry
3-31	@ Seattle	W	117-115	26-43	9,210	21-Robertson	11-Anderson
<b>APRIL RECORD: 5-8 (HOME: 2-3, ROAD: 3-5)</b>							
4-1	@ LA Clippers	W	106-91	27-43	8,966	28-Brickowski	9-Brickowski/Anderson
4-3	@ Portland	L	107-110	27-44	12,606	22-Mitchell	13-Anderson
4-5	@ Golden State	W	117-104	28-44	8,263	26-Robertson	9-Anderson
4-6	@ Sacramento	L	108-115	28-45	10,333	23-Robertson	9-Berry
4-8	DENVER	L	124-129	28-46	6,697	36-Mitchell	13-Robertson
4-12	HOUSTON	W	127-119	29-46	6,673	34-Brickowski	15-Brickowski
4-13	@ Phoenix	L	118-123	29-47	10,822	31-Berry	9-Berry
4-15	SACRAMENTO	W	118-112	30-47	5,949	25-Sundvold	8-Anderson
4-16	@ Utah	L	82-107	30-48	12,444	14-Mitchell/Nimphius	9-Gudmundsson
4-19	LA LAKERS	L	126-133	30-49	12,456	40-Robertson	10-Anderson
4-21	@ Houston	W	117-116	31-49	16,611	24-Robertson	11-Gudmundsson
4-22	@ Dallas	L	96-127	31-50	17,007	20-Robertson	10-Gudmundsson
4-24	DALLAS	L	109-119	31-51	7,297	28-Anderson	11-Anderson

# 1988-89 RECAP



Willie Anderson

## RECORD

21-61 (18-23 home: 3-38 road)  
Fifth in Midwest Division

## PLAYOFFS

None

## HONORS

Willie Anderson, NBA All-Rookie First Team

## SPURS LEADERS

Scoring: Willie Anderson 18.6 ppg  
Rebounding: Greg Anderson 8.2 rpg  
Assists: Johnny Dawkins 7.0 apg

Head Coach: Larry Brown  
Assistants: Gregg Popovich, R.C. Buford,  
Alvin Gentry & Ed Manning

## 1988-89 SEASON NOTES

- On 5/28 Red McCombs became full owner of the Spurs, purchasing the team from his fellow investors for \$47 million ... one of McCombs first moves was to fire Bob Weiss and hire Larry Brown as head coach.
- The Spurs finished the season with a 21-61 record ... the Spurs were just 3-38 on the road during the year and set a club record with 20-straight losses on the road.
- A total of 22 players suited up for the Spurs during the season and Greg Anderson was the only player to appear in all 82 games for the Spurs.
- Rookie Willie Anderson was one of the few bright spots for San Antonio ... he was named to the NBA All-Rookie First Team and he became the first Spur rookie ever to lead the team in scoring, averaging 18.6 points per game ... Anderson was the runner-up in Rookie of the Year voting behind Mitch Richmond of the Kings.

## 1988-89 SPURS FINAL STATISTICS (21-61)


PLAYER	G	GS	MIN	3-POINT				REBOUNDING			SCORING								
				FGM-FGA	PCT.	FTM-FTA	PCT.	OFF	DEF	TOT	AST	PF-DQ	STL	TOT BLK	PTS	AVG.			
W. Anderson	81	79	2738	640-1285	.498	4-21	.190	224-289	.775	152	265	417	372	295-8	150	261	62	1508	18.6
Robertson	65	65	2287	465-962	.483	9-45	.200	183-253	.723	157	227	384	393	259-6	197	231	36	1122	17.3
Dawkins	32	30	1083	177-400	.443	0-4	.000	100-112	.893	32	69	101	224	64-0	55	111	0	454	14.2
G. Anderson	82	56	2401	460-914	.503	0-3	.000	207-403	.514	255	421	676	61	221-2	102	180	103	1127	13.7
Brickowski	64	60	1822	337-654	.515	0-2	.000	201-281	.715	148	258	406	131	252-10	102	165	35	875	13.7
Maxwell	79	36	2065	357-827	.432	32-129	.248	181-243	.745	49	153	202	301	136-0	86	178	8	927	11.7
Cook	36	0	757	147-315	.467	6-31	.194	46-56	.821	21	38	59	84	77-0	43	62	4	346	9.6
Vincent	24	3	551	91-219	.416	0-1	.000	35-51	.686	36	56	92	22	52-0	5	37	3	217	9.0
Bowie	18	5	438	72-144	.500	1-5	.200	10-15	.667	25	31	56	29	43-1	18	22	4	155	8.6
Natt	10	0	185	25-66	.379	0-0	.000	35-48	.729	16	16	32	11	19-0	2	19	2	85	8.5
Greenwood	38	15	912	105-247	.425	0-0	.000	84-105	.800	92	146	238	55	123-2	30	55	24	294	7.7
King	46	11	791	141-327	.431	8-32	.250	37-48	.771	33	107	140	79	97-2	27	74	7	327	7.1
Comegys	67	10	1119	166-341	.487	0-2	.000	106-161	.658	112	122	234	30	160-2	42	85	63	438	6.5
M. Anderson	36	12	730	73-175	.417	1-7	.143	57-82	.695	44	45	89	153	64-0	44	84	3	204	5.7
Smrek	43	18	623	72-153	.471	0-0	.000	49-76	.645	42	87	129	12	102-2	13	48	58	193	4.5
Gudmundsson	5	3	70	9-25	.360	0-0	.000	3-4	.750	5	11	16	5	15-0	1	8	1	21	4.2
Jones	7	0	92	9-25	.360	0-0	.000	8-13	.615	6	10	16	7	8-0	2	7	2	26	3.7
Roth	47	3	464	52-143	.364	2-10	.200	52-76	.684	20	36	56	48	55-0	19	33	4	158	3.4
Whitehead	52	4	580	69-176	.392	0-0	.000	30-45	.667	49	80	129	17	107-1	22	22	4	168	3.2
Mitchell	2	0	33	2-9	.222	0-0	.000	1-4	.250	1	2	3	1	2-0	1	4	0	5	2.5
Smart	2	0	12	0-2	.000	0-1	.000	2-2	1.000	0	1	1	2	0-0	0	2	0	2	1.0
Stroeder	1	0	2	0-0	.000	0-0	.000	0-0	.000	0	0	0	0	2-0	0	1	0	0	0.0
<b>SPURS</b>	<b>82</b>			<b>3469-7409</b>	<b>.468</b>	<b>63-293</b>	<b>.215</b>	<b>1651-2367</b>	<b>.698</b>	<b>1295</b>	<b>2181</b>	<b>3476</b>	<b>2037</b>	<b>2153-36</b>	<b>961</b>	<b>1712</b>	<b>423</b>	<b>8652</b>	<b>105.5</b>
<b>OPPONENTS</b>	<b>82</b>			<b>3486-7148</b>	<b>.488</b>	<b>172-532</b>	<b>.323</b>	<b>2105-2714</b>	<b>.776</b>	<b>1256</b>	<b>2462</b>	<b>3718</b>	<b>2062</b>	<b>1938-21</b>	<b>915</b>	<b>1728</b>	<b>545</b>	<b>9249</b>	<b>112.8</b>

# 1988-89 GAME-BY-GAME

## 21-61 (FIFTH IN MIDWEST DIVISION)

DATE	OPPONENT	W-L	SCORE	REC.	ATT.	HI-SCORER	HI-REBOUNDER
<b>NOVEMBER RECORD: 5-8 (HOME: 4-3, ROAD: 1-5)</b>							
11-5	LA LAKERS	W	122-107	1-0	15,861	30-Robertson/W. And.	8-Robertson
11-8	@ Houston	L	102-120	1-1	16,611	22-Dawkins	13-G. Anderson
11-9	MIAMI	W	117-92	2-1	9,226	29-W. Anderson	7-Greenwd/G. And/Dawk
11-11	@ Dallas	L	102-115	2-2	17,007	19-Cook	10-Greenwd/G. And/Robt
11-12	UTAH	L	96-105	2-3	11,889	30-Dawkins	17-G. Anderson
11-16	DETROIT	L	88-94	2-4	11,991	19-Dawkins/G. And.	13-G. Anderson
11-17	@ Denver	L	112-139	2-5	10,079	23-Dawkins	4-Grnw/W. And/Dawk
11-19	CHARLOTTE	L	105-107	2-6	10,863	24-W. And/Robertson	13-G. Anderson
11-23	ATLANTA	W	119-109	3-6	11,874	22-W. And/G. And/Rob	12-G. Anderson
11-25	@ Utah	L	95-115	3-7	12,444	24-G. Anderson	9-G. Anderson
11-26	PHOENIX	W	117-104	4-7	10,583	34-Robertson	11-G. Anderson/Robertson
11-29	@ Atlanta	L	104-120	4-8	13,133	26-G. Anderson	17-G. Anderson
11-30	@ Miami	L	105-101	5-8	14,298	27-Robertson	8-Robertson/Brickowski
<b>DECEMBER RECORD: 2-12 (HOME: 2-5, ROAD: 0-7)</b>							
12-3	NEW YORK	W	122-109	6-8	12,826	23-Robertson	8-G. Anderson
12-6	SEATTLE	L	107-112	6-9	8,557	28-Robertson	9-G. Anderson
12-8	CLEVELAND	L	95-104	6-10	9,521	19-Dawkins	10-Brickowski
12-11	@ Portland	L	123-128 (OT)	6-11	12,848	25-Brickowski	12-Brickowski
12-13	@ Sacramento	L	89-108	6-12	16,517	21-Dawkins	10-Greenwood
12-15	@ Seattle	L	107-122	6-13	9,117	27-W. Anderson	17-G. Anderson
12-17	GOLDEN STATE	L	113-123	6-14	9,162	25-W. Anderson	9-G. Anderson
12-18	@ Houston	L	109-120	6-15	16,611	29-G. Anderson	10-G. Anderson
12-20	@ Phoenix	L	110-128	6-16	9,550	14-Dawkins/G. And.	7-Robertson
12-21	SACRAMENTO	W	125-107	7-16	8,879	17-G. Anderson	9-Robertson
12-23	LA CLIPPERS	L	108-114	7-17	10,443	22-W. Anderson	11-W. Anderson
12-26	@ Miami	L	109-111	7-18	15,008	23-G. Anderson	12-Brickowski
12-27	@ Dallas	L	101-110	7-19	17,007	25-Robertson	6-W. Anderson
12-30	BOSTON	L	99-112	7-20	15,861	23-G. Anderson	8-G. Anderson
<b>JANUARY RECORD: 5-10 (HOME: 4-4, ROAD: 1-6)</b>							
1-3	DENVER	W	129-105	8-20	7,965	24-W. Anderson	17-Greenwood
1-5	PHILADELPHIA	W	119-104	9-20	10,552	36-W. Anderson	7-W. Anderson
1-7	@ Golden State	W	104-102	10-20	13,913	36-W. Anderson	12-Greenwood
1-8	@ LA Lakers	L	96-126	10-21	17,505	19-W. Anderson	8-G. Anderson
1-11	HOUSTON	L	117-122 (OT)	10-22	11,966	29-Maxwell	13-Greenwood
1-12	@ Utah	L	91-115	10-23	12,444	16-Brickowski	10-G. Anderson
1-14	PORTLAND	L	99-103	10-24	12,864	27-Robertson	12-Greenwood
1-16	@ New York	L	106-116	10-25	19,591	20-W. Anderson	12-G. Anderson
1-17	@ New Jersey	L	112-117	10-26	8,534	25-W. Anderson	9-G. And/Brick/Grnw
1-19	@ Washington	L	112-115	10-27	6,146	30-Robertson	9-Brickowski
1-23	MIAMI	W	119-101	11-27	9,404	26-W. Anderson	7-Greenwood
1-25	UTAH	L	103-107	11-28	9,925	25-G. Anderson	10-Greenwood
1-27	@ Dallas	L	82-126	11-29	17,007	16-Brickowski/Natt	9-G. And/Brick
1-28	HOUSTON	L	91-96	11-30	15,496	23-Maxwell	8-G. Anderson
1-31	DENVER	W	117-111	12-30	8,041	26-Maxwell	13-G. Anderson
<b>FEBRUARY RECORD: 1-12 (HOME: 0-3, ROAD: 1-9)</b>							
2-3	@ LA Clippers	W	106-101	13-30	9,450	21-Maxwell	12-G. Anderson
2-4	@ Portland	L	100-137	13-31	12,848	15-G. And/W. And	12-G. Anderson
2-7	@ Sacramento	L	99-114	13-32	16,517	26-W. Anderson	9-G. Anderson/Brickowski
2-9	CHICAGO	L	103-108	13-33	15,861	19-Brick/W. And/Max	9-Brickowski
2-14	@ Seattle	L	113-129	13-34	11,506	18-W. Anderson	7-G. Anderson
2-15	@ Golden State	L	96-133	13-35	13,941	21-M-Anderson	9-Brickowski
2-18	@ Utah	L	93-107	13-36	12,444	22-Brickowski	9-Comegys
2-20	DALLAS	L	93-105	13-37	9,326	24-Brickowski	8-King
2-22	GOLDEN STATE	L	107-118	13-38	9,427	26-Brickowski	18-G. Anderson
2-24	@ Indiana	L	93-112	13-39	10,306	22-Maxwell	9-G. And/Comegys
2-25	@ Charlotte	L	113-124	13-40	23,388	28-W. Anderson	10-Brickowski
2-27	@ Milwaukee	L	96-105	13-41	14,862	22-Brickowski	10-G. Anderson
2-28	@ Chicago	L	102-121	13-42	17,416	22-W. Anderson	8-W. Anderson
<b>MARCH RECORD: 6-10 (HOME: 6-2, ROAD: 0-8)</b>							
3-2	@ Cleveland	L	84-112	13-43	17,996	16-G. And/Comegys	7-G. Anderson
3-4	DENVER	W	106-89	14-43	11,940	24-Brickowski	9-Comegys/Brickowski
3-7	PORTLAND	L	103-116	14-44	8,592	27-Brickowski	8-W. Anderson
3-9	NEW JERSEY	W	112-98	15-44	10,484	29-Robertson	10-G. Anderson
3-11	DALLAS	W	97-90	16-44	12,748	20-W. Anderson	9-G. Anderson
3-13	LA CLIPPERS	L	103-115	16-45	9,402	20-W. Anderson	7-Comegys/G. And.
3-15	MILWAUKEE	W	110-108	17-45	8,778	25-W. Anderson	11-G. Anderson
3-16	@ Denver	L	102-119	17-46	12,083	19-Maxwell	11-Vincent/Smrek
3-18	UTAH	W	114-98	18-46	13,228	27-Robertson	11-Robertson
3-20	@ Boston	L	108-119	18-47	14,890	20-Brickowski	9-Brickowski/Smrek
3-22	@ Detroit	L	99-115	18-48	21,454	20-Brickowski	7-Brickowski
3-24	@ Philadelphia	L	122-135	18-49	13,128	26-Brickowski	6-Brickowski
3-25	@ Miami	L	105-107	18-50	14,298	30-W. Anderson	10-Robertson
3-28	WASHINGTON	W	130-114	19-50	10,139	29-W. Anderson	10-G. Anderson
3-30	@ LA Lakers	L	98-138	19-51	17,505	17-W. Anderson	11-G. Anderson
3-31	@ LA Clippers	L	106-109	19-52	10,599	24-W. And/Robertson	15-Brickowski
<b>APRIL RECORD: 2-9 (HOME: 2-6, ROAD: 0-3)</b>							
4-4	MIAMI	W	109-87	20-52	9,736	22-W. Anderson	12-G. Anderson
4-6	SACRAMENTO	W	122-116	21-52	10,859	28-Maxwell	9-Robertson
4-8	INDIANA	L	126-128 (OT)	21-53	11,045	31-W. Anderson	10-Robertson
4-10	SEATTLE	L	89-102	21-54	12,448	22-W. Anderson	8-Robertson
4-12	LA LAKERS	L	100-107	21-55	15,861	22-Maxwell	7-W. Anderson
4-14	DALLAS	L	110-118	21-56	10,720	24-Robertson	9-Robertson
4-15	@ Phoenix	L	91-137	21-57	14,471	23-Robertson	10-G. Anderson
4-17	@ Houston	L	91-99	21-58	16,611	20-Vincent	8-G. And/Whitehead
4-19	HOUSTON	L	84-99	21-59	12,176	18-Robertson	8-G. Anderson
4-20	@ Denver	L	113-136	21-60	13,163	24-Bowie	9-G. Anderson
4-22	PHOENIX	L	111-121	21-61	12,995	24-W. Anderson	8-W. Anderson

# 1989-90 RECAP



David Robinson

## RECORD

56-26 (34-7 home: 22-19 road)  
First in Midwest Division

## HONORS

David Robinson, NBA Rookie of the Year  
David Robinson, IBM Award  
David Robinson, All-NBA Third Team  
David Robinson, All-Defensive Second Team  
David Robinson, NBA All-Star  
David Robinson, NBA All-Rookie First Team  
Sean Elliott, NBA All-Rookie Second Team  
Bob Bass, NBA Executive of the Year

## PLAYOFFS

Defeated Denver, First Round, 3-0  
Lost to Portland,  
Western Conference Semifinals, 4-3

## SPURS LEADERS

Scoring: David Robinson 24.3 ppg  
Rebounding: David Robinson 12.0 rpg  
Assists: Rod Strickland 8.0 apg  
Head Coach: Larry Brown  
Assistants: Gregg Popovich, R.C. Buford & Alvin Gentry

## 1989-90 SEASON NOTES

- The Spurs made several moves during the off-season and assembled a new-look team for the 1989-90 season ... on 5/28 the Spurs obtained All-Star forward Terry Cummings from Milwaukee in exchange for Alvin Robertson ... in the 1989 NBA Draft the Spurs selected forward Sean Elliott with the third overall choice ... and on 8/28 the Spurs sent Johnny Dawkins and Jay Vincent to the Sixers in exchange for Maurice Cheeks, David Wingate and Christian Welp ... in addition, Caldwell Jones and Zarko Paspalj were signed as free agents ... of course the biggest addition was David Robinson, who completed his two-year Navy commitment ... in all, nine new faces were on the Spurs 1989-90 roster.
- All the moves worked as the Spurs set what was an NBA record at the time for the biggest turnaround between two seasons, increasing their win total by 35 over the 1988-89 campaign (56 wins vs. 21 in '88-89).
- David Robinson was named the NBA Rookie of the Month each month of the season.
- The Spurs made one final big move during the season, sending Mo Cheeks to the Knicks in exchange for Rod Strickland on 2/21 ... on the same day the Spurs traded guard Vernon Maxwell to the Rockets for cash.

## 1989-90 SPURS FINAL STATISTICS (56-26)


PLAYER	G	GS	MIN	3-POINT					REBOUNDING			SCORING							
				FGM-FGA	PCT.	FGM-FGA	PCT.	FTM-FTA	PCT.	OFF	DEF	TOT	AST	PF-DQ	STL	TO	BLK	PTS	AVG.
Robinson	82	81	3002	690-1300	.531	0-2	.000	613-837	.732	303	680	983	164	259-3	138	257	319	1993	24.3
Cummings	81	78	2821	728-1532	.475	19-59	.322	343-440	.780	226	451	677	219	286-1	110	202	52	1818	22.4
Anderson	82	81	2788	532-1082	.492	7-26	.269	217-290	.748	115	257	372	364	252-3	111	198	58	1288	15.7
Strickland	31	24	1121	173-370	.468	2-9	.222	91-148	.615	47	86	133	249	89-3	57	85	6	439	14.2
Cheeks	50	49	1766	215-450	.478	1-9	.111	114-137	.832	39	128	167	302	46-0	82	85	5	545	10.9
Elliott	81	69	2032	311-647	.481	1-9	.111	187-216	.866	127	170	297	154	172-0	45	112	14	810	10.0
Maxwell	49	2	1118	133-306	.435	15-52	.288	59-95	.621	35	106	141	146	79-0	42	71	5	340	6.9
Wingate	78	2	1856	220-491	.448	0-13	.000	87-112	.777	62	133	195	208	154-2	89	127	18	527	6.8
Brickowski	78	12	1438	211-387	.545	0-2	.000	95-141	.674	89	238	327	105	226-4	66	93	37	517	6.6
Williams	10	0	68	19-42	.452	0-5	.000	4-6	.667	3	5	8	5	16-0	1	4	3	42	4.2
Paspalj	28	1	181	27-79	.342	0-1	.000	18-22	.818	15	15	30	10	37-0	3	21	7	72	2.6
Jones	72	2	885	67-144	.465	1-5	.200	38-54	.704	76	154	230	20	146-2	20	48	27	173	2.4
Moore	53	8	516	47-126	.373	8-34	.235	16-27	.593	16	36	52	82	55-0	32	39	3	118	2.2
Blab	7	0	50	6-11	.545	0-0	.000	3-6	.500	1	8	9	1	9-0	0	5	0	15	2.1
Lebo	4	0	32	2-7	.286	0-0	.000	2-2	1.000	2	2	4	3	7-0	2	1	0	6	1.5
Welp	13	1	56	7-23	.304	0-0	.000	1-2	.500	7	5	12	5	21-0	1	6	0	15	1.2
<b>SPURS</b>	<b>82</b>			<b>3388-6997</b>	<b>.484</b>	<b>54-226</b>	<b>.239</b>	<b>1888-2535</b>	<b>.745</b>	<b>1163</b>	<b>2474</b>	<b>3637</b>	<b>2037</b>	<b>1854-18</b>	<b>799</b>	<b>1399</b>	<b>554</b>	<b>8718</b>	<b>106.3</b>
<b>OPPONENTS</b>	<b>82</b>			<b>3269-7090</b>	<b>.461</b>	<b>231-624</b>	<b>.370</b>	<b>1663-2169</b>	<b>.767</b>	<b>1125</b>	<b>2241</b>	<b>3366</b>	<b>1967</b>	<b>1919-20</b>	<b>760</b>	<b>1420</b>	<b>416</b>	<b>8432</b>	<b>102.8</b>

# 1989-90 GAME-BY-GAME

## 56-26 (FIRST IN MIDWEST DIVISION)

DATE	OPPONENT	W-L	SCORE	REC.	ATT.	HI-SCORER	HI-REBOUNDER
<b>NOVEMBER RECORD: 8-5 (HOME: 5-1, ROAD: 3-4)</b>							
11-4	LA LAKERS	W	106-98	1-0	15,868	23-Robinson	17-Robinson
11-6	PORTLAND	L	104-108	1-1	14,278	21-Cummings	18-Robinson
11-10	@ Utah	L	92-106	1-2	12,616	27-Robinson	13-Robinson
11-11	DENVER	W	122-108	2-2	15,198	28-Robinson	11-Robinson
11-14	@ Milwaukee	L	97-108	2-3	14,120	22-Anderson	8-Anderson
11-15	@ Minnesota	W	86-76	3-3	20,382	22-Cummings	13-Robinson
11-17	@ Philadelphia	L	101-108	3-4	18,168	20-Robinson	14-Robinson
11-18	@ New Jersey	W	110-95	4-4	13,269	23-Robinson	15-Robinson
11-21	PHOENIX	W	107-98	5-4	13,726	20-Robinson	15-Robinson
11-24	@ LA Clippers	W	90-89	6-4	13,916	22-Elliott	12-Anderson
11-26	@ LA Lakers	L	112-132	6-5	17,505	25-Robinson	6-Cummings/Robinson
11-28	SEATTLE	W	117-104	7-5	12,113	32-Cummings	12-Robinson
11-30	DALLAS	W	93-89	8-5	12,110	20-Cummings	17-Robinson
<b>DECEMBER RECORD: 11-2 (HOME: 7-0, ROAD: 4-2)</b>							
12-2	CHARLOTTE	W	118-110	9-5	13,371	32-Robinson	18-Robinson
12-6	GOLDEN STATE	W	121-119	10-5	10,588	28-Robinson	12-Cummings/Robinson
12-8	@ Dallas	W	99-93	11-5	17,007	29-Robinson	14-Robinson
12-9	NEW JERSEY	W	109-92	12-5	14,930	26-Robinson	8-Cummings
12-12	@ Atlanta	L	94-102	12-6	12,760	18-Cummings/Cheeks	7-Brickowski
12-14	HOUSTON	W	104-100	13-6	15,353	26-Cummings	10-Elliott
12-16	ORLANDO	W	125-116	14-6	12,159	29-Cummings	16-Robinson
12-20	SACRAMENTO	W	103-100	15-6	12,457	26-Cummings/Rob	15-Robinson
12-22	@ Phoenix	W	119-115	16-6	14,487	29-Cummings	11-Robinson
12-23	UTAH	W	115-98	17-6	15,910	28-Cummings	8-Robinson
12-26	@ Charlotte	W	107-82	18-6	23,901	32-Cummings	14-Robinson
12-27	@ Washington	W	107-97	19-6	13,522	34-Robinson	10-Cummings
12-29	@ Chicago	L	97-101	19-7	18,676	26-Cummings	13-Robinson
<b>JANUARY RECORD: 10-6 (HOME: 7-0, ROAD: 3-6)</b>							
1-3	PHILADELPHIA	W	103-94	20-7	15,543	22-Cummings/Rob	13-Robinson
1-6	MINNESOTA	W	109-96	21-7	15,910	22-Cummings/Rob	11-Cummings
1-8	@ Orlando	L	102-111	21-8	15,077	32-Robinson	10-Robinson
1-9	@ Miami	W	107-102	22-8	15,008	31-Cummings	12-Robinson
1-12	@ Boston	W	97-90	23-8	14,890	21-Anderson	10-Robinson
1-13	@ New York	L	101-107	23-9	18,212	27-Cummings/Rob	10-Cummings
1-15	@ Cleveland	L	89-92	23-10	17,657	28-Robinson	12-Cummings
1-17	NEW YORK	W	101-97	24-10	15,910	26-Anderson	10-Cummings
1-19	CLEVELAND	W	104-101	25-10	15,910	32-Robinson	12-Robinson
1-20	@ Denver	L	99-126	25-11	15,817	24-Robinson	14-Brickowski
1-22	WASHINGTON	W	124-115	26-11	13,244	28-Robinson	15-Robinson
1-24	LA CLIPPERS	W	106-98	27-11	12,801	31-Cummings	15-Robinson
1-26	@ Portland	L	103-109	27-12	12,884	27-Robinson	9-Robinson
1-27	@ Seattle	L	98-109	27-13	14,519	23-Robinson	9-Cummings
1-29	@ LA Lakers	W	86-84	28-13	17,505	20-Cummings	16-Robinson
1-31	CHARLOTTE	W	129-95	29-13	13,276	52-Cummings	15-Robinson
<b>FEBRUARY RECORD: 8-5 (HOME: 4-3, ROAD: 4-2)</b>							
2-2	@ Charlotte	W	118-107	30-13	23,901	29-Cummings	15-Robinson
2-3	CHICAGO	W	112-111	31-13	15,910	33-Robinson	21-Robinson
2-6	ATLANTA	W	105-94	32-13	13,430	23-Cummings	10-Robinson
2-8	INDIANA	L	100-105	32-14	13,626	21-Robinson	12-Cummings
2-13	@ Dallas	L	96-103	32-15	17,007	22-Cummings	11-Robinson
2-14	BOSTON	L	95-106	32-16	15,910	32-Robinson	11-Robinson
2-16	UTAH	W	100-86	33-16	15,910	27-Cummings	7-Cummings
2-17	@ Houston	W	104-102	34-16	16,611	22-Cummings	11-Cummings/Robinson
2-20	LA LAKERS	L	114-115	34-17	15,910	30-Cummings	16-Robinson
2-23	MINNESOTA	W	105-95	35-17	15,910	24-Robinson	12-Robinson
2-25	@ LA Clippers	W	107-106	36-17	14,041	26-Robinson	14-Robinson
2-26	@ Sacramento	W	106-96	37-17	17,014	24-Cummings	9-Robinson
2-28	@ Golden State	L	135-144	37-18	15,025	38-Robinson	24-Cummings
<b>MARCH RECORD: 11-5 (HOME: 7-2, ROAD: 4-3)</b>							
3-2	GOLDEN STATE	W	131-115	38-18	15,910	41-Robinson	17-Robinson
3-3	@ Utah	L	98-112	38-19	12,616	29-Cummings	12-Robinson
3-5	HOUSTON	L	105-109	38-20	15,345	29-Robinson	9-Robinson
3-10	DENVER	W	118-111	39-20	15,910	26-Robinson	12-Cummings
3-12	@ Minnesota	W	92-88	40-20	19,834	21-Robinson	10-Cummings
3-13	@ Indiana	W	103-102	41-20	11,659	26-Robinson	15-Robinson
3-15	@ Detroit	L	98-110	41-21	21,454	25-Cummings	13-Robinson
3-17	MIAMI	W	111-98	42-21	15,910	28-Cummings	12-Cummings
3-19	@ Phoenix	W	113-102	43-21	14,487	35-Robinson	14-Robinson
3-20	@ Seattle	W	128-106	44-21	14,541	39-Robinson	11-Robinson
3-22	PORTLAND	W	107-106	45-21	15,561	29-Robinson	19-Robinson
3-24	DETROIT	W	105-98	46-21	15,910	40-Cummings	9-Robinson
3-26	@ Houston	L	95-113	46-22	16,611	24-Robinson	12-Robinson
3-27	SEATTLE	W	115-103	47-22	14,345	31-Cummings	12-Robinson
3-29	DALLAS	L	105-109	47-23	15,335	33-Robinson	10-Strickland
3-31	MILWAUKEE	W	107-100	48-23	15,910	24-Cummings	11-Cummings/Robinson
<b>APRIL RECORD: 8-3 (HOME: 4-1, ROAD: 4-2)</b>							
4-3	MINNESOTA	L	90-92	48-24	12,568	24-Anderson	13-Robinson
4-4	@ Dallas	L	98-104	48-25	17,007	32-Robinson	12-Robinson
4-7	@ Sacramento	W	111-93	49-25	17,014	28-Cummings	10-Robinson
4-8	@ Portland	L	105-112	49-26	12,884	36-Robinson	19-Robinson
4-10	@ Golden State	W	132-122	50-26	15,025	36-Robinson	12-Robinson
4-12	LA CLIPPERS	W	105-98	51-26	15,910	42-Robinson	13-Robinson
4-14	SACRAMENTO	W	105-94	52-26	15,910	25-Cummings	9-Robinson
4-16	@ Charlotte	W	110-101	53-26	23,901	28-Anderson	12-Robinson
4-18	UTAH	W	102-93	54-26	15,910	30-Robinson	16-Robinson
4-20	@ Denver	W	112-98	55-26	17,022	26-Robinson	12-Cummings
4-22	PHOENIX	W	108-93	56-26	15,910	27-Cummings	18-Robinson

# 1990-91 RECAP



Rod Strickland

## RECORD

55-27 (33-8 home: 22-19 road)  
First in Midwest Division

## HONORS

David Robinson, NBA Rebounding Title  
David Robinson, IBM Award  
David Robinson, All-NBA First Team  
David Robinson, All-Defensive First Team  
David Robinson, NBA All-Star

## PLAYOFFS

Lost to Golden State, First Round, 3-1

## SPURS LEADERS

Scoring: David Robinson 25.6 ppg  
Rebounding: David Robinson 13.0 rpg  
Assists: Rod Strickland 8.0 apg

Head Coach: Larry Brown  
Assistants: Gregg Popovich & R.C. Buford

## 1990-91 SEASON NOTES

- During the off-season, the Spurs picked up Paul Pressey and Sidney Green via trades and Dwayne Schintzius, Tony Massenburg and Sean Higgins in the 1990 NBA Draft.
- David Robinson was the top vote-getter in the Western Conference and earned the starting center spot in the 1991 NBA All-Star Game ... Robinson led the NBA in rebounding, becoming the first Spur ever to capture an NBA Rebounding Title.
- The Spurs 55-27 record could have been better, but guard Rod Strickland missed 21 games after breaking his hand in a fight and in the 21 games he missed, the Spurs were just 10-11.
- The Spurs got win number 1,000 in franchise history on 2/26 with a 102-101 overtime win over Portland.
- Terry Cummings scored his 15,000th point on 4/5 at Chicago.

## 1990-91 SPURS FINAL STATISTICS (55-27)

PLAYER	G	GS	MIN	3-POINT					REBOUNDING			SCORING			PTS		AVG.		
				FGM-FGA	PCT.	FGM-FGA	PCT.	FTM-FTA	PCT.	OFF	DEF	TOT	AST	PF-DQ	STL	TO		BLK	
Robinson	82	81	3095	754-1366	.552	1-7	.143	592-777	.762	335	728	1063	208	264-5	127	270	320	2101	25.6
Cummings	67	62	2195	503-1039	.484	7-33	.212	164-240	.683	194	327	521	157	225-5	61	131	30	1177	17.6
Elliott	82	82	3044	478-976	.490	20-64	.313	325-402	.808	142	314	456	238	190-2	69	147	33	1301	15.9
Anderson	75	75	2592	453-991	.457	7-35	.200	170-213	.798	68	283	351	358	226-4	79	167	46	1083	14.4
Strickland	58	56	2076	314-651	.482	11-33	.333	161-211	.763	57	162	219	463	125-0	117	156	11	800	13.8
Williams	22	0	354	61-127	.480	14-26	.538	35-41	.854	17	42	59	46	64-2	20	36	11	171	7.8
Pressey	70	18	1683	201-426	.472	16-57	.281	110-133	.827	50	126	176	271	174-1	63	130	32	528	7.5
Green	66	7	1099	177-384	.461	0-3	.000	89-105	.848	98	215	313	52	172-0	32	89	13	443	6.7
Wingate	25	0	563	53-138	.384	1-9	.111	29-41	.707	24	51	75	46	66-0	19	42	5	136	5.4
Lett	7	0	99	14-29	.483	0-1	.000	6-9	.667	1	6	7	7	9-0	2	8	1	34	4.9
Johnson	47	10	742	101-209	.483	1-5	.200	38-55	.691	13	43	56	153	40-0	33	47	2	241	5.1
Higgins	50	0	464	97-212	.458	3-19	.158	28-33	.848	18	45	63	35	53-0	8	49	1	225	4.5
Greenwood	63	11	1018	85-169	.503	0-2	.000	69-94	.734	61	160	221	52	172-3	29	71	25	239	3.8
Schintzius	42	7	398	68-155	.439	0-2	.000	22-40	.550	28	93	121	17	64-0	2	34	29	158	3.8
Myers	8	1	103	10-23	.435	0-1	.000	9-11	.818	2	16	18	14	14-0	3	14	3	29	3.6
Dinkins	10	0	144	13-33	.394	0-0	.000	8-9	.889	0	11	11	19	12-0	2	13	0	34	3.4
Massenburg	35	0	161	27-60	.450	0-0	.000	28-45	.622	23	35	58	4	26-0	4	13	9	82	2.3
<b>SPURS</b>	<b>82</b>			<b>3409-6988</b>	<b>.488</b>	<b>81-297</b>	<b>.273</b>	<b>1883-2459</b>	<b>.766</b>	<b>1131</b>	<b>2657</b>	<b>3788</b>	<b>2140</b>	<b>1896-22</b>	<b>670</b>	<b>1445</b>	<b>571</b>	<b>8782</b>	<b>107.1</b>
<b>OPPONENTS</b>	<b>82</b>			<b>3265-7289</b>	<b>.448</b>	<b>218-704</b>	<b>.310</b>	<b>1664-2187</b>	<b>.761</b>	<b>1122</b>	<b>2270</b>	<b>3392</b>	<b>1928</b>	<b>2008-31</b>	<b>801</b>	<b>1260</b>	<b>437</b>	<b>8412</b>	<b>102.6</b>




# 1990-91 GAME-BY-GAME

## 55-27 (FIRST IN MIDWEST DIVISION)

DATE	OPPONENT	W-L	SCORE	REC.	ATT.	HI-SCORER	HI-REBOUNDER
<b>NOVEMBER RECORD: 8-4 (HOME: 5-0, ROAD: 3-4)</b>							
11-3	LA LAKERS	W	110-99	1-0	15,908	31-Cummings	8-Cummings
11-7	DENVER	W	161-153	2-0	15,908	43-Robinson	9-Robinson
11-8	@ Utah	L	94-103	2-1	12,616	35-Cummings	10-Robinson
11-10	HOUSTON	W	111-110	3-1	15,908	32-Robinson	9-Cummings
11-13	@ Golden State	L	124-128	3-2	15,025	32-Robinson	18-Robinson
11-15	@ Sacramento	W	122-93	4-2	17,014	22-Cummings	9-Elliott
11-17	PHOENIX	W	128-114	5-2	15,908	40-Robinson	14-Robinson
11-21	MINNESOTA	W	114-100	6-2	15,908	30-Robinson	12-Cummings
11-23	@ Dallas	W	107-104	7-2	17,007	32-Robinson	13-Robinson
11-25	@ Portland	L	103-117	7-3	12,884	26-Robinson	12-Robinson
11-27	@ Seattle	W	124-111	8-3	13,293	27-Elliott	12-Robinson
11-28	@ LA Lakers	L	80-97	8-4	17,210	19-Cummings	15-Robinson
<b>DECEMBER RECORD: 11-2 (HOME: 5-2, ROAD: 6-0)</b>							
12-1	DALLAS	W	109-97	9-4	15,908	23-Robinson	13-Robinson
12-5	ATLANTA	W	108-110	9-5	15,908	30-Cummings	8-Robinson
12-8	BOSTON	W	102-96	10-5	15,908	27-Robinson/Anderson	17-Robinson
12-11	@ Detroit	W	95-86	11-5	21,454	27-Robinson	16-Robinson
12-12	@ Charlotte	W	92-81	12-5	23,901	24-Robinson	17-Robinson
12-14	@ Cleveland	W	116-106	13-5	16,674	23-Robinson	18-Cummings
12-15	@ Minnesota	W	90-74	14-5	19,006	26-Robinson	17-Robinson
12-18	@ Houston	W	96-95	15-5	16,611	23-Elliott	13-Robinson
12-19	DENVER	W	144-109	16-5	15,908	18-Elliott	10-Elliott
12-21	@ Phoenix	W	132-128	17-5	14,487	34-Robinson	15-Robinson
12-22	MILWAUKEE	L	98-114	17-6	15,908	25-Robinson	8-Robinson
12-26	MIAMI	W	111-97	18-6	15,908	24-Anderson	18-Robinson
12-28	SACRAMENTO	W	104-88	19-6	15,908	27-Robinson	13-Robinson
<b>JANUARY RECORD: 12-5 (HOME: 8-1, ROAD: 4-4)</b>							
1-2	@ Indiana	L	109-121	19-7	12,002	22-Robinson	11-Robinson
1-4	@ New Jersey	W	93-89	20-7	16,044	26-Robinson	21-Robinson
1-5	@ Orlando	W	107-90	21-7	15,077	27-Anderson	13-Robinson
1-7	@ Philadelphia	W	111-102	22-7	18,168	31-Robinson	16-Robinson
1-8	@ Atlanta	L	98-109	22-8	12,608	35-Robinson	16-Robinson
1-10	ORLANDO	W	117-111	23-8	15,908	43-Robinson	12-Robinson
1-12	UTAH	W	112-92	24-8	15,908	22-Robinson	18-Robinson
1-15	@ Utah	L	102-124	24-9	12,616	26-Robinson	9-Robinson
1-16	DALLAS	W	100-94	25-9	15,908	30-Robinson	11-Cummings
1-18	CHARLOTTE	L	110-117	25-10	15,908	26-Robinson	16-Robinson
1-19	@ Denver	W	117-108	26-10	13,851	28-Robinson	19-Robinson
1-22	LA CLIPPERS	W	106-100	27-10	15,645	30-Robinson	14-Robinson
1-24	CLEVELAND	W	111-103	28-10	15,908	30-Robinson	13-Robinson
1-26	MINNESOTA	W	112-105	29-10	15,908	26-Cummings	14-Robinson/Cummings
1-28	SEATTLE	W	119-107	30-10	15,908	28-Anderson	11-Robinson
1-29	@ Houston	L	89-91	30-11	15,002	22-Higgins	17-Robinson
1-31	CHICAGO	W	106-102	31-11	15,908	31-Robinson	17-Robinson
<b>FEBRUARY RECORD: 4-7 (HOME: 3-3, ROAD: 1-4)</b>							
2-2	HOUSTON	L	94-100	31-12	15,908	24-Robinson	11-Robinson
2-5	GOLDEN STATE	L	106-112	31-13	15,908	21-DR/Anderson	14-Robinson
2-7	INDIANA	W	119-108	32-13	15,908	25-Robinson	15-Robinson
2-12	WASHINGTON	W	102-92	33-13	15,908	22-Anderson	13-Green
2-14	PHOENIX	L	97-106	33-14	15,908	21-Johnson	15-Robinson
2-16	@ Dallas	L	94-96	33-15	17,007	34-Robinson	19-Robinson
2-18	@ Utah	L	81-104	33-16	12,616	26-Robinson	11-Schintzius
2-22	@ LA Clippers	L	101-107	33-17	14,818	26-Elliott	11-Cummings
2-24	@ Portland	W	95-88	34-17	12,884	25-Anderson	12-Robinson
2-26	PORTLAND	W	102-101 (OT)	35-17	15,908	25-Robinson/Elliott	21-Robinson
2-28	@ New York	L	93-100	35-18	15,002	23-Robinson	9-Green/Anderson
<b>MARCH RECORD: 12-5 (HOME: 9-0, ROAD: 3-5)</b>							
3-1	@ Boston	L	98-108	35-19	14,890	25-Cummings	12-Robinson
3-3	@ Washington	W	107-85	36-19	17,902	26-Robinson	15-Robinson
3-5	PHILADELPHIA	W	104-99	37-19	15,908	33-Robinson	16-Robinson
3-7	NEW JERSEY	W	111-99	38-19	15,908	25-Cummings	20-Robinson
3-9	SEATTLE	W	112-99	39-19	15,908	30-Robinson	10-Robinson
3-11	UTAH	W	105-96	40-19	15,908	33-Robinson	8-Anderson/Green
3-13	@ LA Clippers	L	93-97	40-20	11,907	27-Anderson	9-Massenburg
3-14	@ Golden State	W	101-99	41-20	15,025	29-Robinson	17-Robinson
3-16	@ Sacramento	L	85-92	41-21	17,014	25-Robinson	19-Robinson
3-17	@ LA Lakers	L	91-98	41-22	17,505	37-Robinson	10-Cummings
3-19	SACRAMENTO	W	104-101	42-22	15,908	30-Robinson	15-Robinson
3-21	@ Orlando	L	102-105	42-23	15,077	27-Cummings	18-Robinson
3-22	@ Miami	W	97-90	43-23	15,008	28-Robinson	6-Robinson/Elliott
3-24	DETROIT	W	95-78	44-23	15,908	25-Robinson	12-Robinson
3-26	NEW YORK	W	129-119	45-23	15,908	34-Elliott	11-Cummings
3-28	ORLANDO	W	119-95	46-23	15,908	21-Elliott/Cummings	9-Robinson/Cummings
3-30	DENVER	W	130-116	47-23	15,908	31-Robinson	11-Robinson
<b>APRIL RECORD: 8-4 (HOME: 3-2, ROAD: 5-2)</b>							
4-2	LA LAKERS	L	115-122	47-24	15,908	36-Robinson	23-Robinson
4-4	@ Milwaukee	W	105-101	48-24	17,163	35-Robinson	13-Robinson
4-5	@ Chicago	W	110-107	49-24	18,676	25-Elliott	13-Robinson
4-7	@ Minnesota	W	92-87	50-24	19,006	29-Robinson	18-Robinson
4-8	GOLDEN STATE	W	115-105	51-24	15,908	26-Elliott	13-Robinson
4-10	PORTLAND	L	100-105	51-25	15,908	27-Robinson	16-Robinson
4-12	@ Seattle	L	99-100	51-26	13,240	24-Robinson	13-Robinson
4-14	@ Phoenix	W	109-101	52-26	14,887	25-Anderson	15-Robinson
4-16	LA CLIPPERS	W	128-98	53-26	15,908	24-Robinson	11-Robinson
4-18	@ Houston	W	102-95	54-26	16,611	21-Cummings	8-Robinson/Green
4-19	@ Denver	L	122-125	54-27	12,596	27-Robinson	13-Robinson
4-21	DALLAS	W	135-101	55-27	15,908	19-Massenburg	14-Cummings

# 1991-92 RECAP



Terry Cummings

## RECORD

47-35 (31-10 home: 16-25 road)  
Second in Midwest Division

## HONORS

David Robinson,  
NBA Defensive Player of the Year  
David Robinson, NBA Blocked Shots Title  
David Robinson, All-NBA First Team  
David Robinson, All-Defensive First Team  
David Robinson, NBA All-Star

## PLAYOFFS

Lost to Phoenix, First Round, 3-0

## SPURS LEADERS

Scoring: David Robinson 23.2 ppg  
Rebounding: David Robinson 12.2 rpg  
Assists: Rod Strickland 8.6 apg

Head Coach: Larry Brown/Bob Bass  
Assistants: Gregg Popovich & R.C. Buford

## 1991-92 SEASON NOTES

- The Spurs obtained forward Antoine Carr from the Kings on 9/23 in exchange for Dwayne Schintzius ... in December the Spurs signed a pair of free agents – Donald Royal and Vinnie Johnson – and waived two popular players – Avery Johnson and Jud Buechler.
- After missing the first six weeks of the season due to a contract dispute, Rod Strickland joined the Spurs on 12/23.
- Following a rough stretch in December and January, Vice President of Basketball Operations Bob Bass replaced Larry Brown as head coach.
- On 3/21, in just his third season with the Spurs, David Robinson passed George Gervin and became the Spurs all-time career leader in blocked shots.
- The Spurs season came to a grinding halt when David Robinson went down with a torn ligament in his left thumb ... Robinson underwent surgery on 4/1 and missed the final 14 games of the season ... with Robinson and Willie Anderson

## 1991-92 SPURS FINAL STATISTICS (47-35)


PLAYER	G	MIN	3-POINT				REBOUNDING			SCORING								
			FG-FGA	PCT	FG-FGA	PCT	FT-FTA	PCT	OFF	DEF	TOT	AST	PF-DQ	STL	TO	BLK	PTS	AVG
Robinson	68	2564	592-1074	.551	1-8	.125	393-561	.701	261	568	829	181	219-2	158	182	305	1578	23.2
Cummings	70	2149	514-1053	.488	5-13	.385	177-249	.711	247	384	631	102	210-4	58	115	34	1210	17.3
Elliott	82	3120	514-1040	.494	25-82	.305	285-331	.861	143	296	439	214	149-0	84	152	29	1338	16.3
Strickland	57	2053	300-659	.455	5-15	.333	182-265	.687	92	173	265	491	122-0	118	160	17	787	13.8
Anderson	57	1889	312-685	.455	13-56	.232	107-138	.775	62	238	300	302	151-2	54	140	51	744	13.1
Carr	81	1867	359-732	.490	1-5	.200	162-212	.764	128	218	346	63	264-5	32	114	96	881	10.9
V. Johnson	60	1350	202-499	.405	19-60	.317	55-85	.647	67	115	182	145	93-0	41	74	14	478	8.0
A. Johnson	20	463	55-108	.509	1-5	.200	24-32	.750	5	30	35	100	43-1	21	45	3	135	6.8
Tucker	24	415	60-129	.465	19-48	.396	16-20	.800	8	29	37	27	39-0	21	14	3	155	6.5
Garrick	19	374	44-93	.473	0-1	.000	10-16	.625	8	33	41	63	33-0	21	30	1	98	5.2
Green	80	1127	147-344	.427	0-0	.000	73-89	.820	92	250	342	36	148-0	29	62	11	367	4.6
Royal	60	718	80-178	.449	0-0	.000	92-133	.692	65	59	124	34	73-0	25	39	7	252	4.2
Sutton	67	601	93-240	.388	26-89	.292	34-45	.756	6	41	47	91	111-0	26	70	9	246	3.7
Buechler	11	140	15-30	.500	0-0	.000	3-9	.333	6	16	22	11	18-0	8	5	3	33	3.0
Pressey	56	759	60-161	.373	3-21	.143	28-41	.683	22	73	95	142	86-0	29	64	19	151	2.7
Higgins	6	36	4-15	.267	0-1	.000	7-7	1.000	2	6	8	4	6-0	2	4	0	15	2.5
Massenburg	1	9	1-5	.200	0-0	.000	0-0	.000	0	0	0	0	2-0	0	0	0	2	2.0
Wiley	3	13	3-5	.600	0-0	.000	0-0	.000	0	1	1	1	3-0	0	0	0	6	2.0
Copa	33	132	22-40	.550	0-0	.000	4-13	.308	14	22	36	3	29-0	2	8	6	48	1.5
Bardo	1	1	0-0	.000	0-0	.000	0-0	.000	1	0	1	0	0-0	0	0	0	0	0.0
<b>SPURS</b>	<b>82</b>		<b>3377-7090</b>	<b>.476</b>	<b>118-404</b>	<b>.292</b>	<b>1652-2246</b>	<b>.736</b>	<b>1229</b>	<b>2552</b>	<b>3781</b>	<b>2010</b>	<b>1799-14</b>	<b>729</b>	<b>1308</b>	<b>608</b>	<b>8524</b>	<b>104.0</b>
<b>OPPONENTS</b>	<b>82</b>		<b>3211-7098</b>	<b>.452</b>	<b>243-700</b>	<b>.347</b>	<b>1587-2061</b>	<b>.770</b>	<b>1103</b>	<b>1362</b>	<b>3465</b>	<b>1882</b>	<b>1810-14</b>	<b>753</b>	<b>1252</b>	<b>463</b>	<b>8252</b>	<b>100.6</b>

# 1991-92 GAME-BY-GAME

## 47-35 (SECOND IN MIDWEST DIVISION)

DATE	OPPONENT	W-L	SCORE	REC.	ATT.	HI-SCORER	HI-REBOUNDER
<b>NOVEMBER RECORD: 10-3 (HOME: 8-0, ROAD: 2-3)</b>							
11-1	DALLAS	W	140-99	1-0	16,057	24-Robinson	16-Cummings
11-3	@ Seattle	W	106-98	2-0	10,864	33-Robinson	7-Robinson
11-5	@ Denver	L	96-97	2-1	13,976	23-Carr	15-Robinson
11-6	PORTLAND	W	119-93	3-1	16,057	28-Elliott	10-Robinson
11-8	CLEVELAND	W	107-101	4-1	16,057	31-Robinson	11-Robinson
11-13	LA CLIPPERS	W	107-93	5-1	16,057	24-Robinson	11-Elliott
11-16	NEW YORK	W	106-89	6-1	16,057	18-Cummings	9-Robinson
11-20	MINNESOTA	W	113-106	7-1	16,057	22-Robinson	11-Cummings
11-22	@ LA Lakers	L	96-98	7-2	17,505	25-Anderson	15-Robinson
11-24	@ Portland	L	111-116	7-3	12,888	25-Robinson	20-Robinson
11-27	NEW JERSEY	W	106-100	8-3	16,057	31-Robinson	15-Robinson
11-29	@ Atlanta	W	88-85	9-3	14,630	20-Robinson	13-Robinson
11-30	SEATTLE	W	119-101	10-3	16,057	23-Robinson	16-Robinson
<b>DECEMBER RECORD: 6-10 (HOME: 1-3, ROAD: 5-7)</b>							
12-3	@ Sacramento	L	94-99	10-4	17,014	30-Robinson	24-Robinson
12-4	@ LA Clippers	L	81-92	10-5	11,393	24-Elliott	15-Robinson
12-6	UTAH	L	92-93	10-6	16,057	31-Robinson	17-Robinson
12-8	@ Milwaukee	L	82-102	10-7	14,581	19-Robinson	9-Robinson
12-10	@ Indiana	L	102-109	10-8	11,223	22-Anderson	15-Green
12-11	@ Minnesota	W	98-85	11-8	18,247	35-Robinson	14-Robinson
12-13	PHOENIX	L	107-112	11-9	16,057	32-Elliott	15-Robinson
12-14	@ Houston	W	107-100	12-9	16,027	21-Carr	14-Robinson
12-17	@ Dallas	W	98-87	13-9	15,125	22-Robinson	12-Robinson/Anderson
12-18	WASHINGTON	L	93-96	13-10	16,057	25-Elliott	25-Robinson
12-20	@ Phoenix	L	91-116	13-11	14,496	20-Robinson	16-Robinson
12-23	SACRAMENTO	W	101-90	14-11	16,057	23-Elliott	17-Robinson
12-26	@ New York	W	118-89	15-11	19,763	31-Robinson	11-Robinson/Cummings
12-27	@ Cleveland	L	97-103	15-12	20,273	16-Strickland	9-Robinson
12-29	@ Orlando	W	96-87	16-12	15,151	25-Robinson	16-Robinson
12-30	@ Washington	L	84-94	16-13	16,430	25-Robinson	12-Robinson
<b>JANUARY RECORD: 10-5 (HOME: 6-2, ROAD: 4-3)</b>							
1-4	HOUSTON	L	110-112	16-14	16,057	22-Elliott	17-Elliott
1-6	DETROIT	W	100-90	17-14	16,057	20-Robinson	11-Anderson
1-8	LA LAKERS	W	103-87	18-14	16,057	22-Robinson	11-Robinson
1-10	@ Golden State	W	128-120	19-14	15,025	36-Anderson	11-Robinson
1-11	@ Denver	W	96-85	20-14	17,022	22-Strickland	9-Cummings
1-14	GOLDEN STATE	L	123-124	20-15	16,057	35-Anderson	12-Robinson
1-16	@ Minnesota	W	125-111	21-15	18,774	23-Cummings	11-Robinson/Cummings
1-17	@ Chicago	L	96-102	21-16	18,676	20-Robinson	11-Robinson
1-19	@ Boston	L	89-98	21-17	14,890	21-Robinson	9-Robinson
1-21	LA CLIPPERS	W	114-110	22-17	16,057	17-Rob/Cummings	11-Robinson
1-22	@ Utah	L	98-100	22-18	19,911	23-Anderson	11-Robinson
1-24	MILWAUKEE	W	115-86	23-18	16,057	23-Robinson	13-Cummings
1-28	CHICAGO	W	109-104	24-18	16,057	30-Cummings	13-Robinson
1-29	@ Dallas	W	108-93	25-18	15,218	21-Anderson	12-Robinson
1-31	MINNESOTA	W	103-101	26-18	16,057	32-Robinson	14-Robinson
<b>FEBRUARY RECORD: 8-5 (HOME: 7-1, ROAD: 1-4)</b>							
2-4	PORTLAND	W	95-88	27-18	16,057	23-Robinson	16-Cummings
2-6	INDIANA	L	106-117	27-19	16,057	28-Strickland	8-Green
2-11	BOSTON	W	100-84	28-19	16,057	23-Robinson	15-Robinson
2-13	@ Golden State	L	94-109	28-20	15,025	18-Cummings/Anderson	16-Robinson
2-14	@ Seattle	L	91-108	28-21	12,126	21-Robinson	13-Robinson
2-16	@ Sacramento	W	112-106	29-21	17,014	23-Elliott	12-Cummings
2-17	@ LA Clippers	L	110-124	29-22	14,404	30-Cummings	17-Cummings
2-19	MINNESOTA	W	113-103	30-22	16,057	39-Robinson	16-Robinson
2-21	PHILADELPHIA	W	100-90	31-22	16,057	33-Robinson	12-Robinson
2-23	@ Houston	L	83-90	31-23	16,057	16-Robinson	10-Robinson
2-25	MIAMI	W	123-101	32-23	16,057	26-Robinson	10-Cummings
2-27	GOLDEN STATE	W	124-103	33-23	16,057	37-Robinson	24-Robinson
2-29	DENVER	W	115-112	34-23	16,057	34-Robinson	9-Robinson
<b>MARCH RECORD: 8-7 (HOME: 6-1, ROAD: 2-6)</b>							
3-3	@ Minnesota	W	103-102	35-23	18,707	25-Robinson	11-Robinson
3-4	@ Utah	L	93-102	35-24	19,911	28-Robinson	18-Robinson
3-7	PHOENIX	W	122-109	36-24	16,057	23-Robinson	8-Robinson
3-8	@ Dallas	W	93-81	37-24	16,335	18-Robinson	13-Robinson
3-10	ATLANTA	W	103-92	38-24	16,057	22-Cummings	13-Cummings
3-12	HOUSTON	W	104-98	39-24	16,057	31-Cummings	11-Cummings
3-14	UTAH	W	113-106	40-24	16,057	27-Robinson	12-Robinson
3-16	CHARLOTTE	L	112-117	40-25	16,057	31-Robinson	12-Robinson
3-18	SACRAMENTO	W	118-89	41-25	16,057	26-Elliott	15-Robinson
3-21	SEATTLE	W	101-96	42-25	16,057	22-Robinson	14-Robinson
3-23	@ Philadelphia	L	92-105	42-26	15,242	30-Robinson	15-Robinson
3-25	@ Charlotte	L	108-113	42-27	23,698	34-Cummings	15-Cummings
3-27	@ Miami	L	101-118	42-28	15,008	26-Cummings	14-Cummings
3-29	@ Detroit	L	103-107	42-29	21,454	26-Cummings	16-Cummings
3-30	@ New Jersey	L	109-117	42-30	16,756	32-Cummings	15-Cummings
<b>APRIL RECORD: 5-5 (HOME: 3-3, ROAD: 2-2)</b>							
4-1	LA LAKERS	W	104-86	43-30	16,057	35-Cummings	14-Cummings
4-3	ORLANDO	L	106-113	43-31	16,057	30-Carr	24-Cummings
4-5	@ Denver	W	90-87	44-31	13,317	24-Cummings	11-Elliott
4-7	HOUSTON	L	92-95	44-32	16,057	22-Cummings	11-Cummings
4-9	@ LA Lakers	W	102-94	45-32	16,948	23-Elliott	12-Cummings
4-12	@ Portland	L	97-123	45-33	12,888	22-Elliott	12-Cummings
4-14	DALLAS	W	120-108	46-33	16,057	26-Elliott	12-Cummings
4-16	@ Phoenix	L	101-121	46-34	14,496	20-Elliott	10-Cummings
4-17	DENVER	W	108-94	47-34	16,057	34-Cummings	11-Cummings
4-19	UTAH	L	90-101	47-35	16,057	21-Cummings	9-Cummings

# 1992-93 RECAP



Sean Elliott

## RECORD

49-33 (31-10 home: 18-23 road)  
Second in Midwest Division

## HONORS

David Robinson, All-NBA Third Team  
David Robinson,  
NBA All-Defensive Second Team  
David Robinson, NBA All-Star  
Sean Elliott, NBA All-Star

## PLAYOFFS

Defeated Portland, First Round, 3-1  
Lost to Phoenix,  
Western Conference Semifinals, 4-2

## SPURS LEADERS

Scoring: David Robinson 23.4 ppg  
Rebounding: David Robinson 11.7 rpg  
Assists: Avery Johnson 7.5 apg

Head Coach: Jerry Tarkanian/John Lucas  
Assistants: Rex Hughes, Ron Adams,  
Tom Thibodeau & George Gervin

## 1992-93 SEASON NOTES

- Under new Head Coach Jerry Tarkanian the Spurs started the season 1-4 ... the Tarkanian era didn't last long ... on 12/18 - with the team posting a 9-11 record - Tark was fired ... 24 hours later he was replaced by John Lucas ... the team responded by winning 24 of their next 28 after the coaching change.
- The Spurs also made some changes on the court ... point guard Avery Johnson was signed as a free agent on 11/19 and on 12/9 the Spurs obtained J.R. Reid from Charlotte in exchange for Sidney Green and a first round draft choice ... other new faces included Dale Ellis and Lloyd Daniels.
- Both David Robinson and Sean Elliott represented the Spurs in the 1993 All-Star Game.
- The Spurs closed a part of their history book on 5/20 when they fell to the Suns 102-100 in Game Six of the Western Conference Semifinals ... the game was the last one the Spurs would ever play in the HemisFair Arena, their home since they moved to San Antonio in the summer of 1973.

## 1992-93 SPURS FINAL STATISTICS (49-33)


PLAYER	G	MIN	3-POINT						REBOUNDING			SCORING						
			FG-FGA	PCT	FG-FGA	PCT	FT-FTA	PCT	OFF	DEF	TOT	AST	PF-DQ	STL	TO	BLK	PTS	AVG
Robinson	82	3211	676-1348	.501	3-17	.176	561-766	.732	229	727	956	301	239-5	127	241	264	1916	23.4
Elliott	70	2604	451-918	.491	37-104	.356	268-337	.795	85	237	322	265	132-1	68	152	28	1207	17.2
Ellis	82	2731	545-1092	.499	119-297	.401	157-197	.797	81	231	312	107	179-0	78	111	18	1366	16.7
Carr	71	1947	379-705	.538	0-5	.000	174-224	.777	107	281	388	97	264-5	35	96	87	932	13.1
Reid	66	1592	241-497	.485	0-4	.000	171-222	.770	100	286	386	56	217-2	36	101	26	653	9.9
Daniels	77	1573	285-644	.443	59-177	.333	72-99	.727	86	130	216	148	144-0	38	102	30	701	9.1
Johnson	75	2030	256-510	.502	0-8	.000	144-182	.791	20	126	146	561	141-0	85	145	16	656	8.7
Del Negro	73	1526	218-430	.507	6-24	.250	101-117	.863	19	144	163	291	146-0	44	92	1	543	7.4
Anderson	38	560	80-186	.430	1-8	.125	22-28	.786	7	50	57	79	52-0	14	44	6	183	4.8
Mack	40	267	47-118	.398	3-22	.136	45-58	.776	18	30	48	15	44-0	14	22	5	142	3.6
Green	15	202	20-49	.408	0-0	.000	13-15	.867	18	53	71	19	21-1	5	12	3	53	3.5
Cummings	8	76	11-29	.379	0-0	.000	5-10	.500	6	13	19	4	17-0	1	2	1	27	3.4
Wood	64	598	52-117	.444	5-21	.238	46-55	.836	38	59	97	34	93-1	13	29	12	155	2.4
Othick	4	39	3-5	.600	2-4	.500	0-2	.000	1	1	2	7	7-0	1	4	0	8	2.0
Bedford	16	66	9-27	.333	1-1	1.000	6-12	.500	1	9	10	0	15-0	0	1	1	25	1.6
Smith	66	833	38-87	.437	0-0	.000	9-22	.409	103	165	268	28	133-2	23	39	16	85	1.3
<b>SPURS</b>	<b>82</b>		<b>3311-6762</b>	<b>.490</b>	<b>236-692</b>	<b>.341</b>	<b>1794-2346</b>	<b>.765</b>	<b>919</b>	<b>2542</b>	<b>3461</b>	<b>2012</b>	<b>1844-17</b>	<b>582</b>	<b>1227</b>	<b>514</b>	<b>8652</b>	<b>105.5</b>
<b>OPPONENTS</b>	<b>82</b>		<b>3290-7177</b>	<b>.458</b>	<b>270-747</b>	<b>.361</b>	<b>1583-2051</b>	<b>.722</b>	<b>1082</b>	<b>2388</b>	<b>3470</b>	<b>1905</b>	<b>1998-33</b>	<b>655</b>	<b>1131</b>	<b>373</b>	<b>8433</b>	<b>102.8</b>

# 1992-93 GAME-BY-GAME

## 49-33 (SECOND IN MIDWEST DIVISION)

DATE	OPPONENT	W-L	SCORE	REC.	ATT.	HI-SCORER	HI-REBOUNDER
<b>NOVEMBER RECORD:</b>							
11-6	@ Sacramento	L	106-114	0-1	17,317	29-Elliott	9-Carr
11-7	@ Denver	L	121-125 (2OT)	0-2	17,022	30-Robinson	11-Robinson/Elliott
11-10	MILWAUKEE	W	104-98	1-2	16,057	29-Robinson	9-Robinson
11-12	ATLANTA	L	97-104	1-3	16,057	20-Robinson	12-Green
11-14	HOUSTON	L	87-93	1-4	16,057	26-Robinson	19-Robinson
11-17	CLEVELAND	W	106-95	2-4	16,057	20-Ellis	13-Robinson
11-19	DALLAS	W	123-95	3-4	16,057	26-Elliott	9-Green
11-21	@ Houston	L	100-103	3-5	12,229	18-Carr	13-Robinson
11-24	@ Portland	L	91-95	3-6	12,888	24-Carr	14-Robinson
11-25	@ Utah	W	128-102	4-6	19,911	25-Robinson	10-Carr
11-28	SEATTLE	W	104-97	5-6	16,057	42-Robinson	10-Robinson
<b>DECEMBER RECORD:</b>							
12-1	@ Washington	L	106-119	5-7	15,642	28-Robinson	12-Robinson
12-2	@ Philadelphia	W	98-82	6-7	17,731	27-Robinson	21-Robinson
12-4	@ New Jersey	L	103-108 (OT)	6-8	15,068	23-Robinson	13-Robinson
12-5	@ Atlanta	L	105-113	6-9	11,301	22-Carr	11-Carr
12-8	UTAH	W	121-103	7-9	16,057	32-Elliott	18-Robinson
12-10	MIAMI	W	101-91	8-9	16,057	26-Robinson	10-Robinson
12-12	@ Dallas	W	113-91	9-9	13,903	22-Robinson	15-Reid
12-15	LA LAKERS	L	101-107	9-10	16,057	28-Robinson	14-Robinson
12-17	@ Houston	L	109-121	9-11	13,706	24-Ellis	12-Robinson
12-18	DALLAS	W	122-101	10-11	16,075	41-Elliott	12-Smith
12-22	DENVER	W	113-108	11-11	16,057	23-Elliott/Ellis	18-Robinson
12-25	@ LA Clippers	W	103-94	12-11	13,780	32-Elliott	12-Robinson
12-26	@ LA Lakers	W	104-92	13-11	17,505	27-Elliott/Ellis	11-Robinson
12-28	GOLDEN STATE	L	105-106	13-12	16,057	32-Robinson	12-Robinson
12-30	@ Denver	W	114-94	14-12	17,022	29-Robinson	11-Robinson/Reid
<b>JANUARY RECORD:</b>							
1-3	PHOENIX	W	114-113 (OT)	15-12	16,057	33-Robinson	11-Robinson
1-5	@ Utah	L	87-113	15-13	19,011	21-Carr	21-Robinson
1-7	UTAH	W	109-99	16-13	16,057	33-Ellis	11-Carr
1-9	PORTLAND	W	109-93	17-13	16,057	32-Robinson	10-Robinson
1-11	@ Detroit	W	109-91	18-13	21,454	23-Ellis	14-Robinson
1-13	@ Minnesota	W	89-81	19-13	17,852	18-Ellis	19-Robinson
1-14	@ Milwaukee	W	108-93	20-13	13,854	26-Ellis	16-Robinson
1-16	CHARLOTTE	W	124-111	21-13	16,057	52-Robinson	14-Robinson
1-19	DENVER	W	121-110	22-13	16,057	29-Robinson	14-Robinson
1-22	DETROIT	W	123-109	23-13	16,057	25-Robinson	18-Robinson
1-24	CHICAGO	W	103-99	24-13	16,057	24-Robinson	13-Robinson
1-27	@ Seattle	W	119-99	25-13	14,651	24-Reid	15-Robinson
1-29	@ Phoenix	L	110-125	25-14	19,023	19-Elliott/Ellis	10-Robinson
1-30	SACRAMENTO	W	129-124	26-14	16,057	27-Ellis	12-Robinson
<b>FEBRUARY RECORD:</b>							
2-2	NEW JERSEY	W	111-93	27-14	16,057	24-Ellis	12-Robinson
2-4	INDIANA	W	133-115	28-14	16,057	22-Elliott	8-Robinson/Reid
2-6	MINNESOTA	W	104-95	29-14	16,057	23-Elliott	7-Robinson/Carr
2-9	LA CLIPPERS	W	112-97	30-14	16,057	25-Robinson	13-Robinson
2-11	WASHINGTON	W	105-85	31-14	16,057	23-Johnson	15-Robinson
2-13	BOSTON	W	90-85	32-14	16,057	28-Robinson	10-Robinson
2-15	@ LA Clippers	W	102-99	33-14	15,989	22-Robinson/Ellis	9-Carr
2-16	@ Golden State	L	112-133	33-15	15,025	27-Robinson	12-Robinson
2-18	PHILADELPHIA	W	103-98	34-15	16,057	24-Ellis	13-Robinson
2-23	PHOENIX	L	103-105	34-16	16,057	35-Robinson	11-Robinson
2-25	@ Charlotte	L	104-111	34-17	23,698	26-Daniels	12-Reid
2-26	@ Miami	L	86-93	34-18	15,008	17-Robinson	12-Robinson
2-28	@ Orlando	W	94-90	35-18	15,151	23-Robinson/Carr	16-Robinson
<b>MARCH RECORD:</b>							
3-2	@ Indiana	L	95-109	35-19	11,467	37-Robinson	12-Robinson
3-3	@ Boston	L	91-132	35-20	14,890	19-Reid	8-Robinson
3-5	@ Chicago	W	107-102	36-20	18,676	29-Ellis	11-Robinson
3-6	@ Minnesota	L	105-106	36-21	18,844	29-Reid	12-Reid
3-9	DALLAS	W	119-84	37-21	16,057	19-Ellis	9-Reid
3-13	PORTLAND	W	108-99	38-21	16,057	27-Carr	14-Robinson
3-15	LA LAKERS	L	87-92	38-22	16,057	26-Robinson	13-Robinson
3-17	@ LA Lakers	W	101-100	39-22	15,000	29-Robinson	7-Robinson
3-19	ORLANDO	W	96-93	40-22	16,057	30-Robinson	8-Carr
3-21	@ New York	L	96-115	40-23	19,763	18-Reid	10-Reid
3-23	@ Cleveland	L	90-127	40-24	20,273	23-Carr	9-Robinson
3-24	@ Minnesota	W	105-92	41-24	17,806	29-Robinson	11-Robinson
3-26	UTAH	L	98-102	41-25	16,057	21-Carr	16-Robinson
3-28	@ Dallas	W	114-107	42-25	17,326	31-Robinson	7-Robinson/Smith
3-30	SEATTLE	L	99-97	43-25	16,057	21-Robinson	9-Robinson
3-31	@ Utah	L	85-93	43-26	19,911	17-Robinson	12-Robinson
<b>APRIL RECORD:</b>							
4-2	MINNESOTA	W	108-101	44-26	16,057	39-Robinson	9-Carr
4-4	NEW YORK	L	103-108 (OT)	44-27	16,057	28-Robinson	10-Robinson
4-6	GOLDEN STATE	L	111-125	44-28	16,057	28-Robinson	9-Robinson
4-8	LA CLIPPERS	W	112-108	45-28	16,057	25-Ellis	14-Robinson
4-10	@ Houston	L	88-98	45-29	16,611	24-Robinson	11-Robinson
4-13	@ Sacramento	W	110-100	46-29	17,317	17-Elliott/Reid	14-Robinson
4-14	@ Golden State	W	96-93	47-29	15,025	33-Robinson	17-Robinson
4-16	SACRAMENTO	L	93-100	47-30	16,057	19-Robinson	12-Robinson
4-18	@ Portland	L	101-105	47-31	12,888	29-Robinson	7-Johnson
4-19	@ Seattle	L	89-96	47-32	14,526	17-Ellis	8-Robinson
4-22	DENVER	W	131-111	48-32	16,057	30-Ellis	11-Reid
4-24	@ Phoenix	L	97-99	48-33	19,023	20-Ellis/Robinson	19-Robinson
4-25	HOUSTON	W	119-117 (OT)	49-33	16,057	25-Robinson	13-Robinson

# 1993-94 RECAP



David Robinson

## RECORD

55-27 (32-9 home: 23-18 road)  
Second in Midwest Division

## HONORS

David Robinson, NBA Scoring Title  
Dennis Rodman, NBA Rebounding Title  
David Robinson, IBM Award  
David Robinson, All-NBA Second Team  
David Robinson,  
All-Defensive Second Team  
Dennis Rodman, All-Defensive Second Team  
David Robinson, NBA All-Star

## PLAYOFFS

Lost to Utah, First Round, 3-1

## SPURS LEADERS

Scoring: David Robinson 29.8 ppg  
Rebounding: Dennis Rodman 17.3 rpg  
Assists: David Robinson 4.8 apg

Head Coach: John Lucas  
Assistants: Ron Adams, Tom Thibodeau & George Gervin

## 1993-94 SEASON NOTES

- The Spurs parted with a pair of popular players prior to the start of the season ... Avery Johnson left the team as a free agent, signing with the Warriors, and Sean Elliott was traded to Detroit for Dennis Rodman.
- David Robinson and Dennis Rodman made NBA history, as for the first time in league history a pair of teammates led the NBA in scoring and rebounding respectively ... Robinson captured the scoring title, averaging 29.8 ppg, while Rodman won his third straight rebounding title, averaging 17.3 rpg.
- On 3/19 vs. Sacramento, Dale Ellis made history as he became the first player in professional basketball history to make 1,000 three-pointers.
- David Robinson ended the season with a bang ... in the final game of the 1993-94 campaign, he scored a Spurs franchise record 71 points at the Clippers on 4/24 ... Robinson became just the fourth player in NBA history to score 70 or more points and his total was the highest since the 1978 season ... thanks to the 71-point effort, Robinson edged out Shaquille O'Neal to claim his first NBA Scoring Title ... Robinson also made history earlier in the season when he became just the fourth player ever to record a quadruple-double ... Robinson posted his vs. Detroit on 2/17, finishing with 34 points, 10 rebounds, 10 blocks and 10 assists.

## 1993-94 SPURS FINAL STATISTICS (55-27)


PLAYER	G	GS	MIN	3-POINT					REBOUNDING			SCORING								
				FG-FGA	PCT	FG-FGA	PCT	FT-FTA	PCT	OFF	DEF	TOT	AST	PF	DQ	STL	TO	BLK	PTS	AVG
Robinson	80	80	3241	840-1658	.507	10-29	.345	693-925	.749	241	614	855	381	228	3	139	253	265	2383	29.8
Ellis	77	75	2590	478-967	.494	131-332	.395	83-107	.776	70	185	255	80	141	0	66	75	11	1170	15.2
Anderson	80	79	2488	394-837	.471	22-68	.324	145-171	.848	68	174	242	347	187	1	71	153	46	955	11.9
Del Negro	77	56	1949	309-634	.487	15-43	.349	140-170	.824	27	134	161	320	168	0	64	102	1	773	10.0
Knight	64	18	1430	224-471	.476	4-21	.190	141-174	.810	28	75	103	197	120	0	34	94	10	593	9.3
Reid	70	11	1344	260-530	.491	0-3	.000	107-153	.699	91	129	220	73	165	0	43	84	25	627	9.0
Cummings	59	29	1133	183-428	.428	0-2	.000	63-107	.589	132	165	297	50	137	0	31	59	13	429	7.3
Carr	34	0	465	78-160	.488	0-1	.000	42-58	.724	12	39	51	15	75	0	9	15	22	198	5.8
Daniels	65	5	980	140-372	.376	44-125	.352	46-64	.719	45	66	111	94	69	0	29	60	16	370	5.7
Rodman	79	51	2989	156-292	.534	5-24	.208	53-102	.520	453	914	1367	184	229	0	52	138	32	370	4.7
Floyd	53	2	737	70-209	.335	8-36	.222	52-78	.667	10	60	70	101	71	0	12	61	8	200	3.8
Nevitt	1	0	1	0-0	.000	0-0	.000	3-6	.500	1	0	1	0	1	0	0	1	0	3	3.0
Haley	28	0	94	21-48	.438	0-0	.000	17-21	.810	6	18	24	1	18	0	0	10	0	59	2.1
Whitney	40	4	339	25-82	.305	10-30	.333	12-15	.800	5	24	29	53	53	0	11	37	1	72	1.8
SPURS	82			3178-6688	.475	249-714	.349	1597-2151	.742	1189	2597	3786	1896	1662	4	561	1198	450	8202	100.0
OPPONENTS	82			3066-6880	.446	290-871	.333	1349-1875	.719	1089	2153	3242	1769	1791	16	632	1020	346	7771	94.8

# 1993-94 GAME-BY-GAME

## 55-27 (SECOND IN MIDWEST DIVISION)

DATE	OPPONENT	W-L	SCORE	REC.	ATT.	HI-SCORER	HI-REBOUNDER
<b>NOVEMBER RECORD: 9-5 (HOME: 7-1, ROAD: 2-4)</b>							
11-5	GOLDEN STATE	W	91-85	1-0	36,523	32-Robinson	21-Rodman
11-7	NEW JERSEY	L	73-99	1-1	15,280	14-Anderson	11-Robinson
11-9	MINNESOTA	W	110-95	2-1	16,087	43-Robinson	29-Rodman
11-10	@ Phoenix	L	93-101	2-2	19,023	32-Robinson	25-Rodman
11-12	@ Sacramento	L	91-93	2-3	17,317	32-Robinson	24-Rodman
11-13	@ LA Clippers	L	90-92	2-4	12,416	20-Ellis	13-Rodman
11-16	@ Denver	W	86-74	3-4	13,549	17-Ellis/Robinson	23-Rodman
11-17	NEW YORK	W	95-90	4-4	18,723	32-Robinson	20-Rodman
11-19	@ Detroit	L	86-95	4-5	21,454	27-Robinson	17-Robinson
11-20	@ Milwaukee	W	101-97	5-5	16,365	31-Robinson	16-Rodman
11-22	LA CLIPPERS	W	110-98	6-5	16,011	28-Robinson	22-Rodman
11-24	CHICAGO	W	109-84	7-5	33,066	21-Anderson	21-Rodman
11-27	DALLAS	W	104-80	8-5	18,066	28-Robinson	20-Rodman
11-29	MILWAUKEE	W	102-95	9-5	15,401	34-Robinson	19-Rodman
<b>DECEMBER RECORD: 9-6 (HOME: 3-3, ROAD: 6-3)</b>							
12-1	@ Charlotte	W	92-88	10-5	23,698	31-Robinson	28-Rodman
12-3	@ Orlando	W	94-84	11-5	15,291	23-Robinson	23-Rodman
12-4	@ Philadelphia	W	90-82	12-5	13,923	37-Robinson	14-Rodman
12-8	SEATTLE	L	107-109 (OT)	12-6	18,184	39-Robinson	15-Robinson
12-9	@ Atlanta	L	95-105	12-7	11,616	26-Robinson	14-Rodman
12-11	DENVER	W	105-100	13-7	16,784	31-Robinson	9-Rodman
12-13	@ Utah	L	87-102	13-8	19,111	23-Robinson	20-Rodman
12-15	PORTLAND	W	111-91	14-8	16,289	37-Robinson	15-Robinson
12-16	@ Dallas	W	103-89	15-8	11,146	30-Robinson	18-Rodman
12-18	@ Chicago	L	90-102	15-9	18,676	24-Ellis	9-Rodman
12-21	HOUSTON	L	88-90	15-10	32,631	13-Robinson	7-Robinson
12-23	UTAH	L	88-96	15-11	33,151	27-Robinson	13-Rodman
12-26	BOSTON	W	99-85	16-11	19,440	46-Robinson	16-Rodman
12-28	@ Miami	W	84-76	17-11	15,200	20-Robinson	16-Robinson
12-30	@ Indiana	W	107-82	18-11	16,044	22-Reid	19-Rodman
<b>JANUARY RECORD: 11-3 (HOME: 7-0, ROAD: 4-3)</b>							
1-2	LA LAKERS	W	94-92	19-11	18,017	36-Robinson	12-Rodman
1-4	PHILADELPHIA	W	107-84	20-11	16,767	32-Robinson	18-Rodman
1-6	@ Golden State	L	98-102	20-12	15,025	32-Robinson	23-Rodman
1-7	@ Denver	W	84-76	21-12	16,291	18-Robinson	11-Robinson
1-9	@ LA Lakers	W	95-89	22-12	11,069	22-Robinson	16-Rodman
1-11	MINNESOTA	W	108-98	23-12	17,664	27-Robinson	13-Rodman
1-13	PHOENIX	W	107-88	24-12	34,027	27-Robinson	16-Robinson
1-15	@ Dallas	W	104-87	25-12	14,061	20-Cummings/Rob	19-Rodman
1-17	@ Washington	W	100-87	26-12	18,756	21-Cummings	19-Rodman
1-19	@ New York	L	108-120	26-13	19,763	24-Ellis	20-Rodman
1-20	@ Minnesota	L	83-93	26-14	17,749	25-Robinson	16-Rodman
1-22	DALLAS	W	103-83	27-14	19,003	23-Robinson	32-Rodman
1-25	SACRAMENTO	W	107-91	28-14	17,630	31-Robinson	20-Rodman
1-29	ATLANTA	W	100-87	29-14	33,035	35-Robinson	13-Rodman
<b>FEBRUARY RECORD: 11-2 (HOME: 6-0, ROAD: 5-2)</b>							
2-1	LA LAKERS	W	112-97	30-14	17,397	32-Ellis	16-Rodman
2-3	@ Cleveland	W	98-97	31-14	17,031	31-Ellis	20-Rodman
2-4	@ Boston	W	100-91	32-14	14,890	34-Robinson	13-Rodman
2-6	@ New Jersey	W	104-102 (OT)	33-14	18,322	36-Robinson	20-Rodman
2-8	WASHINGTON	W	110-90	34-14	16,884	31-Robinson	14-Robinson
2-10	DENVER	W	94-87	35-14	17,583	29-Robinson	20-Rodman
2-15	INDIANA	W	109-100	36-14	18,129	34-Robinson	19-Rodman
2-17	DETROIT	W	115-96	37-14	19,451	34-Robinson	22-Rodman
2-19	MIAMI	W	100-96	38-14	35,717	22-Reid	26-Rodman
2-21	@ Minnesota	W	114-89	39-14	18,148	50-Robinson	20-Rodman
2-23	@ Utah	L	102-106 (ZOT)	39-15	19,911	25-Robinson	16-Rodman/Robinson
2-25	@ LA Lakers	W	126-110	40-15	13,783	33-Anderson	18-Rodman
2-26	@ Portland	L	96-104	40-16	12,888	32-Robinson	18-Rodman
<b>MARCH RECORD: 11-4 (HOME: 6-2, ROAD: 5-2)</b>							
3-2	UTAH	L	96-106	40-17	18,577	32-Robinson	13-Rodman
3-4	LA CLIPPERS	W	121-113	41-17	18,735	41-Robinson	16-Robinson
3-6	ORLANDO	W	111-103	42-17	34,325	36-Robinson	13-Robinson
3-8	HOUSTON	W	115-99	43-17	20,539	24-Reid	14-Rodman
3-11	SEATTLE	L	99-100	43-18	20,640	28-Robinson	14-Robinson
3-12	@ Houston	W	109-98	44-18	16,611	40-Robinson	16-Robinson
3-14	@ Denver	L	88-116	44-19	17,171	16-Del Negro	9-Rodman/Robinson
3-16	PORTLAND	W	110-102	45-19	20,539	27-Ellis/Robinson	19-Rodman
3-19	SACRAMENTO	W	107-100	46-19	20,640	48-Robinson	16-Robinson
3-22	@ Seattle	L	89-105	46-20	14,813	27-Robinson	16-Rodman
3-24	@ Sacramento	W	107-91	47-20	37,317	28-Robinson	18-Rodman
3-26	@ Golden State	W	112-101	48-20	15,025	29-Robinson	25-Rodman
3-27	@ Portland	W	107-95	49-20	12,888	36-Robinson	16-Rodman
3-29	@ Dallas	W	117-92	50-20	13,174	37-Robinson	20-Rodman
3-31	CLEVELAND	W	101-85	51-20	19,287	26-Robinson	15-Rodman
<b>APRIL RECORD: 4-7 (HOME: 3-3, ROAD: 1-4)</b>							
4-2	CHARLOTTE	W	117-111	52-20	20,640	24-Robinson	20-Rodman
4-5	GOLDEN STATE	L	101-106	52-21	18,769	29-Robinson	19-Rodman
4-6	@ Phoenix	L	95-107	52-22	19,023	33-Robinson	13-Rodman
4-9	@ Houston	L	89-100	52-23	16,611	30-Robinson	16-Rodman
4-11	MINNESOTA	W	101-89	53-23	19,138	29-Robinson	16-Rodman
4-13	DENVER	L	78-83	53-24	16,746	32-Robinson	18-Rodman
4-14	@ Utah	L	90-101	53-25	19,911	31-Robinson	11-Robinson
4-16	PHOENIX	L	94-96	53-26	35,845	39-Robinson	21-Rodman
4-19	HOUSTON	W	90-80	54-26	32,807	22-Robinson	21-Rodman
4-22	@ Seattle	L	87-94	54-27	14,813	29-Robinson	18-Rodman
4-24	@ LA Clippers	W	112-97	55-27	16,005	71-Robinson	17-Rodman

# 1994-95 RECAP



Avery Johnson

## RECORD

62-20 (33-8 home: 29-12 road)  
First in Midwest Division

## HONORS

David Robinson, NBA Most Valuable Player  
David Robinson, All-NBA First Team  
David Robinson, NBA All-Star  
David Robinson, IBM Award  
David Robinson,  
NBA All-Defensive First Team  
Dennis Rodman,  
NBA All-Defensive First Team

## PLAYOFFS

Defeated Denver, First Round, 3-0  
Defeated L.A. Lakers,  
Western Conference Semifinals, 4-2  
Lost to Houston,  
Western Conference Finals, 4-2

## SPURS LEADERS

Scoring: David Robinson 27.6 ppg  
Rebounding: Dennis Rodman 16.8 rpg  
Assists: Avery Johnson 8.2 apg

Head Coach: Bob Hill  
Assistants: Hank Egan, Dave Cowens  
& Paul Pressey

## 1994-95 SEASON NOTES

- The Spurs posted the best record in the NBA finishing with a 62-20 record ... the team captured its eighth NBA division title, winning the Midwest Division.
- David Robinson was named the NBA's Most Valuable Player, becoming the first Spur ever to win the honor ... the Admiral averaged 27.6 points, 10.8 rebounds, 2.9 assists, 1.65 steals and 3.23 blocks ... he was third in the NBA in scoring, fourth in blocks, seventh in rebounding, 15th in steals and 15th in FG percentage.
- The Spurs won 15-straight games late in the season and were 21-2 in their final 23 games.
- In the postseason, the Spurs advanced to the Western Conference Finals before falling to the Houston Rockets in six games ... at the time it was the Spurs' best playoff run ever, winning two playoff series in the same year for the first time in franchise history.

## 1994-95 SPURS FINAL STATISTICS (62-20)

PLAYER	G	GS	MIN	3-POINT					REBOUNDING			SCORING								
				FG-FGA	PCT	FG-FGA	PCT	FT-FTA	PCT	OFF	DEF	TOT	AST	PF	DQ	STL	TO	BLK	PTS	AVG
Robinson	81	81	3074	788-1487	.530	6-20	.300	656-847	.774	234	643	877	236	230	2	134	233	262	2238	27.6
Elliott	81	81	2858	502-1072	.468	136-333	.408	326-404	.807	63	224	287	206	216	2	78	151	38	1466	18.1
Johnson	82	82	3011	448-863	.519	3-22	.136	202-295	.685	49	159	208	670	154	0	114	207	13	1101	13.4
Del Negro	75	71	2360	372-766	.486	66-162	.407	128-162	.790	28	164	192	226	179	0	61	56	14	938	12.5
Person	81	1	2033	317-750	.423	172-445	.387	66-102	.647	49	209	258	106	198	0	45	102	12	872	10.8
Rodman	49	26	1568	137-240	.571	0-2	.000	75-111	.676	274	549	823	97	159	1	31	98	23	349	7.1
Reid	81	37	1566	201-396	.508	1-2	.500	160-233	.687	120	273	393	55	230	2	60	113	32	563	7.0
Cummings	76	20	1273	224-464	.483	0-0	.000	72-123	.585	138	240	378	59	188	1	36	95	19	520	6.8
Rivers	60	0	942	104-289	.360	42-122	.344	52-71	.732	13	87	100	154	142	1	61	56	21	302	5.0
Anderson	38	11	556	76-162	.469	3-19	.158	30-41	.732	15	40	55	52	71	1	26	38	10	185	4.9
Malone	17	0	149	13-35	.371	1-2	.500	22-32	.688	20	26	46	6	15	0	2	11	3	49	2.9
Eisley	15	0	56	3-17	.176	1-5	.200	0-0	.000	2	4	6	18	3	0	0	8	1	7	0.5
Haley	31	0	117	26-61	.426	0-1	.000	21-32	.656	8	19	27	2	31	0	3	13	5	73	2.4
Whitney	25	0	179	14-47	.298	3-19	.158	11-11	1.000	4	9	13	28	34	1	4	18	0	42	1.7
Nwosu	23	0	84	9-28	.321	0-0	.000	13-17	.765	11	13	24	3	20	0	0	9	3	31	1.3
Crowder	7	0	29	2-10	.200	0-4	.000	2-6	.333	1	2	3	1	1	0	1	2	0	6	0.9
<b>SPURS</b>	<b>82</b>			<b>3236-6687</b>	<b>.484</b>	<b>434-1158</b>	<b>.375</b>	<b>1836-2487</b>	<b>.738</b>	<b>1029</b>	<b>2661</b>	<b>3690</b>	<b>1919</b>	<b>1871</b>	<b>11</b>	<b>656</b>	<b>1246</b>	<b>456</b>	<b>8742</b>	<b>106.6</b>
<b>OPPONENTS</b>	<b>82</b>			<b>3168-6974</b>	<b>.454</b>	<b>426-1251</b>	<b>.341</b>	<b>1491-2089</b>	<b>.714</b>	<b>1017</b>	<b>2303</b>	<b>3320</b>	<b>1878</b>	<b>2063</b>	<b>25</b>	<b>633</b>	<b>1182</b>	<b>408</b>	<b>8253</b>	<b>100.6</b>




# 1994-95 GAME-BY-GAME

## 62-20 (FIRST IN MIDWEST DIVISION)

DATE	OPPONENT	W-L	SCORE	REC.	ATT.	HI-SCORER	HI-REBOUNDER
<b>NOVEMBER RECORD: 6-7 (HOME: 5-3, ROAD: 1-4)</b>							
11-4	GOLDEN ST.	L	118-123	0-1	30,542	27-AJ/Robinson	16-Robinson
11-7	NEW JERSEY	W	105-96	1-1	13,805	23-Elliott	19-Robinson
11-9	UTAH	W	109-101	2-1	14,354	20-Robinson	17-Robinson
11-12	NEW YORK	W	101-82	3-1	19,710	35-Robinson	13-Robinson
11-15	@ Denver	L	99-112	3-2	17,171	33-Robinson	20-Robinson
11-16	CHICAGO	L	92-94	3-3	16,059	30-Robinson	12-Robinson
11-19	@ Minnesota	W	109-101	4-3	14,109	23-Person	10-Robinson
11-21	@ New York	L	88-92	4-4	19,763	29-Robinson	12-Robinson
11-23	PORTLAND	W	110-105	5-4	16,304	36-Robinson	18-Robinson
11-25	SEATTLE	L	94-114	5-5	19,016	27-Elliott	11-Robinson
11-26	@ Phoenix	L	108-111	5-6	19,023	25-Robinson	9-Reid
11-28	MINNESOTA	W	92-88	6-6	14,272	24-Robinson	10-Robinson
11-30	@ Seattle	L	100-109	6-7	14,793	42-Robinson	13-Reid
<b>DECEMBER RECORD: 9-3 (HOME: 5-2, ROAD: 4-1)</b>							
12-2	@ Portland	W	95-91	7-7	12,888	32-Robinson	12-Robinson
12-6	DALLAS	L	121-124 (OT)	7-8	14,007	42-Robinson	10-Reid
12-8	UTAH	L	114-117 (OT)	7-9	14,092	25-Del Negro	15-Robinson
12-10	@ Houston	W	108-96	8-9	16,611	24-Johnson	11-Robinson
12-12	WASHINGTON	W	122-101	9-9	14,501	21-Robinson	12-Robinson
12-14	BOSTON	W	122-110	10-9	15,154	32-Robinson	11-Robinson/Rodman
12-17	LA LAKERS	W	116-102	11-9	15,439	32-Robinson	19-Rodman
12-21	@ Denver	W	111-97	12-9	17,171	24-Robinson	14-Rodman
12-23	HOUSTON	W	98-96	13-9	31,514	26-Del Negro	10-Reid/Robinson
12-27	CHARLOTTE	W	119-108	14-9	33,026	30-Robinson	20-Rodman
12-29	@ Atlanta	L	121-127 (OT)	14-10	15,005	30-Robinson	7-Four Players
12-30	@ Washington	W	115-101	15-10	18,756	30-Robinson	10-Rodman
<b>JANUARY RECORD: 11-4 (HOME: 4-1, ROAD: 7-3)</b>							
1-3	@ Golden St.	W	91-86	16-10	15,025	26-Robinson	19-Rodman
1-5	@ Utah	W	104-103	17-10	19,911	25-Robinson	18-Rodman
1-7	@ LA Clippers	W	103-88	18-10	8,070	27-Robinson	22-Rodman
1-10	LA CLIPPERS	W	108-97	19-10	15,729	33-Robinson	21-Rodman
1-12	MIAMI	W	113-108	20-10	14,651	32-Elliott	22-Rodman
1-13	@ Houston	L	100-103	20-11	16,611	23-Robinson	10-Robinson
1-15	DALLAS	L	103-108	20-12	16,019	43-Robinson	17-Robinson
1-17	@ Boston	W	101-92	21-12	14,890	24-Person	18-Rodman
1-18	@ Charlotte	L	110-111	21-13	23,698	42-Robinson	10-Rodman
1-20	@ Miami	W	115-114 (OT)	22-13	14,687	26-Robinson	11-Robinson
1-22	@ Indiana	L	93-98	22-14	16,672	34-Robinson	25-Rodman
1-24	@ Chicago	W	104-102 (OT)	23-14	22,414	30-Robinson	23-Rodman
1-26	HOUSTON	W	103-100	24-14	33,360	26-Elliott	22-Rodman
1-28	DENVER	W	103-77	25-14	32,820	31-Elliott	17-Rodman
1-31	@ Sacramento	W	97-96	26-14	17,317	23-Robinson	19-Rodman
<b>FEBRUARY RECORD: 11-2 (HOME: 7-0, ROAD: 4-2)</b>							
2-1	@ Portland	W	111-107	27-14	12,888	34-Robinson	19-Rodman
2-3	@ Dallas	W	114-103	28-14	17,502	20-Robinson	20-Rodman
2-4	SACRAMENTO	W	97-96	29-14	18,436	34-Robinson	22-Rodman
2-7	@ Seattle	W	106-103	30-14	15,803	31-Robinson	27-Rodman
2-8	@ LA Lakers	L	99-115	30-15	14,175	24-Person	10-Rodman
2-14	UTAH	W	112-96	31-15	18,490	29-Robinson	9-Robinson/Rodman
2-16	@ Utah	L	113-120	31-16	19,911	22-Elliott	20-Rodman
2-18	ATLANTA	W	111-97	32-16	33,072	31-Del Negro	18-Rodman
2-21	@ Houston	W	98-97	33-16	16,611	23-Del Negro	30-Rodman
2-22	PHOENIX	W	105-100	34-16	20,443	34-Robinson	24-Rodman
2-24	DETROIT	W	114-97	35-16	20,443	37-Robinson	21-Rodman
2-26	GOLDEN ST.	W	129-99	36-16	29,014	30-Robinson	22-Rodman
2-28	CLEVELAND	W	100-83	37-16	15,546	18-Robinson	21-Rodman
<b>MARCH RECORD: 14-2 (HOME: 8-1, ROAD: 6-1)</b>							
3-3	ORLANDO	W	112-111	38-16	35,818	24-Robinson	20-Rodman
3-5	HOUSTON	W	124-103	39-16	35,818	31-Robinson	27-Rodman
3-7	INDIANA	L	100-117	39-17	17,665	28-Elliott	14-Rodman
3-9	@ Cleveland	W	100-98	40-17	20,562	26-Robinson	10-Rodman
3-10	@ Philadelphia	W	100-94	41-17	16,575	33-Robinson	22-Rodman
3-12	@ Orlando	L	104-110	41-18	16,010	34-Robinson	23-Rodman
3-14	MINNESOTA	W	115-100	42-18	19,031	24-Robinson	14-Rodman
3-16	PHILADELPHIA	W	112-86	43-18	17,660	26-Robinson	15-Cummings
3-18	DALLAS	W	116-106	44-18	35,888	36-Robinson	14-Rodman
3-20	SEATTLE	W	104-96	45-18	19,798	24-Robinson	11-Person/Reid
3-22	@ New Jersey	W	102-85	46-18	20,049	22-Robinson	9-Reid/Robinson
3-24	@ Minnesota	W	111-97	47-18	15,112	29-Robinson	13-Robinson
3-25	@ Milwaukee	W	113-105	48-18	16,633	27-Robinson	12-Robinson
3-27	@ Detroit	W	114-93	49-18	16,094	40-Robinson	12-Robinson
3-29	LA LAKERS	W	107-84	50-18	18,027	30-Robinson	16-Cummings/Robinson
3-31	MILWAUKEE	W	118-102	51-18	32,107	26-Robinson	10-Reid/Robinson
<b>APRIL RECORD: 11-2 (HOME: 4-1, ROAD: 7-1)</b>							
4-2	PHOENIX	W	109-106	52-18	35,888	30-Elliott	14-Robinson
4-4	@ LA Clippers	W	113-89	53-18	10,856	27-Robinson	18-Robinson
4-6	@ Sacramento	W	96-94	54-18	17,317	29-Robinson	15-Cummings
4-8	@ Golden St.	W	112-99	55-18	15,025	36-Robinson	11-Cummings
4-9	@ LA Lakers	W	101-87	56-18	17,505	26-Robinson	18-Robinson
4-11	PORTLAND	L	71-91	56-19	19,011	21-Robinson	12-Robinson
4-12	@ Phoenix	L	111-115	56-20	19,023	25-Robinson	11-Cummings
4-14	SACRAMENTO	W	98-88	57-20	25,130	22-Robinson	16-Robinson
4-16	@ Denver	W	112-109 (OT)	58-20	17,171	42-Robinson	14-Robinson
4-18	DENVER	W	107-96	59-20	18,481	30-Robinson	13-Rodman
4-20	@ Dallas	W	112-111	60-20	17,502	36-Robinson	13-Robinson
4-21	LA CLIPPERS	W	107-96	61-20	25,501	21-Elliott	17-Rodman
4-23	@ Minnesota	W	97-91	62-20	18,872	20-Person	16-Rodman

# 1995-96 RECAP



Vinny Del Negro

## RECORD

59-23 (33-8 home: 26-15 road)  
First in Midwest Division

## HONORS

David Robinson, IBM Award  
David Robinson, All-NBA First Team  
David Robinson, All-Defensive First Team  
Sean Elliott, NBA All-Star  
David Robinson, NBA All-Star

## PLAYOFFS

Defeated Phoenix, First Round, 3-1  
Lost to Utah,  
Western Conference Semifinals, 4-2

## SPURS LEADERS

Scoring: David Robinson 25.0 ppg  
Rebounding: David Robinson 12.2 rpg  
Assists: Avery Johnson 9.6 apg

Head Coach: Bob Hill  
Assistants: Hank Egan, Dave Cowens  
& Paul Pressey

## 1995-96 SEASON NOTES

- The 1996 All-Star Game was held in San Antonio ... the East beat the West 129-118 in front of 36,037 in the Dome ... Michael Jordan – in his first All-Star Game since 1993 – was the MVP, finishing with 20 points in 22 minutes ... for the Western squad David Robinson had 18 points and 11 rebounds in 23 minutes and Sean Elliott finished with 13 points in 22 minutes.
- The Spurs finished the month of March with a perfect 16-0 record, matching the '71-72 Lakers for the best month ever recorded in NBA history ... the Spurs perfect month was part of a franchise-record 17 game winning streak which went from 2/29-4/2.
- Avery Johnson and Vinny Del Negro finished with the best assist-to-turnover ratio among any starting backcourt in the NBA ... AJ and Vinny combined for a 3.74-to-1 assist-to-turnover ratio ... Johnson's personal assist-to-turnover ratio of 4.05-to-1 was the best among any starter in the league.
- David Robinson and Chuck Person both hit a pair of major milestones during the season ... on 3/14 vs. the Heat, Person connected on the 1,000th three-pointer of his career, becoming just the fourth player in history to hit the 1,000 mark ... then, on 4/15 at Portland, Robinson became just the 10th player in NBA history to record 2,000 career blocks.

## 1995-96 SPURS FINAL STATISTICS (59-23)


PLAYER	G	GS	MIN	3-POINT					REBOUNDING			SCORING								
				FG-FGA	PCT	FG-FGA	PCT	FT-FTA	PCT	OFF	DEF	TOT	AST	PF	DQ	STL	TO	BLK	PTS	AVG
Robinson	82	82	3019	711-1378	.516	3-9	.333	626-823	.761	319	681	1000	247	262	1	111	190	271	2051	25.0
Elliott	77	77	2901	525-1127	.466	161-392	.411	326-423	.771	69	327	396	211	178	1	69	198	33	1537	20.0
Del Negro	82	82	2766	478-962	.497	57-150	.380	178-214	.832	36	236	272	315	166	0	85	100	6	1191	14.5
Johnson	82	82	3084	438-887	.494	6-31	.194	189-262	.721	37	169	206	789	179	1	119	195	21	1071	13.1
Person	80	16	2131	307-705	.437	190-463	.410	67-104	.644	76	337	413	100	197	2	49	91	26	873	10.9
Smith	32	30	826	130-284	.458	0-0	.000	46-60	.767	74	128	202	36	100	1	32	45	29	306	9.6
Reid	32	5	643	72-164	.439	0-1	.000	64-87	.736	35	88	123	14	98	0	25	49	10	208	6.5
Perdue	80	22	1396	173-331	.523	0-1	.000	67-125	.536	175	310	485	33	183	0	28	86	75	413	5.2
Rivers	78	0	1235	108-290	.372	47-137	.343	48-64	.750	30	108	138	123	175	0	73	57	21	311	4.0
Lohaus	32	1	273	39-96	.406	27-65	.415	2-3	.667	5	28	33	17	34	0	2	9	7	107	3.3
Demps	16	0	87	19-33	.576	1-2	.500	14-17	.824	2	7	9	8	10	0	3	12	1	53	3.3
Williams	17	0	122	20-46	.435	0-1	.000	9-12	.750	11	12	23	4	17	0	4	13	2	49	2.9
Alexander	60	0	560	63-155	.406	26-66	.394	16-25	.640	9	33	42	121	94	0	27	68	2	168	2.8
Herrera	44	6	393	40-97	.412	0-1	.000	5-17	.294	30	51	81	16	61	0	9	29	8	85	1.9
Anderson	46	7	344	24-47	.511	0-1	.000	6-25	.240	29	71	100	10	66	0	9	22	24	54	1.2
<b>SPURS</b>	<b>82</b>			<b>3148-6602</b>	<b>.477</b>	<b>518-1320</b>	<b>.392</b>	<b>1863-2261</b>	<b>.736</b>	<b>937</b>	<b>2586</b>	<b>3527</b>	<b>2044</b>	<b>1820</b>	<b>6</b>	<b>645</b>	<b>1195</b>	<b>536</b>	<b>8477</b>	<b>103.4</b>
<b>OPPONENTS</b>	<b>82</b>			<b>3017-6866</b>	<b>.439</b>	<b>441-1337</b>	<b>.330</b>	<b>1485-2034</b>	<b>.730</b>	<b>1109</b>	<b>2473</b>	<b>3582</b>	<b>1849</b>	<b>1972</b>	<b>19</b>	<b>604</b>	<b>1257</b>	<b>428</b>	<b>7960</b>	<b>97.1</b>

# 1995-96 GAME-BY-GAME

## 59-23 (FIRST IN MIDWEST DIVISION)

DATE	OPPONENT	W-L	SCORE	REC.	ATT.	HI-SCORER	HI-REBOUNDER
<b>NOVEMBER RECORD: 8-4 (HOME: 4-2, ROAD: 4-2)</b>							
11-3	DALLAS	L	97-103	0-1	28,821	24-Elliott	10-Robinson
11-4	@ Denver	W	116-108	1-1	17,171	32-Elliott	15-Robinson
11-8	VANCOUVER	W	111-62	2-1	12,355	31-Robinson	11-Perdue
11-10	MILWAUKEE	W	104-90	3-1	14,353	22-Elliott	12-Robinson
11-12	@ Cleveland	W	84-81	4-1	15,137	18-Robinson	12-Robinson
11-14	@ Milwaukee	L	84-98	4-2	13,464	31-Elliott	15-Robinson
11-15	@ Minnesota	W	105-96	5-2	9,954	30-Robinson	12-Robinson
11-18	CHARLOTTE	W	109-107	6-2	15,750	27-Robinson	14-Robinson
11-22	CHICAGO	L	94-103	6-3	35,888	26-Robinson	15-Robinson
11-24	@ Seattle	L	100-112	6-4	17,072	32-Elliott	8-Robinson
11-25	@ L.A. Clippers	W	100-91	7-4	7,600	21-Del Negro	8-Elliott
11-29	L.A. CLIPPERS	W	105-86	8-4	13,206	33-Robinson	11-Robinson
<b>DECEMBER RECORD: 11-4 (HOME: 7-1, ROAD: 4-3)</b>							
12-2	PHOENIX	W	101-93	9-4	27,566	37-Robinson	15-Robinson
12-5	L.A. LAKERS	W	117-89	10-4	14,551	24-Robinson	8-Perdue
12-7	@ Atlanta	W	104-102	11-4	8,717	31-Robinson	17-Robinson
12-8	@ Chicago	L	87-106	11-5	23,802	30-Robinson	12-Robinson
12-10	@ New York	L	112-118 (2OT)	11-6	19,763	45-Robinson	16-Robinson
12-13	SEATTLE	L	83-88	11-7	13,645	23-Robinson	14-Perdue
12-14	@ Dallas	W	126-111	12-7	17,027	33-Robinson	15-Perdue
12-16	SACRAMENTO	W	122-106	13-7	15,675	31-Elliott	15-Perdue
12-19	PORTLAND	W	111-103	14-7	12,851	31-Robinson	10-Rivers
12-21	DENVER	W	114-96	15-7	14,663	25-Robinson	15-Robinson
12-23	HOUSTON	W	110-95	16-7	26,145	26-Elliott	16-Robinson
12-25	@ Phoenix	W	105-100	17-7	19,023	28-Elliott	10-Robinson
12-26	@ Sacramento	L	98-115	17-8	17,317	25-Robinson	14-Robinson
12-28	@ L.A. Lakers	W	107-99	18-8	17,505	29-Robinson	15-Perdue
12-30	MINNESOTA	W	122-84	19-8	17,049	33-Elliott	13-Person
<b>JANUARY RECORD: 9-5 (HOME: 6-2, ROAD: 3-3)</b>							
1-3	UTAH	W	111-97	20-8	23,883	31-Robinson	13-Robinson
1-5	INDIANA	L	92-105	20-9	27,513	28-Elliott	9-Robinson
1-9	@ Houston	W	88-82	21-9	16,285	20-Elliott	13-Robinson
1-10	CLEVELAND	W	92-86	22-9	12,150	26-Elliott	20-Robinson
1-12	@ Utah	W	101-94	23-9	19,911	28-Robinson	15-Robinson
1-13	ORLANDO	W	106-105	24-9	30,256	30-Del Negro	16-Robinson
1-16	BOSTON	W	121-97	25-9	15,599	27-Robinson	14-Person
1-18	@ Detroit	L	98-107	25-10	20,112	37-Robinson	14-Perdue
1-19	@ Minnesota	L	92-100	25-11	18,227	22-Lohaus	15-Robinson
1-21	@ Philadelphia	W	118-88	26-11	13,311	23-Robinson	8-Robinson
1-22	@ Miami	L	89-96	26-12	14,589	25-Elliott/Robinson	12-Perdue
1-24	DETROIT	L	84-85	26-13	13,609	19-Johnson	17-Perdue
1-26	PORTLAND	W	87-83	27-13	15,927	21-Person	21-Robinson
1-31	L.A. CLIPPERS	W	115-106	28-13	13,739	26-Johnson	10-Robinson
<b>FEBRUARY RECORD: 9-5 (HOME: 4-1, ROAD: 5-4)</b>							
2-2	MINNESOTA	W	101-90	29-13	14,236	21-Robinson	10-Robinson
2-4	@ Orlando	L	109-122 (OT)	29-14	17,248	36-Robinson	11-Robinson
2-6	@ Charlotte	W	109-102	30-14	24,042	23-Elliott/Robinson	15-Robinson
2-7	@ Boston	W	99-87	31-14	18,624	26-Elliott	17-Robinson
2-13	UTAH	L	111-114 (OT)	31-15	15,150	29-Elliott	17-Robinson
2-15	@ Houston	L	108-112	31-16	16,285	31-Del Negro	13-Robinson
2-16	GOLDEN STATE	W	113-95	32-16	16,673	20-Del Negro	18-Robinson
2-18	HOUSTON	W	93-79	33-16	34,215	25-Robinson	12-Robinson
2-20	@ Portland	W	108-105	34-16	20,640	39-Robinson	9-Robinson
2-21	@ Golden State	L	92-95	34-17	15,025	20-Robinson	13-Robinson
2-23	@ Sacramento	W	112-105	35-17	17,317	34-Robinson	14-Robinson
2-25	@ Vancouver	W	95-84	36-17	16,598	29-Elliott	12-Person
2-27	@ L.A. Clippers	L	90-95	36-18	14,555	28-Robinson	12-Smith
2-29	TORONTO	W	120-95	37-18	18,083	24-Del Negro	8-Perdue
<b>MARCH RECORD: 16-0 (HOME: 8-0, ROAD: 8-0)</b>							
3-2	PHILADELPHIA	W	115-101	38-18	29,319	33-Elliott	10-Perdue
3-4	@ Denver	W	101-90	39-18	15,734	28-Robinson	13-Robinson
3-6	DENVER	W	100-90	40-18	14,008	29-Del Negro	10-Perdue
3-8	NEW JERSEY	W	115-100	41-18	16,844	44-Robinson	14-Smith
3-10	@ Seattle	W	106-105	42-18	17,072	36-Robinson	13-Robinson
3-12	@ Golden State	W	106-98	43-18	15,025	28-Robinson	11-Robinson
3-14	MIAMI	W	120-100	44-18	19,595	28-Robinson	18-Robinson
3-16	ATLANTA	W	119-92	45-18	29,262	24-Elliott	14-Robinson
3-18	GOLDEN STATE	W	104-98	46-18	15,581	32-Robinson	14-Robinson
3-20	@ Washington	W	112-101	47-18	15,123	33-Robinson	12-Perdue
3-22	@ Toronto	W	120-108	48-18	25,964	24-Elliott/Robinson	9-Robinson
3-24	Indiana	W	100-88	49-18	16,734	22-Robinson	13-Robinson
3-25	@ New Jersey	W	95-88	50-18	16,037	35-Elliott	17-Robinson
3-27	NEW YORK	W	90-84	51-18	18,291	21-Robinson	13-Robinson
3-29	@ Dallas	W	119-104	52-18	17,502	31-Robinson	15-Robinson
3-31	PHOENIX	W	97-83	53-18	32,272	22-Robinson	13-Robinson
<b>APRIL RECORD: 6-5 (HOME: 4-2, ROAD: 2-3)</b>							
4-2	@ Phoenix	L	104-111	53-19	19,023	28-Robinson	11-Robinson
4-3	SACRAMENTO	W	117-96	54-19	13,910	25-Del Negro	9-Robinson
4-5	WASHINGTON	L	84-104	54-20	19,452	24-Robinson	18-Robinson
4-7	@ L.A. Lakers	L	97-107	54-21	17,130	40-Robinson	11-Robinson
4-8	@ Utah	W	92-91	55-21	19,911	21-Elliott	12-Robinson
4-10	VANCOUVER	W	105-82	56-21	17,269	15-Person	11-Robinson
4-13	SEATTLE	W	84-81	57-21	31,710	24-Robinson	16-Robinson
4-15	@ Portland	L	97-121	57-22	21,401	25-Robinson	13-Robinson
4-16	@ Vancouver	W	95-86	58-22	16,127	23-Elliott	5-Del Negro/Robinson
4-18	L.A. LAKERS	W	103-100	59-22	22,184	29-Robinson	17-Person
4-21	DALLAS	L	98-103	59-23	18,174	32-Robinson	13-Robinson

# 1996-97 RECAP



Will Perdue

## RECORD

20-62 (12-29 home: 8-33 road)  
Sixth in Midwest Division

## HONORS

None

## PLAYOFFS

None

## SPURS LEADERS

Scoring: Dominique Wilkins 18.2 ppg  
Rebounding: Will Perdue 9.8 rpg  
Assists: Avery Johnson 6.8 apg

Head Coach: Bob Hill/Gregg Popovich  
Assistants: Hank Egan, Paul Pressey  
& Mike Budenholzer

## 1996-97 SEASON NOTES

- Injuries were the big story for the Spurs all season, as 11 different players missed games due to injury ... Chuck Person (82), David Robinson (76), Charles Smith (63), Sean Elliott (43), Dominique Wilkins (19), Will Perdue (17), Monty Williams (16), Vinny Del Negro (10), Vernon Maxwell (10), Avery Johnson (6) and Carl Herrera (5) combined to miss a total of 347 games due to injuries ... a total of 20 players suited up for the Spurs and the team used 24 different starting lineups.
- The Spurs were 3-15 when Gregg Popovich replaced Bob Hill as head ccoach on 12/10/96 ... the Spurs finished the season with a 20-62 mark, the worst record in franchise history ... for just the fourth time in their NBA history, the Spurs failed to qualify for the playoffs.
- One of the bright spots was the play of 37-year-old forward Dominique Wilkins ... signed as a free agent before the start of the season, Wilkins averaged 18.2 points and 6.4 rebounds in 30.9 minutes in 63 games ... he finished the season with 26,534 career points, which placed him in seventh place on the NBA's all-time scoring list.

## 1996-97 SPURS FINAL STATISTICS (20-62)


PLAYER	G	GS	MIN	3-POINT				REBOUNDING			SCORING					PTS	AVG			
				FG-FGA	PCT	FG-FGA	PCT	FT-FTA	PCT	OFF	DEF	TOT	AST	PF	DQ			STL	TO	BLK
Wilkins	63	26	1945	397-953	.417	70-239	.293	281-350	.803	169	233	402	119	100	0	39	135	31	1145	18.2
Robinson	6	6	147	36-72	.500	0-0	.000	34-52	.654	19	32	51	8	9	0	6	8	6	106	17.7
Elliott	39	39	1393	196-464	.422	42-126	.333	148-196	.755	48	142	190	124	105	1	24	89	24	582	14.9
Maxwell	72	31	2068	340-906	.375	115-372	.309	134-180	.744	27	132	159	153	168	1	87	121	19	929	12.9
Del Negro	72	53	2243	365-781	.467	44-140	.314	112-129	.868	39	171	210	231	131	0	59	92	7	886	12.3
Johnson	76	76	2472	327-685	.477	6-26	.231	140-203	.690	32	115	147	513	158	1	96	146	15	800	10.5
Williams	65	26	1345	234-460	.509	0-1	.000	120-186	.645	98	108	206	91	161	1	55	116	52	588	9.0
Perdue	65	34	1918	233-410	.568	0-0	.000	99-171	.579	251	387	638	38	184	2	32	87	102	565	8.7
Herrera	75	58	1837	257-593	.433	2-6	.333	81-118	.686	118	222	340	50	217	3	62	95	53	597	8.0
Alexander	80	6	1454	194-490	.396	94-252	.373	95-129	.736	29	94	123	254	148	0	82	146	16	577	7.2
Smith	19	7	329	34-84	.405	0-1	.000	20-26	.769	18	47	65	14	44	0	13	22	22	88	4.6
Nickerson	3	0	36	3-9	.333	0-1	.000	7-7	1.000	1	3	4	1	1	0	0	0	1	13	4.3
Hancock	1	0	8	1-2	.500	0-0	.000	2-2	1.000	0	0	0	1	2	0	0	0	0	4	4.0
Anderson	82	48	1659	130-262	.496	0-1	.000	62-93	.667	157	291	448	34	225	2	63	73	67	322	3.9
Howard	7	0	69	7-12	.583	0-0	.000	12-14	.857	4	5	9	1	7	0	8	5	2	26	3.7
Feick	38	0	614	54-153	.353	4-13	.308	34-65	.523	81	130	211	26	75	0	16	31	13	146	3.8
Gray	3	0	24	5-15	.333	0-0	.000	0-1	.000	3	2	5	0	8	0	1	5	0	10	3.3
Sasser	6	0	62	8-19	.421	1-2	.500	0-0	.000	0	7	7	1	11	0	2	2	0	17	2.8
Courtney	5	0	48	5-16	.313	0-0	.000	3-5	.600	4	3	7	0	6	0	0	2	0	13	2.6
Kempton	10	0	59	1-5	.200	0-0	.000	2-2	1.000	3	5	8	2	4	0	1	7	1	4	0.4
<b>SPURS</b>	<b>82</b>			<b>2827-6391</b>	<b>.442</b>	<b>378-1180</b>	<b>.320</b>	<b>1386-1929</b>	<b>.719</b>	<b>1101</b>	<b>2129</b>	<b>3230</b>	<b>1661</b>	<b>1764</b>	<b>11</b>	<b>646</b>	<b>1243</b>	<b>431</b>	<b>7418</b>	<b>90.5</b>
<b>OPPONENTS</b>	<b>82</b>			<b>3002-6379</b>	<b>.471</b>	<b>552-1425</b>	<b>.387</b>	<b>1508-2042</b>	<b>.738</b>	<b>1048</b>	<b>2302</b>	<b>3350</b>	<b>1955</b>	<b>1646</b>	<b>4</b>	<b>664</b>	<b>1180</b>	<b>448</b>	<b>8064</b>	<b>98.3</b>

# 1996-97 GAME-BY-GAME

## 20-62 (SIXTH IN MIDWEST DIVISION)

DATE	OPPONENT	W-L	SCORE	REC.	ATT.	HI-SCORER	HI-REBOUNDER
<b>NOVEMBER RECORD: 2-13 (HOME: 1-7, ROAD: 1-6)</b>							
11-1	@ Minnesota	L	78-82	0-1	18,109	18-Wilkins	8-Elliott/Wilkins
11-3	DENVER	L	79-88	0-2	20,791	17-Elliott	10-Smith
11-5	@ Cleveland	W	74-68	1-2	15,587	17-Elliott	13-Anderson
11-6	@ Washington	L	86-96	1-3	17,110	18-Elliott	11-Anderson
11-8	SEATTLE	L	75-87	1-4	15,027	15-Elliott/Johnson	11-Elliott
11-10	@ Portland	L	81-94	1-5	20,112	18-Wilkins	11-Wilkins
11-13	L.A. LAKERS	W	95-83	2-5	26,002	28-Wilkins	11-Wilkins
11-15	INDIANA	L	78-93	2-6	14,395	19-Wilkins	16-Wilkins
11-17	GOLDEN STATE	L	92-102	2-7	13,334	17-Johnson/Maxwell	7-Herrera/Perdue/Wilkins
11-20	L.A. CLIPPERS	L	81-93	2-8	13,386	24-Wilkins	14-Perdue
11-22	@ L.A. Lakers	L	86-96	2-9	17,505	19-Wilkins	13-Wilkins
11-24	@ Vancouver	L	91-96	2-10	15,874	26-Wilkins	11-Wilkins
11-26	@ Dallas	L	101-105	2-11	14,567	32-Wilkins	8-Perdue/Williams
11-27	PORTLAND	L	109-120	2-12	13,797	33-Wilkins	11-Wilkins
11-30	CHICAGO	L	88-97	2-13	37,058	25-Wilkins	23-Perdue
<b>DECEMBER RECORD: 5-7 (HOME: 3-2, ROAD: 2-5)</b>							
12-4	PHILADELPHIA	W	113-103	3-13	12,968	24-Johnson/Wilkins	10-Wilkins
12-6	VANCOUVER	L	89-105	3-14	13,646	24-Wilkins	11-Perdue
12-8	@ Golden State	L	88-114	3-15	13,057	15-Wilkins/Perdue	6-Anderson/Perdue
12-10	@ Phoenix	L	76-93	3-16	19,023	17-Wilkins	9-Robinson
12-12	@ L.A. Clippers	L	94-97	3-17	11,349	20-Robinson	7-Robinson
12-14	DALLAS	W	106-105	4-17	16,548	27-Robinson	10-Robinson
12-19	@ Houston	W	115-101	5-17	16,285	24-Wilkins	9-Robinson
12-21	PHOENIX	W	101-88	6-17	16,053	29-Elliott	12-Perdue
12-23	MIAMI	L	79-90	6-18	24,702	18-Elliott/Robinson	7-Elliott/Perdue
12-26	@ Seattle	L	86-94	6-19	17,072	17-Elliott/Wilkins	7-Wilkins
12-29	@ Portland	L	86-110	6-20	20,049	16-Wilkins	8-Perdue
12-30	@ Vancouver	W	95-88	7-20	15,749	23-Maxwell/Johnson	13-Perdue
<b>JANUARY RECORD: 4-11 (HOME: 3-5, ROAD: 1-6)</b>							
1-2	UTAH	W	83-80	8-20	15,220	22-Johnson	12-Perdue
1-3	@ Denver	W	93-91	9-20	10,504	24-Maxwell	16-Perdue
1-5	L.A. CLIPPERS	L	84-93	9-21	12,891	23-Maxwell	10-Herrera
1-7	@ New Jersey	L	74-90	9-22	13,860	16-Johnson/Williams	9-Perdue
1-8	@ Boston	L	83-107	9-23	14,490	14-Johnson/Williams	14-Perdue
1-10	@ Detroit	L	78-84	9-24	19,733	21-Maxwell	12-Perdue
1-11	@ Atlanta	L	82-87 (OT)	9-25	15,877	21-Johnson	17-Perdue
1-15	NEW YORK	L	77-94	9-26	14,541	22-Maxwell	13-Perdue
1-17	SACRAMENTO	W	96-76	10-26	13,938	19-Elliott	11-Perdue
1-20	@ Minnesota	L	83-96	10-27	17,113	22-Del Negro	13-Perdue
1-22	NEW JERSEY	L	95-103	10-28	12,802	20-Maxwell/Wilkins	9-Elliott
1-24	DALLAS	W	97-87	11-28	13,695	24-Wilkins	12-Perdue
1-26	@ Milwaukee	L	76-94	11-29	13,179	22-Herrera	11-Herrera
1-29	L.A. LAKERS	L	92-99	11-30	25,570	28-Wilkins	12-Wilkins
1-31	MINNESOTA	L	95-97	11-31	13,564	27-Maxwell/Wilkins	9-Anderson
<b>FEBRUARY RECORD: 2-12 (HOME: 1-7, ROAD: 1-5)</b>							
2-3	SACRAMENTO	L	79-85	11-32	12,764	15-Maxwell	12-Anderson
2-5	@ Philadelphia	L	97-113	11-33	13,845	19-Maxwell	12-Feick
2-6	@ New York	L	84-86	11-34	19,763	19-Wilkins	12-Anderson
2-11	@ Dallas	W	111-97	12-34	13,172	34-Maxwell	16-Perdue
2-12	VANCOUVER	L	101-106	12-35	12,463	19-Maxwell	10-Herrera
2-14	GOLDEN STATE	L	94-108	12-36	14,501	22-Wilkins	17-Anderson
2-15	ATLANTA	L	89-109	12-37	26,809	24-Maxwell	13-Anderson
2-18	@ Utah	L	105-113	12-38	19,911	32-Wilkins	12-Wilkins
2-19	TORONTO	L	92-125	12-39	13,179	17-Herrera/Wilkins	10-Anderson
2-21	MILWAUKEE	W	98-93	13-39	13,829	24-Herrera	8-Wilkins/Perdue
2-23	@ Houston	L	85-95	13-40	16,285	28-Wilkins	14-Perdue
2-24	CHARLOTTE	L	84-96	13-41	13,092	24-Del Negro	13-Perdue
2-26	MINNESOTA	L	89-108	13-42	14,153	20-Wilkins	17-Perdue
2-28	@ Orlando	L	73-94	13-43	17,248	19-Wilkins	8-Feick
<b>MARCH RECORD: 5-10 (HOME: 3-3, ROAD: 2-7)</b>							
3-2	@ Miami	L	72-79	13-44	15,200	28-Williams	12-Herrera
3-4	@ Charlotte	L	98-105	13-45	24,042	21-Herrera	7-Perdue
3-5	@ Chicago	L	69-111	13-46	23,841	19-Williams	15-Feick
3-7	@ Toronto	W	106-103	14-46	16,178	34-Maxwell	10-Anderson
3-8	@ Indiana	W	102-98	15-46	16,621	26-Johnson	11-Anderson
3-11	HOUSTON	L	79-103	15-47	27,855	19-Williams	7-Feick
3-14	BOSTON	L	103-92	16-47	16,618	22-Alexander/Wilkins	9-Herrera/Perdue
3-15	@ Denver	L	105-121	16-48	11,051	20-Wilkins	9-Anderson
3-17	WASHINGTON	L	85-109	16-49	16,178	24-Alexander	7-Perdue
3-20	@ Phoenix	L	106-113	16-50	19,023	26-Alexander/Maxwell	14-Perdue
3-21	@ Sacramento	L	110-114 (OT)	16-51	17,317	31-Wilkins	7-Feick/Perdue
3-23	@ L.A. Clippers	L	91-106	16-52	13,423	17-Del Negro/Wilkins	12-Perdue
3-25	CLEVELAND	W	64-59	17-52	18,631	10-Maxwell/Johnson	14-Perdue
3-27	ORLANDO	W	97-93	18-52	16,792	20-Williams	7-Herrera
3-29	UTAH	L	102-115	18-53	25,705	26-Wilkins	11-Perdue
<b>APRIL RECORD: 2-9 (HOME: 1-5, ROAD: 1-4)</b>							
4-2	DETROIT	L	92-99	18-54	14,489	22-Herrera	16-Perdue
4-4	@ L.A. Lakers	W	94-83	19-54	17,505	28-Wilkins	7-Perdue/Wilkins
4-5	@ Golden State	L	103-120	19-55	13,948	25-Wilkins	7-Anderson
4-7	@ Utah	L	93-116	19-56	19,911	24-Alexander	10-Feick
4-8	DENVER	W	96-90	20-56	13,494	30-Williams	16-Anderson
4-10	PORTLAND	L	81-98	20-57	13,813	13-Feick/Perdue	13-Perdue
4-12	SEATTLE	L	91-96	20-58	21,206	17-Maxwell/Johnson	12-Feick/Perdue
4-14	@ Sacramento	L	106-120	20-59	17,317	29-Del Negro	18-Perdue
4-15	@ Seattle	L	88-108	20-60	17,072	17-Johnson	8-Perdue
4-18	PHOENIX	L	95-106	20-61	17,599	16-Perdue	12-Perdue
4-20	HOUSTON	L	99-103	20-62	23,553	19-Herrera	14-Herrera

# 1997-98 RECAP



Tim Duncan

## RECORD

56-26 (31-10 home: 25-16 road)  
Second in Midwest Division

## HONORS

Avery Johnson, NBA Sportsmanship Award  
Tim Duncan, NBA Rookie of the Year  
Tim Duncan, All-NBA First Team  
David Robinson, All-NBA Second Team  
Tim Duncan, All-Defensive Second Team  
David Robinson, All-Defensive Second Team  
Tim Duncan, NBA All-Star  
David Robinson, NBA All-Star

## PLAYOFFS

Defeated Phoenix, First Round, 3-1  
Lost to Utah,  
Western Conference Semifinals, 4-1

## SPURS LEADERS

Scoring: David Robinson 21.6 ppg  
Rebounding: Tim Duncan 11.9 rpg  
Assists: Avery Johnson 7.9 apg

Head Coach: Gregg Popovich  
Assistants: Hank Egan, Paul Pressey  
& Mike Budenholzer

## 1997-98 SEASON NOTES

- The Spurs set an NBA record for the largest single season turnaround, posting a 56-26 mark - a 36 game improvement over their 20-62 record during the 1996-97 season ... the Spurs broke the old NBA record for a single season turnaround of 35 games, a mark set by the Spurs during the 1989-90 season.
- Tim Duncan enjoyed an impressive rookie season, averaging 21.1 points, 11.9 rebounds and 2.51 blocks per game ... he was the NBA Rookie of the Year, after being named the NBA Rookie of the Month all six months ... in addition, he earned a spot on the All-NBA First Team and the All-Defensive Second Team.
- After appearing in just six games during the 1996-97 season due to injuries, David Robinson returned to All-Star form during the 1997-98 campaign ... he appeared in 73 games, averaging 21.6 points, 10.6 rebounds and 2.63 blocks per contest ... Robinson joined Tim Duncan as a member of the 1998 NBA All-Star team ... in addition, he was named to the All-NBA Second Team and the All-Defensive Second Team.
- Tim Duncan and David Robinson became just the eighth set of teammates in NBA history to both average 20-plus points and 10-plus rebounds ... since 1970 the feat has been accomplished just four times ... in addition to Duncan and Robinson, other 20-point, 10-rebound teammates since that time have been Ralph Sampson and Hakeem Olajuwon (Houston in '84-'85), Charles Barkley and Moses Malone (Philadelphia in '85-'86) and Alonzo Mourning and Larry Johnson (Charlotte in '92-'93).

## 1997-98 SPURS FINAL STATISTICS (56-26)


PLAYER	G	GS	MIN	3-POINT				REBOUNDING			SCORING									
				FG-FGA	PCT	FG-FGA	PCT	FT-FTA	PCT	OFF	DEF	TOT	AST	PF	DQ	STL	TO	BLK	PTS	AVG
Robinson	73	73	2457	544-1065	.511	1-4	.250	485-660	.735	239	536	775	199	204	2	64	202	192	1574	21.6
Duncan	82	82	3204	706-1287	.549	0-10	.000	319-482	.662	274	703	977	224	254	1	55	279	206	1731	21.1
Johnson	75	73	2674	321-671	.478	2-13	.154	122-168	.726	30	120	150	591	140	0	84	165	18	766	10.2
Del Negro	54	38	1721	211-479	.441	17-39	.436	74-93	.796	13	139	152	183	113	0	39	53	6	513	9.5
Elliott	36	36	1012	122-303	.403	34-90	.378	56-78	.718	16	108	124	62	92	1	24	57	14	334	9.3
Jackson	82	45	2226	258-654	.394	112-297	.377	94-118	.797	55	155	210	156	222	3	60	104	8	722	8.8
Person	61	11	1455	143-398	.359	95-276	.344	28-37	.757	17	187	204	86	121	1	29	67	10	409	6.7
Williams	72	16	1314	165-368	.448	1-2	.500	122-182	.670	67	112	179	89	133	1	34	82	24	453	6.3
Perdue	79	30	1491	162-295	.549	0-1	.000	70-133	.526	177	358	535	57	137	0	22	81	50	394	5.0
Alexander	37	3	501	60-145	.414	20-64	.313	25-37	.676	7	40	47	71	53	2	25	47	5	165	4.5
Rose	53	0	429	59-136	.434	1-3	.333	39-61	.639	40	50	90	19	79	1	21	44	7	158	3.0
Herrera	58	1	516	76-175	.434	0-1	.000	18-44	.409	24	67	91	22	71	1	19	38	12	170	2.9
Geary	62	2	685	56-169	.331	12-40	.300	28-56	.500	19	48	67	74	95	0	37	42	12	152	2.5
Lohaus	9	0	102	7-21	.333	4-14	.286	1-3	.333	3	9	12	5	10	0	1	3	2	19	2.1
Burton	13	0	43	8-21	.381	3-9	.333	8-12	.667	3	6	9	1	7	0	2	1	2	27	2.1
<b>SPURS</b>	<b>82</b>	<b>19830</b>	<b>2898-6187</b>	<b>.468</b>	<b>302-863</b>	<b>.350</b>	<b>1489-2164</b>	<b>.688</b>	<b>984</b>	<b>2638</b>	<b>3622</b>	<b>1839</b>	<b>1731</b>	<b>13</b>	<b>516</b>	<b>1318</b>	<b>568</b>	<b>7587</b>	<b>92.5</b>	
<b>OPPONENTS</b>	<b>82</b>	<b>19830</b>	<b>2737-6656</b>	<b>.411</b>	<b>338-1029</b>	<b>.328</b>	<b>1448-1956</b>	<b>.740</b>	<b>1017</b>	<b>2236</b>	<b>3253</b>	<b>1556</b>	<b>1845</b>	<b>20</b>	<b>730</b>	<b>1045</b>	<b>378</b>	<b>7260</b>	<b>88.5</b>	

# 1997-98 GAME-BY-GAME

## 56-26 (SECOND IN MIDWEST DIVISION)

DATE	OPPONENT	W-L	SCORE	REC.	ATT.	HI-SCORER	HI-REBOUNDER
<b>OCTOBER RECORD:</b>							
10-31	@Denver	W	107-96	1-0	15,031	21-Robinson	13-Robinson
<b>NOVEMBER RECORD:</b>							
<b>8-7 (HOME: 5-3, ROAD: 3-4)</b>							
11-1	CLEVELAND	W	83-80	2-0	24,793	22-Robinson	9-Robinson
11-3	@Chicago	L	83-87 (2OT)	2-1	23,868	21-Robinson	22-Duncan
11-5	VANCOUVER	W	87-79	3-1	14,523	22-Robinson	17-Robinson
11-8	UTAH	W	87-80	4-1	19,100	28-Robinson	13-Duncan
11-10	@Toronto	W	100-98	5-1	18,174	32-Robinson	8-Duncan
11-11	@Minnesota	W	93-92	6-1	14,593	36-Robinson	16-Robinson
11-13	L.A. LAKERS	L	100-109 (OT)	6-2	20,557	27-Robinson	14-Robinson
11-15	MINNESOTA	L	94-105	6-3	17,410	29-Robinson	18-Robinson
11-19	GOLDEN STATE	W	108-87	7-3	15,326	21-Robinson	11-Robinson
11-21	@Seattle	L	74-94	7-4	17,072	13-Williams	15-Perdue
11-22	@Utah	L	74-103	7-5	19,171	22-Robinson	11-Robinson
11-25	@Dallas	W	102-91	8-5	11,557	22-Robinson	11-Robinson
11-26	WASHINGTON	L	94-98	8-6	14,436	34-Robinson	14-Duncan
11-29	DALLAS	W	96-87	9-6	16,270	18-Robinson	14-Duncan
11-30	@Atlanta	L	96-108	9-7	15,294	23-Robinson	8-Duncan
<b>DECEMBER RECORD:</b>							
<b>9-4 (HOME: 7-0, ROAD: 2-4)</b>							
12-2	NEW YORK	W	90-84	10-7	14,967	23-Duncan/Robinson	14-Robinson
12-4	@L.A. Clippers	L	96-100 (OT)	10-8	5,302	25-Robinson	16-Duncan
12-5	@L.A. Lakers	L	88-98	10-9	17,505	19-Robinson	10-Robinson
12-9	@Houston	L	78-108	10-10	16,285	14-Robinson	9-Duncan
12-10	L.A. CLIPPERS	W	102-87	11-10	14,982	30-Robinson	12-Duncan
12-13	ORLANDO	W	107-78	12-10	17,859	32-Duncan	11-Duncan
12-16	@Denver	W	94-85	13-10	10,916	22-Robinson	14-Robinson
12-17	VANCOUVER	W	98-87	14-10	13,776	33-Robinson	13-Duncan
12-20	HOUSTON	W	100-87	15-10	31,282	21-Johnson	10-Duncan
12-23	INDIANA	W	91-79	16-10	15,690	39-Robinson	17-Duncan
12-26	BOSTON	W	101-86	17-10	20,189	34-Robinson	15-Duncan
12-28	@Portland	L	79-82	17-11	21,538	17-Jackson	17-Robinson
12-30	@Vancouver	W	124-115	18-11	15,872	32-Person	10-Robinson
<b>JANUARY RECORD:</b>							
<b>14-3 (HOME: 7-0, ROAD: 7-3)</b>							
1-2	PORTLAND	W	85-69	19-11	19,105	22-Robinson	16-Duncan
1-3	@Miami	W	84-77	20-11	15,200	27-Robinson	12-Robinson
1-5	@Orlando	W	74-69	21-11	17,248	20-Duncan	11-Duncan/Robinson
1-7	DENVER	W	96-89	22-11	15,200	22-Robinson	9-Duncan
1-9	@Phoenix	L	79-100	22-12	19,023	16-Person	16-Robinson
1-10	SACRAMENTO	W	109-67	23-12	17,720	28-Duncan	16-Duncan
1-13	@Boston	W	97-88	24-12	18,624	36-Robinson	11-Robinson
1-14	@Washington	W	89-79	25-12	20,674	28-Duncan	17-Duncan
1-16	@Charlotte	W	76-71	26-12	24,042	21-Duncan	13-Duncan
1-18	@Milwaukee	W	98-92 (OT)	27-12	17,045	30-Robinson	15-Robinson
1-19	@New Jersey	L	84-95	27-13	16,565	24-Duncan	17-Duncan
1-21	ATLANTA	W	90-76	28-13	15,853	23-Duncan	14-Perdue
1-23	DALLAS	W	81-75	29-13	15,465	17-Robinson	14-Perdue
1-24	@Houston	L	87-112	29-14	16,285	16-Robinson	9-Perdue
1-26	HOUSTON	W	115-90	30-14	21,604	34-Robinson	14-Perdue
1-28	L.A. CLIPPERS	W	109-86	31-14	14,643	31-Robinson	16-Perdue
1-30	@L.A. Clippers	W	97-87	32-14	15,683	28-Robinson	13-Robinson
<b>FEBRUARY RECORD:</b>							
<b>7-4 (HOME: 4-3, ROAD: 3-1)</b>							
2-1	@Sacramento	W	103-97	33-14	17,053	33-Robinson	18-Robinson
2-3	@Golden State	W	105-96	34-14	9,892	34-Duncan	14-Duncan
2-11	SEATTLE	L	105-106	34-15	17,405	26-Duncan	10-Robinson
2-14	PHOENIX	L	81-94	34-16	20,557	30-Duncan	14-Perdue
2-17	DETROIT	W	95-94	35-16	14,474	28-Duncan	11-Duncan
2-19	@Dallas	W	87-81	36-16	12,378	26-Duncan	16-Duncan
2-21	UTAH	L	77-79	36-17	26,572	29-Duncan	15-Duncan
2-22	@Phoenix	L	79-97	36-18	19,023	17-Duncan	19-Perdue
2-24	MINNESOTA	W	105-99	37-18	14,422	28-Duncan	19-Duncan
2-26	TORONTO	W	97-86	38-18	13,978	24-Duncan	13-Perdue
2-28	PHILADELPHIA	W	100-88	39-18	29,748	27-Duncan	17-Duncan
<b>MARCH RECORD:</b>							
<b>11-5 (HOME: 4-2, ROAD: 7-3)</b>							
3-2	@Sacramento	W	116-95	40-18	14,108	29-Duncan	17-Duncan
3-4	@Golden State	L	83-90	40-19	10,812	35-Duncan	17-Duncan
3-6	@L.A. Lakers	L	84-91	40-20	17,505	23-Robinson	10-Robinson
3-8	@Portland	W	82-78	41-20	21,116	25-Duncan	13-Duncan
3-10	NEW JERSEY	W	79-78	42-20	15,204	19-Robinson	16-Robinson
3-12	SACRAMENTO	W	97-86	43-20	14,679	29-Robinson	11-Robinson
3-14	CHICAGO	L	86-96	43-21	37,492	35-Robinson	12-Duncan
3-16	MILWAUKEE	W	96-85	44-21	19,543	25-Duncan	17-Duncan
3-18	@Minnesota	W	92-76	45-21	19,297	22-Robinson	12-Duncan
3-20	CHARLOTTE	L	82-92	45-22	19,752	25-Duncan	12-Duncan
3-22	PHOENIX	W	93-83	46-22	27,646	26-Duncan	21-Duncan
3-24	@Cleveland	W	86-85	47-22	17,813	27-Robinson	10-Duncan
3-25	@Detroit	L	94-103	47-23	18,862	29-Robinson	12-Duncan
3-27	@Philadelphia	W	110-85	48-23	18,119	32-Duncan	8-Duncan
3-29	@Indiana	W	74-55	49-23	16,669	24-Duncan	13-Perdue
3-31	@New York	W	95-78	50-23	19,763	25-Duncan	10-Duncan
<b>APRIL RECORD:</b>							
<b>6-3 (HOME: 4-2, ROAD: 2-1)</b>							
4-2	MIAMI	W	103-89	51-23	14,833	22-Duncan	14-Duncan
4-4	GOLDEN STATE	W	88-80 (OT)	52-23	18,087	24-Robinson	18-Robinson
4-6	PORTLAND	L	75-79	52-24	15,079	24-Duncan	18-Robinson
4-8	@Utah	L	88-98	52-25	19,911	34-Duncan	7-Duncan
4-10	SEATTLE	W	99-84	53-25	26,939	31-Jackson	17-Duncan
4-13	L.A. LAKERS	L	75-99	53-26	26,783	26-Duncan	16-Duncan
4-16	@Vancouver	W	110-97	54-26	17,485	32-Duncan	10-Duncan/Perdue
4-17	@Seattle	W	89-87	55-26	17,072	31-Duncan	8-Duncan/Robinson
4-19	DENVER	W	96-82	56-26	18,912	25-Duncan	17-Perdue

# 1998-99 RECAP



Mario Elie

## RECORD

37-13 (21-4 home; 16-9 road)  
First in Midwest Division

## HONORS

Tim Duncan, All-NBA First Team  
Tim Duncan, All-Defensive First Team  
Tim Duncan, 1999 NBA Finals MVP

## PLAYOFFS

Defeated Minnesota, First Round, 3-1  
Defeated Los Angeles  
Western Conference Semifinals, 4-0  
Defeated Portland,  
Western Conference Finals, 4-0  
Defeated New York, NBA Finals, 4-1

## SPURS LEADERS

Scoring: Tim Duncan 21.7 ppg  
Rebounding: Tim Duncan 11.4 rpg  
Assists: Avery Johnson 7.4 apg  
Head Coach: Gregg Popovich  
Assistants: Hank Egan, Paul Pressey  
& Mike Budenholzer

## 1998-99 SEASON NOTES

- The Spurs defeated the Knicks 4-1 in the 1999 Finals to claim the first NBA Championship in the team's 26-year history ... the Spurs rolled through the playoffs with a 15-2 mark, the second highest winning percentage in NBA history ... at one point the Spurs recorded 12 straight wins, setting an NBA record for the most consecutive victories in a single postseason ... Tim Duncan was the Finals MVP, averaging 27.4 points and 14.0 rebounds in 45.8 minutes in the five-game series ... the Spurs became the first former ABA team to advance to the NBA Finals and are just the ninth team in NBA history to win the title in their first appearance in the Finals ... the Spurs clinched their title on June 25 in Madison Square Garden when Avery Johnson hit an 18-foot jumper from the corner with 47.0 seconds left ... the basket gave the Spurs a 78-77 lead and was the final point scored in the game.
- After the NBA lifted its lockout in early January, the league played a shortened 50-game schedule ... after starting the season with a 6-8 record, the Spurs were 31-5 (.861) over their final 36 games to finish with a 37-13 mark, the best record in the NBA ... during their 31-5 run the Spurs were 17-1 in the Alamodome ... in the middle of the run Tim Duncan was named the NBA Player of the Month in March and Gregg Popovich was named the NBA Coach of the Month in April.
- For the second consecutive season the Spurs set an NBA record for the lowest opponent field goal percentage ... for the season opponents shot a mere .402 (1,631-4,061) from the floor vs. the Spurs ... the Spurs broke their own record, which they set during the 1997-98 season, holding opponents to a .411 mark from the field.

## 1998-99 SPURS FINAL STATISTICS (37-13)

PLAYER	G	GS	MIN	3-POINT				REBOUNDING			SCORING									
				FG-FGA	PCT	FG-FGA	PCT	FT-FTA	PCT	OFF	DEF	TOT	AST	PF	DQ	STL	TO	BLK	PTS	AVG
Duncan	50	50	1963	418-845	.495	1-7	.143	247-358	.690	159	412	571	121	147	2	45	146	126	1084	21.7
Robinson	49	49	1554	268-527	.509	0-1	.000	239-363	.658	148	344	492	103	143	0	69	108	119	775	15.8
Elliott	50	50	1509	208-507	.410	39-119	.328	106-140	.757	35	178	213	117	104	1	26	71	17	561	11.2
Johnson	50	50	1672	218-461	.473	1-12	.083	50-88	.568	22	96	118	369	101	0	51	112	11	487	9.7
Elie	47	37	1291	156-331	.471	40-107	.374	103-119	.866	36	101	137	89	91	0	46	61	12	455	9.7
Jackson	47	13	861	108-284	.380	53-147	.361	32-39	.821	21	78	99	49	63	0	41	37	9	301	6.4
Rose	47	0	608	93-201	.463	0-1	.000	98-146	.671	90	92	182	29	120	0	40	56	22	284	6.0
Daniels	47	0	614	83-183	.454	5-17	.294	49-65	.754	13	41	54	106	39	0	30	44	6	220	4.7
Kerr	44	0	734	68-174	.391	25-80	.313	31-35	.886	6	38	44	49	28	0	23	22	3	192	4.4
Kersey	45	0	699	68-200	.340	3-14	.214	6-14	.429	42	88	130	41	92	1	37	30	14	145	3.2
Perdue	37	1	445	38-60	.633	0-0	—	14-26	.538	33	105	138	18	63	0	9	22	10	90	2.4
King	19	0	63	6-14	.429	0-0	—	11-18	.611	6	8	14	4	12	0	2	4	1	23	1.2
Gaze	19	0	58	8-25	.320	5-16	.313	0-0	—	2	3	5	6	7	0	2	4	1	21	1.1
Williams	3	0	4	0-0	—	0-0	—	2-4	.500	1	0	1	0	0	0	0	0	0	2	0.7
<b>SPURS</b>	<b>50</b>	<b>50</b>	<b>12075</b>	<b>1740-3812</b>	<b>.456</b>	<b>172-521</b>	<b>.330</b>	<b>988-1415</b>	<b>.698</b>	<b>614</b>	<b>1584</b>	<b>2198</b>	<b>1101</b>	<b>1010</b>	<b>4</b>	<b>421</b>	<b>759</b>	<b>351</b>	<b>4640</b>	<b>92.8</b>
<b>OPPONENTS</b>	<b>50</b>	<b>12075</b>	<b>1631-4061</b>	<b>.402</b>	<b>170-559</b>	<b>.304</b>	<b>805-1148</b>	<b>.701</b>	<b>696</b>	<b>1406</b>	<b>2102</b>	<b>941</b>	<b>1148</b>	<b>19</b>	<b>437</b>	<b>730</b>	<b>243</b>	<b>4237</b>	<b>84.7</b>	




# 1998-99 GAME-BY-GAME

## 37-13 (FIRST IN MIDWEST DIVISION)

DATE	OPPONENT	W-L	SCORE	REC.	ATT.	HI-SCORER	HI-REBOUNDER
<b>FEBRUARY RECORD:</b>							
2-5	SACRAMENTO	W	101-83	1-0	19,002	19-Duncan	17-Duncan
2-6	MINNESOTA	W	96-82	2-0	21,319	22-Duncan/Elliott	14-Duncan
2-8	L.A. LAKERS	L	75-80	2-1	33,788	21-Duncan	15-Duncan
2-9	@ Minnesota	L	70-74	2-2	16,422	16-Robinson	11-Duncan/Robinson
2-11	@ Cleveland	L	89-99	2-3	14,228	31-Duncan	14-Duncan
2-12	@ Philadelphia	W	98-94	3-3	16,892	22-Rose	9-Rose
2-14	@ Chicago	W	89-76	4-3	22,386	22-Robinson	14-Duncan
2-17	PHOENIX	L	76-79	4-4	16,419	20-Duncan	12-Duncan
2-19	@ L.A. Lakers	L	94-106	4-5	17,505	26-Duncan	11-Duncan
2-21	DETROIT	W	85-64	5-5	19,495	17-Duncan	14-Duncan
2-22	@ Minnesota	L	89-95	5-6	15,374	20 Johnson	17-Robinson
2-24	SEATTLE	W	99-81	6-6	15,209	29-Robinson	17-Robinson
2-26	@ Seattle	L	82-92	6-7	17,072	22-Duncan	14-Robinson
2-28	UTAH	L	87-101	6-8	18,165	21-Duncan	13-Duncan
<b>MARCH RECORD:</b>							
		<b>14-2 (HOME: 6-1, ROAD: 8-1)</b>					
3-2	@ Houston	W	99-82	7-8	16,285	23-Duncan	14-Duncan
3-4	@ Dallas	W	95-79	8-8	14,719	26-Duncan	12-Duncan
3-6	L.A. CLIPPERS	W	114-85	9-8	18,394	27-Duncan	10-Robinson
3-7	@ Denver	W	106-96	10-8	12,037	34-Duncan	13-Duncan
3-10	ORLANDO	W	81-79	11-8	17,954	19-Robinson	11-Duncan
3-12	@ Phoenix	W	99-97	12-8	19,023	26-Duncan	15-Robinson
3-13	DENVER	W	92-61	13-8	32,982	27-Duncan	8-Duncan/Perdue
3-16	@ Sacramento	W	121-109	14-8	14,570	29-Duncan	12-Duncan
3-17	@ Golden State	W	82-78	15-8	10,257	17-Duncan/Rose	17-Duncan
3-19	@ Portland	L	85-90	15-9	20,041	29-Duncan	15-Duncan
3-20	@ Vancouver	W	92-88 (OT)	16-9	19,193	24-Duncan	14-Duncan
3-23	DENVER	W	112-82	17-9	16,501	19-Duncan	9-Robinson
3-25	@ Denver	W	86-65	18-9	10,695	28-Duncan	13-Robinson
3-26	TORONTO	L	91-93	18-10	16,290	24-Robinson	16-Robinson
3-27	DALLAS	W	99-77	19-10	25,921	21-Duncan	15-Duncan
3-30	SEATTLE	W	95-87	20-10	16,565	26-Duncan	10-Robinson
<b>APRIL RECORD:</b>							
		<b>13-3 (HOME: 9-0, ROAD: 4-3)</b>					
4-1	VANCOUVER	W	103-91	21-10	16,384	39-Duncan	13-Duncan
4-3	L.A. CLIPPERS	W	103-82	22-10	17,915	19-Elie/Robinson	13-Robinson
4-5	GOLDEN STATE	W	93-86	23-10	14,773	25-Duncan/Robinson	16-Robinson
4-8	@ Houston	W	92-83	24-10	16,285	19-Elliott	13-Duncan
4-10	@ Phoenix	L	84-110	24-11	19,023	21-Duncan	10-Duncan
4-12	PHOENIX	W	94-77	25-11	14,352	26-Duncan	13-Robinson
4-13	@ Dallas	L	86-92	25-12	13,142	22-Robinson	11-Duncan
4-14	MINNESOTA	W	95-79	26-12	15,864	21-Robinson	15-Robinson
4-16	PORTLAND	W	81-80	27-12	21,368	20-Duncan/Robinson	12-Duncan
4-18	HOUSTON	W	86-83	28-12	24,077	21-Elie	14-Robinson
4-20	@ Utah	W	83-69	29-12	19,911	36-Duncan	11-Robinson/Rose
4-22	DALLAS	W	103-76	30-12	18,720	18-Robinson	10-Duncan
4-24	L.A. LAKERS	W	108-81	31-12	31,972	21-Duncan	13-Duncan
4-26	@ L.A. Clippers	W	94-88	32-12	8,260	22-Duncan	7-Kersey/Robinson
4-27	@ Sacramento	L	100-104 (OT)	32-13	16,776	32-Duncan	19-Duncan
4-29	@ Vancouver	W	99-72	33-13	18,448	19-Duncan	10-Duncan
<b>MAY RECORD: 4-0 (HOME: 2-0, ROAD: 2-0)</b>							
5-1	PORTLAND	W	98-90 (OT)	34-13	28,806	26-Robinson	12-Duncan/Robinson
5-2	UTAH	W	84-78	35-13	35,122	26-Duncan	14-Duncan
5-4	@ Portland	W	87-81	36-13	20,715	29-Robinson	12-Robinson
5-5	@ Golden State	W	88-81	37-13	17,235	28-Duncan	20-Robinson

# 1999–2000 RECAP



Terry Porter

## RECORD

53-29 (31-10 home: 22-19 road)  
Second in Midwest Division

## HONORS

Tim Duncan, All-NBA First Team  
Tim Duncan, All-Defensive First Team  
Tim Duncan, Co-MVP of the  
2000 All-Star Game  
Tim Duncan, NBA All-Star  
David Robinson, All-NBA Third Team  
David Robinson, NBA All-Star

## PLAYOFFS

Lost to Phoenix, First Round, 3-1

## SPURS LEADERS

Scoring: Tim Duncan 23.2 ppg  
Rebounding: Tim Duncan 12.4 rpg  
Assists: Avery Johnson 6.0 apg

Head Coach: Gregg Popovich  
Assistants: Hank Egan, Paul Pressey  
& Mike Budenholzer

## 1999–2000 SEASON NOTES

- The Spurs started the season with a franchise best 14-3 mark ... the team then struggled through an 11-12 stretch before finishing the season 28-14 ... but, on 4/11 at Sacramento, Tim Duncan suffered a torn left lateral meniscus ... the injury eventually required surgery and forced him to miss the remainder of the regular season and the playoffs ... without Duncan, the Spurs fell to the Suns in four games in the First Round of the 2000 Playoffs in a series that saw Malik Rose and Jerome Kersey also go down with injuries.
- The biggest story of the season was Sean Elliott ... Elliott underwent a kidney transplant on 8/16/99 ... he spent the first half of the season as the Spurs television analyst ... then on 2/1 he was cleared to return to practice and the next day joined his team on the court ... after almost six weeks of practice, he was removed from the injured list on 3/14 ... that night he made NBA history, becoming the first player to return to action after an organ transplant ... Elliott was a surprise starter and finished with 2 points in 12 minutes vs. the Hawks in front of a crowd of 26,708.
- Avery Johnson became the Spurs all-time leader in assists on 12/7 at Indiana, passing Johnny Moore who handed out 3,865 assists in his nine seasons with San Antonio ... Johnson finished the season with 4,237 assists with the Spurs.
- David Robinson also hit several milestones during the 1999–2000 season ... on 12/18 at Denver, he played in his 710th game with the Spurs to pass George Gervin to become the team's all-time NBA leader in games played ... then on 2/18 vs. Houston, he recorded seven steals to become the Spurs all-time leader in steals, passing Alvin Robertson ... also during the season Robinson scored his 17,000th career point (vs. Washington on 12/11) and his 18,000th career point (vs. Sacramento on 4/5).

## 1999–2000 SPURS FINAL STATISTICS (53-29)


PLAYER	G	GS	MIN	3-POINT					REBOUNDING			SCORING								
				FG-FGA	PCT	FG-FGA	PCT	FT-FTA	PCT	OFF	DEF	TOT	AST	PF	DQ	STL	TO	BLK	PTS	AVG
Duncan	74	74	2875	628-1281	.490	1-11	.091	459-603	.761	262	656	918	234	210	1	66	242	165	1716	23.2
Robinson	80	80	2557	528-1031	.512	0-2	.000	371-511	.726	193	577	770	142	247	1	97	164	183	1427	17.8
Johnson	82	82	2571	402-850	.473	1-9	.111	114-155	.735	33	125	158	491	150	0	76	140	18	919	11.2
Porter	68	8	1613	207-463	.447	90-207	.435	137-170	.806	24	167	191	221	79	0	50	100	9	641	9.4
Elie	79	79	2217	195-457	.427	74-186	.398	126-149	.846	48	201	249	193	156	0	73	130	9	590	7.5
Rose	74	3	1341	176-385	.457	1-3	.333	143-198	.722	133	202	335	47	232	2	35	99	52	496	6.7
Brown	30	27	602	82-176	.466	1-3	.333	25-31	.806	11	66	77	41	53	0	8	28	10	190	6.3
Jackson	81	12	1691	186-488	.381	108-306	.353	33-51	.647	34	147	181	118	157	1	54	66	7	513	6.3
Daniels	68	1	1195	163-344	.474	22-66	.333	72-101	.713	16	70	86	177	73	0	55	58	5	420	6.2
Elliott	19	19	391	38-106	.358	1-37	.351	25-32	.781	6	41	47	28	34	0	12	19	2	114	6.0
Walker	71	7	980	137-305	.449	0-0	—	86-126	.683	77	195	272	38	108	1	10	64	35	360	5.1
Dial	8	0	95	17-46	.370	3-12	.250	3-5	.600	14	12	26	5	10	0	1	6	1	40	5.0
Kersey	72	18	1310	146-354	.412	0-9	.000	29-41	.707	58	167	225	69	161	0	67	51	47	321	4.5
Kerr	32	0	268	32-74	.432	16-31	.516	9-11	.818	3	16	19	12	14	0	4	7	0	89	2.8
Spencer	26	0	149	15-33	.455	0-0	—	20-30	.667	15	24	39	3	32	0	6	9	8	50	1.9
<b>SPURS</b>	<b>82</b>	<b>19855</b>	<b>2952-6393</b>	<b>.462</b>	<b>330-882</b>	<b>.374</b>	<b>1652-2214</b>	<b>.746</b>	<b>927</b>	<b>2666</b>	<b>3593</b>	<b>1819</b>	<b>1716</b>	<b>6</b>	<b>614</b>	<b>1233</b>	<b>551</b>	<b>7886</b>	<b>96.2</b>	
<b>OPPONENTS</b>	<b>82</b>	<b>19855</b>	<b>2884-6781</b>	<b>.425</b>	<b>355-1036</b>	<b>.343</b>	<b>1276-1726</b>	<b>.739</b>	<b>986</b>	<b>2410</b>	<b>3396</b>	<b>1667</b>	<b>1893</b>	<b>25</b>	<b>645</b>	<b>1181</b>	<b>429</b>	<b>7399</b>	<b>90.2</b>	

# 1999-2000 GAME-BY-GAME

## 53-29 (SECOND IN MIDWEST DIVISION)

DATE	OPPONENT	W-L	SCORE	REC.	ATT.	HI-SCORER	HI-REBOUNDER
<b>NOVEMBER RECORD: 13-3 (HOME: 8-0, ROAD: 5-3)</b>							
11-2	PHILADELPHIA	W	89-76	1-0	27,288	20-Duncan	16-Duncan
11-4	GOLDEN STATE	W	104-81	2-0	14,508	19-Robinson	14-Duncan
11-5	@Houston	W	95-85	3-0	16,285	18-Porter	11-Robinson
11-7	@ Phoenix	L	74-77	3-1	19,023	15-Duncan	17-Duncan
11-9	@ Golden State	W	118-89	4-1	11,601	21-Rose	11-Duncan
11-10	@ L.A. Clippers	W	99-94	5-1	11,118	22-Duncan	17-Duncan
11-13	CHARLOTTE	W	95-79	6-1	19,669	22-Duncan	12-Duncan
11-15	@ Utah	L	85-91	6-2	19,584	32-Duncan	10-Robinson
11-16	INDIANA	W	90-87 (OT)	7-2	15,905	22-Duncan/Robinson	15-Duncan
11-18	@ Milwaukee	L	88-99	7-3	15,184	29-Duncan	14-Duncan
11-20	DALLAS	W	106-90	8-3	16,596	23-Jackson	17-Duncan
11-22	@ Philadelphia	W	94-91	9-3	16,553	26-Duncan	17-Duncan
11-24	@ Boston	W	121-98	10-3	17,426	31-Duncan	15-Duncan
11-26	CHICAGO	W	101-78	11-3	24,919	23-Duncan	10-Duncan
11-27	DENVER	W	106-87	12-3	22,188	21-Rose	17-Duncan
11-30	DETROIT	W	106-87	13-3	18,328	28-Duncan	10-Duncan
<b>DECEMBER RECORD: 8-7 (HOME: 4-2, ROAD: 4-5)</b>							
12-2	@ New Jersey	W	96-94	14-3	13,626	27-Robinson	13-Robinson
12-3	@ Detroit	L	80-102	14-4	18,338	15-Robinson	12-Duncan
12-5	@ Toronto	L	92-98	14-5	18,455	27-Duncan	13-Duncan
12-7	@ Indiana	L	77-83	14-6	18,345	30-Duncan	17-Robinson
12-9	VANCOUVER	W	99-91	15-6	14,778	42-Duncan	14-Duncan
12-11	WASHINGTON	L	89-99	15-7	17,187	23-Duncan	13-Duncan
12-14	@ Dallas	W	111-93	16-7	13,685	29-Duncan	12-Duncan
12-15	HOUSTON	W	83-77	17-7	23,837	20-Duncan	10-Duncan
12-17	BOSTON	W	105-94	18-7	17,264	30-Duncan	17-Duncan
12-18	@ Denver	L	84-86	18-8	17,318	33-Duncan	12-Robinson
12-21	PHOENIX	W	91-90 (OT)	19-8	23,480	25-Duncan	16-Duncan
12-23	MILWAUKEE	L	91-94	19-9	22,581	18-Duncan	15-Duncan
12-25	@ L.A. Lakers	L	93-99	19-10	18,997	28-Duncan	19-Robinson
12-27	@ Golden State	W	105-83	20-10	12,447	28-Robinson	14-Robinson
12-30	@ Vancouver	W	98-88	21-10	14,403	32-Duncan	15-Duncan
<b>JANUARY RECORD: 7-6 (HOME: 5-2, ROAD: 2-4)</b>							
1-4	@ Minnesota	L	88-91	21-11	15,179	27-Duncan	19-Duncan
1-5	SEATTLE	L	96-99	21-12	14,741	24-Duncan	12-Duncan
1-7	@ Phoenix	W	102-83	22-12	19,023	24-Robinson	15-Duncan
1-8	ORLANDO	W	127-92	23-12	20,131	22-Duncan	13-Robinson
1-10	UTAH	W	93-86	24-12	17,944	46-Duncan	14-Duncan
1-13	@ Sacramento	L	103-107	24-13	17,317	33-Duncan	20-Duncan
1-14	@ Seattle	L	85-91	24-14	17,072	32-Duncan	16-Duncan
1-17	@ L.A. Clippers	W	99-93	25-14	14,264	38-Robinson	13-Duncan
1-19	PORTLAND	L	95-105	25-15	20,638	29-Robinson	12-Robinson
1-22	NEW YORK	W	96-83	26-15	34,429	33-Duncan	15-Duncan
1-25	L.A. CLIPPERS	W	105-82	27-15	14,800	24-Duncan	13-Duncan/Robinson
1-27	MINNESOTA	W	92-80	28-15	15,911	20-Duncan	14-Duncan
1-29	@ Portland	L	67-81	28-16	20,584	15-Johnson	10-Robinson
<b>FEBRUARY RECORD: 9-4 (HOME: 5-1, ROAD: 4-3)</b>							
2-1	L.A. LAKERS	W	105-81	29-16	25,589	29-Duncan	18-Duncan
2-3	TORONTO	W	112-95	30-16	19,048	32-Duncan	17-Duncan
2-6	@ Utah	L	90-93	30-17	18,981	32-Duncan	10-Duncan
2-8	SEATTLE	W	79-77	31-17	16,373	22-Duncan	11-Robinson
2-9	@ Denver	W	106-97	32-17	16,607	30-Robinson	13-Duncan
2-15	@ Cleveland	L	81-92	32-18	15,142	21-Duncan	11-Robinson
2-18	HOUSTON	W	116-92	33-18	26,846	19-Duncan	8-Duncan
2-20	@ Houston	W	113-111 (OT)	34-18	16,285	25-Duncan	11-Duncan
2-21	PHOENIX	L	89-98	34-19	17,049	31-Robinson	18-Robinson
2-24	@ Charlotte	W	72-70	35-19	18,535	16-Robinson	12-Duncan
2-25	@ Chicago	W	91-78	36-19	22,879	23-Robinson	11-Rose
2-27	@ Minnesota	L	98-102	36-20	19,654	29-Robinson	9-Robinson
2-29	MIAMI	W	93-69	37-20	18,629	19-Robinson	11-Walker
<b>MARCH RECORD: 10-5 (HOME: 6-3, ROAD: 4-2)</b>							
3-2	MINNESOTA	L	102-108	37-21	16,320	24-Robinson	12-Walker
3-4	SACRAMENTO	L	103-108 (OT)	37-22	35,113	23-Robinson	15-Duncan
3-6	NEW JERSEY	W	106-104	38-22	17,581	25-Robinson	13-Duncan/Robinson
3-9	@ Atlanta	W	105-79	39-22	12,674	18-Daniels/Johnson	9-Robinson
3-10	@ Washington	W	106-99 (OT)	40-22	16,409	23-Duncan	11-Robinson
3-12	@ New York	L	80-93	40-23	19,763	22-Robinson	13-Duncan
3-14	ATLANTA	W	94-79	41-23	26,708	26-Robinson	13-Duncan
3-16	DALLAS	L	88-110	41-24	23,592	20-Robinson	7-Elie/Rose
3-18	DENVER	L	102-82	42-24	24,460	18-Walker	12-Robinson
3-21	@ Dallas	W	96-97	42-25	15,578	36-Duncan	17-Robinson
3-22	L.A. CLIPPERS	W	103-78	43-25	18,556	30-Duncan	12-Walker
3-25	CLEVELAND	W	96-76	44-25	35,217	17-Duncan	17-Duncan
3-27	@ Seattle	W	90-82	45-25	14,738	30-Duncan	18-Duncan
3-28	@ Portland	W	89-85	46-25	20,584	36-Duncan	15-Duncan
3-30	GOLDEN STATE	W	102-90	47-25	18,793	27-Robinson	17-Duncan
<b>APRIL RECORD: 6-4 (HOME: 3-2, ROAD: 3-2)</b>							
4-2	@ Miami	L	84-88	47-26	19,600	28-Robinson	11-Duncan
4-4	@ Orlando	L	97-107	47-27	15,267	30-Robinson	9-Duncan
4-5	SACRAMENTO	L	98-108	47-28	24,333	28-Duncan	8-Robinson
4-8	@ L.A. Lakers	W	98-80	48-28	18,997	26-Duncan	16-Duncan
4-9	@ Vancouver	W	107-99	49-28	14,206	31-Duncan	11-Duncan
4-11	@ Sacramento	W	98-92 (OT)	50-28	17,317	26-Robinson	14-Robinson
4-13	PORTLAND	L	77-93	50-29	30,641	16-Robinson	10-Walker
4-15	UTAH	W	106-83	51-29	28,114	19-Robinson	12-Robinson
4-17	VANCOUVER	W	100-93	52-29	19,913	27-Robinson	10-Robinson
4-19	L.A. LAKERS	W	103-98 (OT)	53-29	29,447	17-Robinson	9-Kersey/Rose

# 2000-01 RECAP



Danny Ferry

## RECORD

58-24 (33-8 home: 25-16 road)  
First in Midwest Division

## HONORS

Tim Duncan, All-NBA First Team  
Tim Duncan, All-Defensive First Team  
Tim Duncan, NBA All-Star  
David Robinson, NBA Sportsmanship Award  
David Robinson, All-NBA Third Team  
David Robinson, NBA All-Star

## PLAYOFFS

Defeated Minnesota, First Round, 3-1  
Defeated Dallas,  
Western Conference Semifinals, 4-1  
Lost to Los Angeles,  
Western Conference Finals, 4-0

## SPURS LEADERS

Scoring: Tim Duncan 22.2 ppg  
Rebounding: Tim Duncan 12.2 rpg  
Assists: Avery Johnson 4.3 apg

Head Coach: Gregg Popovich  
Assistants: Hank Egan, Mike Budenholzer  
& Mike Brown

## 2000-01 SEASON NOTES

- For the fourth time in franchise history the Spurs compiled the NBA's best overall record during the regular season, posting a 58-24 mark ... San Antonio also had the league's best record in 1994-95 (62-20) and 1995-96 (59-23) and shared the best record with Utah (at 37-13) in the lockout shortened 1998-99 season when the Spurs captured the 1999 NBA Championship.
- On 12/19, thanks to an 86-79 victory over Houston, Gregg Popovich passed Doug Moe to become the Spurs all-time leader in career victories ... Moe posted a 176-135 record in his four seasons as the Spurs head coach.
- After signing with the Spurs as a free agent Derek Anderson made an immediate impact ... he started all 82 games at the shooting guard position, averaging 15.5 points, 4.4 rebounds and 3.7 assists per game ... another free agent - Danny Ferry - also played a big role in his first season in San Antonio ... Ferry appeared in 80 games and started 29 games at small forward ... for the season he ranked fifth in the NBA in three-point field goal percentage, shooting .449 (70-156) from downtown.
- For the first time in franchise history the Spurs led the NBA in attendance during the 2000-01 season ... the Spurs drew 913,175 fans for their 41 regular season home games for an average of 22,273 fans per contest.


## 2000-01 SPURS FINAL STATISTICS (58-24)

PLAYER	G	GS	MIN	3-POINT					REBOUNDING					SCORING						
				FG-FGA	PCT	FG-FGA	PCT	FT-FTA	PCT	OFF	DEF	TOT	AST	PF	DQ	STL	TO	BLK	PTS	AVG
Duncan	82	82	3174	702-1406	.499	7-27	.259	409-662	.618	259	738	997	245	47	0	70	242	192	1820	22.2
Anderson	82	82	2859	413-993	.416	101-253	.399	342-402	.851	75	288	363	301	188	1	120	165	14	1269	15.5
Robinson	80	80	2371	400-823	.486	0-1	.000	351-470	.747	208	483	691	116	212	1	80	122	197	1151	14.4
Daniels	79	23	2060	275-588	.468	74-183	.404	121-156	.776	26	137	163	304	120	0	61	109	14	745	9.4
Elliott	52	34	1229	147-339	.434	55-129	.426	60-84	.714	17	153	170	81	80	0	23	51	25	409	7.9
Rose	57	9	1219	160-368	.435	3-17	.176	114-160	.713	95	213	308	48	148	1	59	74	40	437	7.7
Porter	80	42	1678	197-440	.448	87-205	.424	92-116	.793	24	177	201	251	88	1	52	104	11	573	7.2
Johnson	55	20	1290	134-300	.447	1-6	.167	41-60	.683	21	64	85	237	90	0	33	60	4	310	5.6
Ferry	80	29	1688	178-375	.475	70-156	.449	22-30	.733	55	168	223	71	169	1	28	50	21	448	5.6
Walker	61	1	963	121-252	.480	1-3	.333	78-124	.629	67	176	243	29	103	0	10	68	41	327	5.3
Kerr	55	1	650	67-159	.421	33-77	.429	14-15	.933	6	29	35	57	30	0	16	21	1	181	3.3
Dial	33	0	207	36-83	.434	2-10	.200	12-21	.571	12	26	38	21	22	0	4	12	6	86	2.6
Jackson	16	0	114	16-40	.400	7-18	.389	0-2	.000	1	11	12	7	13	0	5	3	0	39	2.4
Newble	27	6	184	21-55	.382	4-9	.444	8-16	.500	13	22	35	6	18	0	2	7	4	54	2.0
Scott	27	1	144	17-41	.415	0-0	---	9-22	.409	23	27	50	4	23	0	5	11	6	43	1.6
<b>SPURS</b>	<b>82</b>	<b>19830</b>	<b>2884-6262</b>	<b>.461</b>	<b>445-1094</b>	<b>.407</b>	<b>1673-2340</b>	<b>.715</b>	<b>902</b>	<b>2712</b>	<b>3614</b>	<b>1778</b>	<b>1551</b>	<b>5</b>	<b>568</b>	<b>1145</b>	<b>576</b>	<b>7886</b>	<b>96.2</b>	
<b>OPPONENTS</b>	<b>82</b>	<b>19830</b>	<b>2837-6770</b>	<b>.419</b>	<b>343-1043</b>	<b>.329</b>	<b>1233-1664</b>	<b>.741</b>	<b>967</b>	<b>2432</b>	<b>3399</b>	<b>1617</b>	<b>1946</b>	<b>27</b>	<b>600</b>	<b>1107</b>	<b>426</b>	<b>7250</b>	<b>88.4</b>	

## 58-24 (FIRST IN MIDWEST DIVISION)

DATE	OPPONENT	W-L	SCORE	REC.	ATT.	HI-SCORER	HI-REBOUNDER
<b>OCTOBER RECORD: 1-0 (HOME: 1-0, ROAD: 0-0)</b>							
10-31	INDIANA	W	98-85	1-0	17,450	22-Robinson	10-Duncan
<b>NOVEMBER RECORD: 9-4 (HOME: 7-0, ROAD: 2-4)</b>							
11-2	MINNESOTA	W	103-91	2-0	14,193	29-Anderson	11-Rose
11-4	@ Golden State	W	117-105	3-0	16,121	26-Rose	13-Duncan
11-7	@ Phoenix	L	81-100	3-1	16,683	18-Duncan	10-Duncan
11-8	L.A. LAKERS	W	91-81	4-1	26,065	22-Duncan	17-Duncan
11-10	@ Dallas	L	77-79	4-2	17,296	17-Anderson	14-Duncan/Robinson
11-11	VANCOUVER	W	91-78	5-2	18,556	20-Duncan	13-Duncan
11-14	UTAH	W	86-79	6-2	18,053	15-Duncan/Anderson	12-Duncan
11-16	@ Washington	W	99-95	7-2	19,832	21-Robinson	14-Robinson
11-17	@ Minnesota	L	94-99 (OT)	7-3	17,288	22-Duncan	14-Duncan
11-22	SEATTLE	W	112-85	8-3	22,828	22-Rose	12-Duncan
11-24	@ Denver	L	92-102	8-4	13,300	21-Duncan	14-Duncan
11-25	PHILADELPHIA	W	96-76	9-4	33,064	16-Anderson/Daniels	8-Robinson
11-29	SACRAMENTO	W	82-79	10-4	17,341	22-Duncan	13-Duncan
<b>DECEMBER RECORD: 9-7 (HOME: 5-2, ROAD: 4-5)</b>							
12-1	@ L.A. Lakers	L	100-109	10-5	18,997	24-Duncan	11-Duncan
12-3	@ Vancouver	W	97-79	11-5	11,655	30-Duncan	10-Duncan
12-5	@ Sacramento	L	75-81	11-6	17,317	23-Duncan	23-Duncan
12-7	NEW YORK	L	83-86	11-7	18,370	28-Duncan	10-Duncan
12-9	CHICAGO	W	105-81	12-7	19,447	17-Duncan	10-Duncan
12-11	@ Utah	W	91-83	13-7	19,911	18-Anderson	11-Rose
12-13	@ Phoenix	L	93-103	13-8	17,333	26-Anderson	11-Duncan
12-14	DENVER	W	96-102	13-9	15,248	23-Robinson	12-Robinson
12-16	PHOENIX	L	92-82	14-9	30,555	18-Robinson	8-Duncan
12-19	@ Houston	W	86-79	15-9	12,937	25-Duncan	13-Duncan
12-20	CLEVELAND	W	94-77	16-9	17,336	16-Ferry	13-Robinson
12-22	GOLDEN STATE	W	105-87	17-9	16,481	18-Duncan	13-Duncan
12-23	@ Charlotte	L	84-88 (OT)	17-10	15,079	29-Duncan	16-Duncan
12-26	HOUSTON	W	103-95	18-10	21,343	26-Daniels	12-Robinson
12-28	@ Chicago	L	104-105	18-11	21,793	28-Robinson	8-Robinson
12-30	@ Indiana	W	89-77	19-11	18,345	20-Rose	13-Rose
<b>JANUARY RECORD: 9-4 (HOME: 4-2, ROAD: 5-2)</b>							
1-2	MIAMI	W	80-72	20-11	18,412	19-Daniels	10-Duncan/Robinson
1-6	DETROIT	W	101-85	21-11	20,333	29-Robinson	22-Robinson
1-9	@ Orlando	W	102-95	22-11	14,320	26-Robinson	11-Duncan
1-12	@ Detroit	W	111-90	23-11	14,576	25-Anderson	11-Duncan
1-13	@ Philadelphia	L	83-100	23-12	20,607	29-Duncan	7-Ferry/Robinson
1-15	@ New York	L	82-104	23-13	19,763	14-Daniels/Duncan/Newble	10-Duncan
1-17	TORONTO	L	91-98	23-14	17,044	22-Duncan	10-Duncan/Robinson
1-20	ORLANDO	L	109-112 (OT)	23-15	31,888	29-Duncan	17-Duncan/Robinson
1-23	VANCOUVER	W	110-77	24-15	14,764	23-Duncan	13-Walker
1-25	@ Sacramento	W	97-91	25-15	17,317	36-Duncan	21-Duncan
1-27	@ Utah	W	99-86	26-15	19,911	33-Duncan	10-Duncan/Porter
1-29	@ L.A. Clippers	W	96-67	27-15	14,721	16-Duncan	8-Anderson/Duncan
1-31	L.A. CLIPPERS	W	92-70	28-15	13,738	22-Duncan	16-Duncan
<b>FEBRUARY RECORD: 9-4 (HOME: 5-2, ROAD: 4-2)</b>							
2-3	HOUSTON	W	90-88	29-15	24,870	28-Duncan	11-Duncan
2-5	GOLDEN STATE	W	109-85	30-15	13,889	24-Duncan	12-Duncan
2-7	@ Cleveland	W	107-89	31-15	13,324	23-Duncan	12-Duncan
2-8	@ New Jersey	L	97-99	31-16	12,740	35-Duncan	21-Duncan
2-13	DALLAS	W	104-92	32-16	17,705	28-Duncan	15-Duncan
2-15	WASHINGTON	W	102-78	33-16	14,613	19-Duncan	12-Duncan
2-16	@ Minnesota	W	91-85	34-16	18,881	26-Duncan	12-Duncan
2-18	@ Toronto	W	92-74	35-16	19,800	20-Duncan	13-Duncan
2-19	@ Milwaukee	L	98-102	35-17	16,487	25-Anderson	13-Duncan
2-21	L.A. LAKERS	W	99-101	35-18	29,849	23-Anderson	8-Anderson/Robinson
2-23	BOSTON	W	100-82	36-18	24,996	20-Anderson	10-Duncan/Robinson
2-24	@ Dallas	W	107-104	37-18	18,187	31-Duncan	13-Duncan
2-27	PORTLAND	L	87-95	37-19	20,323	20-Anderson	13-Duncan
<b>MARCH RECORD: 14-3 (HOME: 8-1, ROAD: 6-2)</b>							
3-1	PHOENIX	W	91-71	38-19	16,209	25-Duncan	11-Robinson
3-3	ATLANTA	W	124-95	39-19	29,974	26-Duncan	15-Robinson
3-5	@ Vancouver	W	91-77	40-19	10,798	25-Anderson	13-Duncan
3-6	@ Seattle	W	101-73	41-19	14,392	22-Duncan	9-Duncan/Robinson
3-8	@ Portland	W	93-79	42-19	20,267	29-Anderson	16-Duncan
3-9	@ L.A. Lakers	W	93-89 (OT)	43-19	18,997	29-Duncan	12-Duncan
3-12	L.A. CLIPPERS	W	99-81	44-19	21,974	28-Duncan	12-Robinson
3-14	MINNESOTA	W	106-100 (OT)	45-19	35,676	30-Anderson	20-Duncan
3-16	NEW JERSEY	W	95-82	46-19	21,725	29-Duncan	16-Duncan
3-17	@ Houston	L	99-103	46-20	16,285	25-Duncan	16-Duncan
3-19	PORTLAND	W	98-85	47-20	22,393	28-Anderson	23-Duncan
3-21	@ Boston	W	97-77	48-20	15,764	26-Anderson	14-Duncan
3-22	@ Atlanta	W	115-101	49-20	12,124	23-Anderson	10-Duncan/Robinson
3-25	@ Miami	L	83-88	49-21	16,500	26-Duncan	14-Duncan
3-27	CHARLOTTE	W	93-79	50-21	22,109	34-Duncan	19-Duncan
3-29	UTAH	W	106-88	51-21	24,327	29-Duncan	7-Duncan
3-31	MILWAUKEE	L	77-86	51-22	35,944	20-Duncan	12-Duncan
<b>APRIL RECORD: 7-2 (HOME: 3-1, ROAD: 4-1)</b>							
4-3	SEATTLE	W	107-89	52-22	19,672	30-Duncan	14-Duncan
4-5	@ Denver	W	101-80	53-22	13,796	36-Duncan	13-Duncan
4-7	@ L.A. Clippers	W	93-83	54-22	18,964	32-Duncan	18-Duncan
4-8	@ Golden State	W	84-76	55-22	15,273	28-Duncan	9-Duncan
4-10	DALLAS	W	91-79	56-22	25,682	34-Robinson	11-Robinson
4-12	SACRAMENTO	L	105-107 (OT)	56-23	34,357	42-Duncan	11-Duncan/Robinson
4-14	DENVER	W	111-95	57-23	34,397	25-Robinson	15-Duncan
4-17	@ Portland	W	99-93	58-23	20,580	18-Duncan	9-Robinson
4-18	@ Seattle	L	67-105	58-24	16,049	14-Scott	14-Scott

# 2001-02 RECAP



**Tony Parker**

## RECORD

58-24 (32-9 home: 26-15 road)  
First in Midwest Division

## HONORS

Tim Duncan, NBA MVP  
Tim Duncan, All-NBA First Team  
Tim Duncan, All-Defensive First Team  
Tim Duncan, NBA All-Star  
Tim Duncan, IBM Award  
Steve Smith, NBA Sportsmanship Award  
Steve Smith, NBA 3PT-FG Percentage Title  
Tony Parker, All-Rookie First Team  
Bruce Bowen, All-Defensive Second Team

## PLAYOFFS

Defeated Seattle, First Round, 3-2  
Lost to Los Angeles,  
Western Conference Semifinals, 4-1

## SPURS LEADERS

Scoring: Tim Duncan 25.5 ppg  
Rebounding: Tim Duncan 12.7 rpg  
Assists: Tony Parker 4.3 apg

Head Coach: Gregg Popovich  
Assistants: Hank Egan, Mike Budenholzer  
& Mike Brown

## 2001-02 SEASON NOTES

- Tim Duncan averaged 25.5 points, 12.7 rebounds and 2.48 blocks while shooting .508 from the field and .799 from the line to become the second player in Spurs history to win the NBA's MVP Award (David Robinson was the first capturing the honor in 1994-95) ... Duncan also was named to the All-NBA First Team, the All-Defensive First Team and captured the 2002 IBM Award ... he led the NBA in double-doubles posting 67 in 82 games.
- The Spurs were red-hot after the All-Star break ... following the break the Spurs were 27-7 (.794) which was the best mark in the NBA during that period ... the Spurs 58-24 record was the second best in the NBA and the team captured the Midwest Division Title – the Spurs 12th division title since joining the NBA in 1976-77.
- In his first season with the Spurs guard Steve Smith made an immediate impact ... he led the NBA in three-point field goal percentage hitting .472 (116-246) from downtown ... for the season he appeared in 77 games – with 76 starts – and averaged 11.6 points, 2.5 rebounds and 2.0 assists ... he was also honored with the 2002 NBA Sportsmanship Award – becoming the third straight Spur to earn the honor (joining Avery Johnson and David Robinson).
- Tony Parker was named to the All-Rookie First Team becoming the first foreign-born guard to earn the honors ... the 28th pick in the 2001 NBA Draft, Parker averaged 9.2 points, 4.3 assists, 2.6 rebounds and 1.16 steals ... the only rookie on the Spurs 2001-02 roster he moved into the starting lineup in the fifth game of the season.
- For the second straight season the Spurs led the NBA in attendance ... the Spurs drew a total of 906,390 fans for their 41 regular season home games for an average of 22,107 per game ... the biggest crowd of the year was 35,052 when the Spurs hosted the Washington Wizards – and Michael Jordan – on 12/4.

## 2001-02 SPURS FINAL STATISTICS (58-24)


PLAYER	G	GS	MIN	3-POINT			REBOUNDS			AST	PF	DQ	STL	TO	BLK	SCORING							
				FG	FGA	PCT	FT	FTA	PCT							OFF	DEF	TOT	PTS	AVG			
Duncan	82	82	3329	764	1504	.508	1	10	.100	560	701	.799	268	774	1042	307	217	2	61	263	203	2089	25.5
Robinson	78	78	2303	341	672	.507	0	0	–	269	395	.681	191	456	647	94	193	3	86	104	140	951	12.2
S. Smith	77	76	2211	310	682	.455	116	246	.472	159	181	.878	45	148	193	151	158	0	54	108	15	895	11.6
Rose	82	1	1725	293	633	.463	1	12	.083	185	257	.720	172	320	492	61	208	2	70	140	42	772	9.4
Daniels	82	13	2175	269	612	.440	57	196	.291	158	210	.752	23	153	176	228	104	0	48	70	12	753	9.2
Parker	77	72	2267	268	639	.419	61	189	.323	108	160	.675	33	164	197	334	166	1	89	151	7	705	9.2
C. Smith	60	22	1141	182	428	.425	35	131	.267	42	65	.646	34	99	133	80	114	1	52	59	44	441	7.4
Bowen	59	59	1699	155	398	.389	56	148	.378	46	96	.479	42	120	162	88	116	0	62	66	25	412	7.0
Porter	72	0	1294	136	321	.424	59	142	.415	68	83	.819	12	152	164	205	89	0	45	85	16	399	5.5
Ferry	50	2	799	76	177	.429	43	99	.434	34	36	.944	15	75	90	48	70	0	16	22	9	229	4.6
Jackson	23	1	227	34	91	.374	9	36	.250	12	17	.706	3	23	26	11	29	0	15	23	3	89	3.9
Hart	10	0	92	10	19	.526	0	2	.000	6	6	1.000	4	9	13	12	16	0	7	8	1	26	2.6
McCaskill	27	0	153	20	49	.408	0	0	–	12	26	.462	16	20	36	4	23	0	6	14	10	52	1.9
Bryant	30	3	206	25	55	.455	0	0	–	6	8	.750	25	19	44	10	38	1	7	6	2	56	1.9
Parks	42	1	234	30	83	.361	0	0	–	3	8	.375	24	34	58	10	34	0	7	14	8	63	1.5
<b>SPURS</b>	<b>82</b>	<b>19855</b>	<b>2913</b>	<b>6363</b>	<b>.458</b>	<b>438</b>	<b>1211</b>	<b>.362</b>	<b>1668</b>	<b>2249</b>	<b>.742</b>	<b>907</b>	<b>2566</b>	<b>3473</b>	<b>1643</b>	<b>1575</b>	<b>10</b>	<b>625</b>	<b>1180</b>	<b>537</b>	<b>7932</b>	<b>96.7</b>	
<b>OPPONENTS</b>	<b>82</b>	<b>19855</b>	<b>2883</b>	<b>6775</b>	<b>.426</b>	<b>374</b>	<b>1108</b>	<b>.338</b>	<b>1283</b>	<b>1651</b>	<b>.777</b>	<b>1003</b>	<b>2429</b>	<b>3432</b>	<b>1543</b>	<b>1896</b>	<b>22</b>	<b>635</b>	<b>1192</b>	<b>428</b>	<b>7423</b>	<b>90.5</b>	

# 2001-02 GAME-BY-GAME

## 58-24 (FIRST IN MIDWEST DIVISION)

DATE	OPPONENT	W-L	SCORE	REC.	ATT.	HI-SCORER	HI-REBOUNDER
<b>OCTOBER RECORD:</b>							
10-30	LA CLIPPERS	W	109-98	1-0	16,803	19-Smith	13-Duncan
<b>NOVEMBER RECORD:</b>							
<b>9-4 (HOME: 6-1, ROAD: 3-3)</b>							
11-1	@ Seattle	L	108-114	1-1	15,491	22-Duncan	13-Duncan
11-3	@ Portland	W	106-90	2-1	19,980	36-Smith	15-Duncan
11-4	@ Sacramento	L	83-103	2-2	17,317	17-Duncan	13-Duncan
11-6	ORLANDO	W	104-89	3-2	15,927	26-Duncan	14-Duncan
11-8	@ New Orleans	W	105-95	4-2	9,511	33-Duncan	16-Duncan
11-10	ATLANTA	W	110-88	5-2	20,403	20-Duncan	13-Duncan
11-13	HOUSTON	W	90-86	6-2	15,643	19-Duncan	9-Duncan
11-16	CLEVELAND	W	105-91	7-2	19,222	27-Duncan	11-Rose
11-21	SEATTLE	W	110-93	8-2	18,163	30-Duncan	13-Duncan
11-23	@ Indiana	W	97-79	9-2	18,345	30-Duncan	18-Duncan
11-24	@ Minnesota	L	94-99	9-3	19,006	21-Duncan	18-Duncan
11-28	GOLDEN STATE	W	96-83	10-3	16,442	19-Robinson	19-Duncan/Robinson
11-30	SACRAMENTO	L	106-109	10-4	26,808	38-Duncan	12-Robinson
<b>DECEMBER RECORD:</b>							
<b>11-3 (HOME: 6-2, ROAD: 5-1)</b>							
12-1	@ Houston	W	85-75	11-4	12,232	25-Duncan	12-Duncan
12-4	WASHINGTON	W	103-88	12-4	35,052	15-Daniels	11-Duncan
12-5	@ Atlanta	W	120-112	13-4	8,253	29-Smith	15-Duncan
12-7	PHILADELPHIA	W	86-76	14-4	29,836	20-Smith	9-Duncan/Robinson/Rose
12-12	TORONTO	W	108-95	15-4	16,650	28-Duncan	13-Duncan
12-14	@ Phoenix	W	105-93	16-4	16,187	32-Duncan	19-Duncan
12-15	UTAH	W	100-80	17-4	20,712	26-Duncan	10-Duncan
12-18	@ Denver	W	102-93	18-4	14,118	24-Duncan	16-Duncan
12-19	PORTLAND	W	97-79	19-4	16,089	26-Duncan	16-Robinson
12-21	DENVER	W	109-74	20-4	22,831	21-Duncan	8-Robinson/Rose
12-23	MILWAUKEE	L	91-101	20-5	24,708	22-Duncan	18-Duncan
12-26	DALLAS	L	123-126	20-6	50,667	53-Duncan	11-Duncan
12-29	@ Milwaukee	L	99-102	20-7	18,717	38-Duncan	16-Duncan
12-30	@ Memphis	W	83-79	21-7	17,358	27-Duncan	18-Duncan
<b>JANUARY RECORD:</b>							
<b>8-8 (HOME: 3-5, ROAD: 5-3)</b>							
1-2	DETROIT	W	97-85	22-7	16,648	20-Duncan	15-Duncan
1-4	INDIANA	L	82-92	22-8	29,243	22-Duncan	12-Duncan
1-5	@ Dallas	W	105-103	23-8	20,123	29-Duncan	17-Duncan
1-7	NEW YORK	W	90-79	24-8	18,428	21-Duncan	12-Duncan
1-9	@ Boston	W	93-60	25-8	16,003	25-Duncan	12-Duncan
1-11	@ Philadelphia	L	84-101	25-9	20,488	22-Duncan	15-Duncan
1-14	@ New Jersey	W	97-99	25-10	11,091	27-Duncan	9-Duncan
1-15	@ Washington	W	96-91	26-10	20,674	22-Duncan	10-Robinson
1-17	UTAH	W	102-98	27-10	16,868	35-Duncan	10-Duncan
1-19	LA LAKERS	L	81-98	27-11	33,544	21-Smith	15-Duncan
1-22	NEW JERSEY	L	86-92	27-12	17,701	32-Duncan	14-Duncan
1-23	@ Utah	W	98-92	28-12	19,623	29-Smith	9-Duncan
1-25	@ LA Lakers	L	91-94	28-13	18,997	24-Duncan	12-Robinson
1-26	@ Golden State	W	90-82	29-13	18,328	20-Duncan	9-Duncan
1-29	NEW ORLEANS	L	73-78	29-14	16,624	29-Duncan	21-Duncan
1-31	LA CLIPPERS	L	87-91	29-15	17,288	23-Duncan	16-Duncan
<b>FEBRUARY RECORD:</b>							
<b>7-6 (HOME: 4-1, ROAD: 3-5)</b>							
2-1	@ Miami	L	83-88	29-16	15,658	29-Duncan	12-Duncan
2-3	@ Orlando	W	105-98	30-16	10,072	29-Duncan	15-Duncan
2-4	MINNESOTA	W	113-83	31-16	17,809	13-Daniels/Duncan/Robinson	15-Robinson
2-7	@ Toronto	L	74-80	31-17	19,800	22-Duncan	17-Duncan
2-12	@ Sacramento	L	86-99	31-18	17,317	24-Duncan	21-Duncan
2-14	@ LA Clippers	W	89-76	32-18	18,964	15-Duncan	11-Duncan
2-15	@ Golden State	W	108-99	33-18	14,187	36-Duncan	11-Duncan
2-19	MEMPHIS	W	99-93	34-18	16,229	23-Duncan	14-Robinson
2-21	SACRAMENTO	W	115-92	35-18	18,594	32-Smith	13-Duncan
2-23	MINNESOTA	L	88-112	35-19	34,735	25-Duncan	9-Robinson
2-24	@ Phoenix	L	83-92	35-20	15,836	25-Robinson	13-Duncan
2-26	PHOENIX	W	99-91	36-20	19,013	29-Duncan	15-Duncan
2-28	@ Cleveland	L	107-114(OT)	36-21	15,481	35-Duncan	12-Duncan
<b>MARCH RECORD:</b>							
<b>13-3 (HOME: 7-0, ROAD: 6-3)</b>							
3-1	@ Minnesota	W	85-77	37-21	19,799	25-Duncan	11-Duncan
3-3	@ New York	W	99-83	38-21	19,763	25-Duncan	15-Robinson
3-5	GOLDEN STATE	W	109-88	39-21	19,322	23-Duncan	9-Robinson
3-7	HOUSTON	W	99-97	40-21	17,094	30-Duncan	16-Duncan
3-9	@ Chicago	W	100-73	41-21	20,489	22-Duncan	11-Duncan/Robinson
3-11	@ Denver	W	93-78	42-21	13,511	21-Duncan	9-Duncan
3-12	MEMPHIS	W	98-84	43-21	19,519	23-Duncan	13-Duncan
3-14	CHICAGO	W	91-86	44-21	19,592	24-Duncan	17-Robinson
3-14	BOSTON	W	111-104	45-21	34,773	37-Duncan	10-Duncan
3-20	LA LAKERS	W	108-90	46-21	30,775	25-Duncan	9-Duncan
3-21	@ Dallas	W	105-102	47-21	20,133	32-Duncan	14-Duncan
3-23	MIAMI	W	89-79	48-21	24,336	23-Duncan	11-Duncan
3-25	@ LA Clippers	W	91-85	49-21	20,128	33-Duncan	13-Duncan
3-27	@ Portland	L	93-98	49-22	19,980	34-Duncan	11-Duncan/Robinson
3-29	@ Seattle	L	76-79	49-23	17,072	25-Duncan	16-Duncan
3-31	@ LA Lakers	L	95-96	49-24	18,997	26-Duncan	11-Duncan
<b>APRIL RECORD:</b>							
<b>9-0 (HOME: 4-0, ROAD: 5-0)</b>							
4-3	SEATTLE	W	90-88	50-24	19,223	30-Duncan	18-Duncan
4-4	@ Houston	W	102-78	51-24	12,169	22-Duncan	14-Rose
4-6	DALLAS	W	89-87	52-24	34,739	33-Duncan	16-Duncan
4-8	PORTLAND	W	99-87	53-24	28,278	24-Duncan	8-Duncan
4-10	DENVER	W	87-79	54-24	19,893	16-Duncan	11-Duncan
4-12	@ Detroit	W	96-86	55-24	22,076	32-Duncan	11-Duncan
4-13	@ Memphis	W	113-92	56-24	19,405	30-Duncan	14-Duncan
4-16	PHOENIX	W	95-71	57-24	30,186	24-Duncan	11-Duncan
4-17	@ Utah	W	86-84	58-24	19,490	26-Duncan	16-Duncan

# 2002-03 RECAP



**Manu Ginobili**

## RECORD

60-22 (33-8 home: 27-14 road)  
First in Midwest Division

## HONORS

Tim Duncan, NBA MVP  
Tim Duncan, NBA Finals MVP  
Tim Duncan, All-NBA First Team  
Tim Duncan, All-Defensive First Team  
Tim Duncan, NBA All-Star  
David Robinson, J. Walter Kennedy  
Citizenship Award  
Bruce Bowen, All-Defensive Second Team  
Manu Ginobili, All-Rookie Second Team  
Gregg Popovich, NBA Coach of the Year

## PLAYOFFS

Defeated Phoenix, First Round, 4-2  
Defeated Los Angeles,  
Western Conference Semifinals, 4-2  
Defeated Dallas,  
Western Conference Finals, 4-2  
Defeated New Jersey, NBA Finals, 4-2

## SPURS LEADERS

Scoring: Tim Duncan 23.3 ppg  
Rebounding: Tim Duncan 12.9 rpg  
Assists: Tony Parker 5.3 apg

Head Coach: Gregg Popovich  
Assistants: P.J. Carlesimo, Mike Budenholzer  
& Mike Brown

## 2002-03 SEASON NOTES

- Tim Duncan became the first player since Michael Jordan to win back-to-back regular season MVP honors ... ranked in the top 10 in points (seventh with 23.3), rebounds (third with 12.9), blocks (third with 2.93) and FG percentage (seventh with a .513 mark) ... of course the regular season was just a warm-up for Duncan ... in the postseason he averaged 24.7 points, 15.4 rebounds, 5.3 assists and 3.29 blocks in 42.5 minutes ... Duncan led the Spurs to their second NBA Championship in a five-year span and was named the 2003 Finals MVP (after averaging 24.2 points, 17.0 rebounds, 5.3 assists and 5.33 blocks in the Finals).
- The Spurs Championship served as a perfect ending to a perfect career ... prior to the 2002-03 season David Robinson announced it would be his last ... his 14th and final season with the Spurs was a memorable one ... he finished his NBA career with 20,790 points and 10,497 rebounds making him one of just 14 players in league history in the 20,000 point, 10,000 rebound club ... a 10-time All-Star, Robinson was the 1995 NBA MVP, the 1992 NBA Defensive Player of the Year and the 1990 NBA Rookie of the Year ... he led the league in scoring in 1994, in rebounding in 1991 and in blocked shots in 1992 to join Kareem Abdul-Jabbar as one of two players in NBA history to accomplish the feat.
- Rookie guard Manu Ginobili made an immediate impact and quickly became a fan favorite ... the Argentina native – who the Spurs selected with the 57th pick in the 1999 NBA Draft – joined the team after spending the previous three seasons playing in the Italian League ... he was named to the 2003 All-Rookie Second Team after averaging 7.6 points, 2.3 rebounds and 2.0 assists during the 2002-03 campaign.
- The Spurs moved into a new home for the 2002-03 campaign ... although the Spurs and their fans loved both the HemisFair Arena and the Alamodome, the AT&T Center was their first home conceived, designed and built with the Spurs in mind (unlike the HemisFair Arena – which was built for the 1968 World's Fair – and the Dome – which was built by the city of San Antonio as a multi-use sports and entertainment venue) ... in their first season in the AT&T Center the Spurs sold out 21 games, averaging 17,950 fans per game in the 18,797-seat facility.

## 2002-03 SPURS FINAL STATISTICS (60-22)

PLAYER	G	GS	MIN	3-POINT			FT	FTA	PCT	REBOUNDS			SCORING										
				FG	FGA	PCT				OFF	DEF	TOT	AST	PF	DQ	STL	TO	BLK	PTS	AVG			
Duncan	81	81	3181	714	1392	.513	6	22	.273	450	634	.710	259	784	1043	316	231	2	55	248	237	1884	23.3
Parker	82	82	2774	484	1043	.464	82	243	.337	219	290	.755	33	183	216	432	174	2	71	198	4	1269	15.5
Jackson	80	58	2254	356	818	.435	95	297	.320	139	183	.760	66	220	286	183	202	1	125	176	30	946	11.8
Rose	79	13	1933	289	630	.459	2	5	.400	242	306	.791	148	358	506	124	206	2	57	170	40	822	10.4
Robinson	64	64	1676	197	420	.469	0	0	---	152	214	.710	163	345	508	61	126	1	52	83	111	546	8.5
Ginobili	69	5	1431	174	397	.438	51	148	.345	126	171	.737	47	114	161	138	170	3	96	100	17	525	7.6
Bowen	82	82	2566	223	479	.466	101	229	.441	36	89	.404	59	180	239	113	195	0	66	72	42	583	7.1
Smith	53	18	1032	113	291	.388	39	118	.331	95	114	.833	21	78	99	70	79	0	28	43	9	360	6.8
Claxton	30	0	471	67	145	.462	0	11	.000	39	57	.684	22	34	56	75	43	0	22	35	7	173	5.8
Willis	71	6	840	123	257	.479	0	2	.000	51	83	.614	83	143	226	24	120	1	20	60	20	297	4.2
Kerr	75	0	952	110	256	.430	49	124	.395	30	34	.882	12	48	60	70	49	0	27	35	3	299	4.0
Ferry	64	1	601	44	124	.355	21	60	.350	10	13	.769	20	55	75	21	55	0	7	27	9	119	1.9
Brown	7	0	22	5	10	.500	0	0	---	2	2	1.000	4	3	7	2	3	0	0	5	0	12	1.7
Goldwire	10	0	51	5	18	.278	2	8	.250	0	2	.000	0	3	3	3	5	0	3	2	0	12	1.2
Bateer	12	0	46	4	17	.235	1	3	.333	0	2	.000	2	8	10	4	14	0	0	6	0	9	0.8
<b>SPURS</b>	<b>82</b>	<b>19830</b>	<b>2908</b>	<b>6297</b>	<b>.462</b>	<b>449</b>	<b>1270</b>	<b>.354</b>	<b>1591</b>	<b>2194</b>	<b>.725</b>	<b>939</b>	<b>2556</b>	<b>3495</b>	<b>1636</b>	<b>1672</b>	<b>12</b>	<b>629</b>	<b>1295</b>	<b>529</b>	<b>7856</b>	<b>95.8</b>	
<b>OPPONENTS</b>	<b>82</b>	<b>19830</b>	<b>2862</b>	<b>6703</b>	<b>.427</b>	<b>354</b>	<b>1043</b>	<b>.339</b>	<b>1334</b>	<b>1737</b>	<b>.768</b>	<b>1029</b>	<b>2322</b>	<b>3351</b>	<b>1559</b>	<b>1915</b>	<b>24</b>	<b>665</b>	<b>1231</b>	<b>422</b>	<b>7412</b>	<b>90.4</b>	




# 2002-03 GAME-BY-GAME

## 60-22 (FIRST IN MIDWEST DIVISION)

DATE	OPPONENT	W-L	SCORE	REC.	ATT.	HI-SCORER	HI-REBOUNDER
<b>OCTOBER RECORD:</b>							
10-29	@ L.A. Lakers	W	87-82	1-0	18,997	16-Rose	11-Rose
10-30	@ Golden State	L	106-98	1-1	13,261	24-Duncan	15-Robinson
<b>NOVEMBER RECORD:</b>							
<b>10-6 (HOME: 8-2, ROAD: 2-4)</b>							
11-1	TORONTO	W	91-72	2-1	18,787	22-Duncan	15-Duncan
11-4	@ Memphis	W	103-101(OT)	3-1	12,226	29-Duncan	14-Duncan
11-5	GOLDEN STATE	W	93-73	4-1	14,474	21-Parker	13-Robinson
11-9	PORTLAND	L	95-76	4-2	18,781	16-Duncan	11-Rose
11-11	MINNESOTA	W	91-75	5-2	15,594	20-Duncan	19-Robinson
11-13	@ New Jersey	L	91-82	5-3	11,534	21-Duncan	14-Robinson
11-14	@ Philadelphia	L	99-94	5-4	18,139	29-Duncan	9-Jackson/Duncan
11-16	@ Cleveland	W	90-77	6-4	10,031	14-Bowen	13-Rose
11-18	CLEVELAND	W	104-78	7-4	14,767	25-Duncan	9-Duncan
11-20	L.A. LAKERS	W	95-88	8-4	16,797	28-Jackson	18-Duncan
11-22	MEMPHIS	W	95-86	9-4	16,636	28-Duncan	15-Duncan
11-24	SEATTLE	L	91-90	9-5	16,211	22-Duncan	17-Robinson
11-26	@ Denver	L	85-81	9-6	11,851	18-Duncan	18-Duncan
11-27	DENVER	W	99-68	10-6	16,935	22-Jackson	14-Duncan
11-29	@ Phoenix	L	94-87	10-7	17,252	31-Duncan	15-Duncan
11-30	UTAH	W	107-85	11-7	18,797	17-Jackson	10-Robinson
<b>DECEMBER RECORD:</b>							
<b>8-6 (HOME: 5-1, ROAD: 3-5)</b>							
12-3	@ Houston	L	89-75	11-8	11,120	25-Duncan	12-Duncan
12-6	PHILADELPHIA	W	98-93	12-8	17,985	29-Duncan	12-Robinson
12-8	SACRAMENTO	L	104-80	12-9	16,873	16-Duncan	13-Duncan
12-11	DALLAS	W	111-104	13-9	17,632	32-Parker	13-Duncan
12-13	L.A. CLIPPERS	W	97-84	14-9	15,666	25-Duncan	18-Duncan
12-16	@ L.A. Clippers	L	91-79	14-10	16,675	32-Duncan	11-Duncan
12-18	@ Seattle	W	91-88	15-10	15,831	22-Parker	15-Duncan
12-19	@ Sacramento	W	83-81	16-10	17,317	23-Duncan	14-Duncan
12-21	WASHINGTON	W	92-81	17-10	18,797	21-Parker	11-Duncan
12-23	NEW ORLEANS	W	99-94(OT)	18-10	18,797	29-Duncan	23-Duncan
12-27	@ Atlanta	L	81-79	18-11	13,453	27-Duncan	15-Duncan
12-28	@ Chicago	W	109-95	19-11	18,172	32-Parker	15-Duncan
12-30	@ New York	L	96-95	19-12	19,763	31-Duncan	17-Duncan
12-31	@ Washington	L	105-103	19-13	20,173	35-Duncan	13-Duncan
<b>JANUARY RECORD:</b>							
<b>11-3 (HOME: 6-1, ROAD: 5-2)</b>							
1-3	GOLDEN STATE	W	98-95	20-13	18,797	37-Duncan	9-Duncan
1-5	@ L.A. Clippers	W	94-86	21-13	17,158	26-Parker	14-Duncan
1-8	@ Seattle	W	106-95	22-13	15,132	23-Duncan	9-Duncan
1-9	@ Portland	L	90-87	22-14	19,021	18-Jackson	12-Duncan
1-12	BOSTON	W	81-80	23-14	17,302	21-Duncan	9-Duncan
1-14	PHOENIX	W	108-100(OT)	24-14	17,101	38-Duncan	16-Duncan
1-17	ATLANTA	W	106-93	25-14	18,007	27-Duncan	9-Duncan
1-20	HOUSTON	W	87-82	26-14	17,537	32-Duncan	9-Duncan
1-22	MEMPHIS	L	98-93	26-15	17,126	30-Duncan	21-Duncan
1-24	@ Utah	W	91-90	27-15	19,911	29-Duncan	17-Duncan
1-25	DETROIT	W	108-76	28-15	17,353	22-Duncan	11-Duncan
1-27	@ Minnesota	L	106-95	28-16	14,306	19-Parker	11-Rose
1-29	@ Indiana	W	106-97	29-16	15,110	28-Parker	9-Robin/Jackson/Duncan
1-31	@ Orlando	W	109-108	30-16	15,654	23-Duncan	17-Duncan
<b>FEBRUARY RECORD:</b>							
<b>9-1 (HOME: 3-0, ROAD: 6-1)</b>							
2-1	@ Miami	W	67-65	31-16	15,729	18-Parker	25-Duncan
2-5	@ Golden State	W	103-99	32-16	13,553	30-Duncan	12-Duncan
2-6	@ Denver	W	83-74	33-16	15,206	25-Duncan	10-Rose
2-11	@ Portland	W	116-111(OT)	34-16	19,631	36-Duncan	15-Rose/Duncan
2-14	@ L.A. Lakers	W	103-95	35-16	18,997	28-Duncan	20-Duncan
2-16	@ Sacramento	W	104-101	36-16	17,317	34-Duncan	12-Duncan
2-18	DENVER	W	101-76	37-16	17,274	18-Bowen	12-Duncan
2-20	@ Dallas	L	95-87	37-17	20,036	25-Rose	14-Rose
2-22	INDIANA	W	105-96	38-17	18,797	21-Duncan	10-Duncan
2-25	MIAMI	W	84-69	39-17	17,322	17-Duncan	10-Duncan
<b>MARCH RECORD:</b>							
<b>14-3 (HOME: 8-3, ROAD: 6-0)</b>							
3-1	SACRAMENTO	W	108-100	40-17	18,797	32-Parker	15-Duncan
3-2	@ Houston	W	97-88	41-17	16,285	20-Ginobili	10-Robinson
3-4	PHOENIX	L	104-97	41-18	18,797	35-Duncan	21-Duncan
3-6	NEW JERSEY	W	92-78	42-18	18,797	21-Duncan/Parker	21-Duncan
3-9	@ Boston	W	94-78	43-18	18,624	18-Duncan	8-Rose/Duncan
3-11	@ Milwaukee	W	105-102	44-18	17,401	34-Rose	15-Duncan
3-12	@ Minnesota	W	111-99	45-18	15,309	22-Jackson	14-Duncan
3-14	L.A. CLIPPERS	W	107-96	46-18	18,797	24-Duncan	15-Duncan
3-16	CHICAGO	W	105-97	47-18	18,797	25-Parker	12-Duncan
3-18	NEW YORK	L	105-97	47-19	18,797	27-Duncan	12-Rose
3-20	@ Dallas	W	112-110(OT)	48-19	20,110	25-Duncan	18-Duncan
3-21	MINNESOTA	L	101-94(OT)	48-20	18,797	29-Duncan	12-Duncan
3-23	L.A. LAKERS	W	98-89	49-20	18,797	27-Duncan	17-Duncan
3-25	MILWAUKEE	W	107-94	50-20	18,797	31-Duncan	10-Duncan
3-27	HOUSTON	W	98-85	51-20	18,797	27-Jackson	14-Duncan
3-29	UTAH	W	101-81	52-20	18,797	30-Duncan	8-Duncan
3-30	@ New Orleans	W	92-90	53-20	17,357	33-Duncan	12-Duncan
<b>APRIL RECORD:</b>							
<b>7-2 (HOME: 3-1, ROAD: 4-1)</b>							
4-1	ORLANDO	W	118-105	54-20	18,797	20-Duncan	7-Duncan
4-2	@ Memphis	W	105-87	55-20	12,116	33-Duncan	19-Duncan
4-4	@ Toronto	W	124-98	56-20	18,376	23-Rose	9-Rose
4-6	@ Detroit	W	89-83	57-20	22,076	25-Duncan	21-Duncan
4-9	PORTLAND	W	84-79	58-20	18,797	17-Ginobili	11-Jackson/Duncan
4-11	SEATTLE	W	94-86	59-20	19,217	20-Rose	15-Duncan
4-13	@ Phoenix	L	92-85	59-21	19,023	18-Rose	7-Robinson/Duncan
4-14	@ Utah	W	91-83	60-21	19,821	25-Parker	15-Duncan
4-16	DALLAS	L	93-72	60-22	19,217	11-Smith	9-Ferry/Robinson

# 2003-04 RECAP



**Bruce Bowen**

## RECORD

57-25 (33-8 home: 24-17 road)  
Second in Midwest Division

## HONORS

Tim Duncan, All-NBA First Team  
Tim Duncan, All-Defensive Second Team  
Tim Duncan, NBA All-Star  
Bruce Bowen, All-Defensive First Team

## PLAYOFFS

Defeated Memphis, First Round, 4-0  
Lost to Los Angeles, Western Conference Semifinals, 2-4

## SPURS LEADERS

Scoring: Tim Duncan 22.4 ppg  
Rebounding: Tim Duncan 12.4 rpg  
Assists: Tony Parker 5.5 apg

Head Coach: Gregg Popovich  
Assistants: P.J. Carlesimo, Mike Budenholzer  
& Mario Elie

## 2003-04 SEASON NOTES

- Coming off the 2003 NBA championship, the Spurs suffered through a slow start, opening the 2003-04 season with a 9-10 record (which put the team in 25th place in the NBA on 12/4) ... but the Spurs didn't panic ... instead - on 12/5 - the team started a 13-game winning streak ... the Spurs then finished the season with an 11-game winning streak ... at the end of the regular season their 57-25 mark was the third best in the NBA (behind only Indiana and Minnesota).
- As usual the Spurs success was based on their efforts on the defensive end ... during the 2003-04 campaign the Spurs held their opponents to 84.3 points per game with a .409 field goal percentage ... both marks set new NBA single-season record opponent lows for a full 82-game schedule (during the 50 game 1998-99 season Spurs opponents shot just .402 from the field) ... during the 2003-04 season the Spurs were 29-1 when holding their opponents to 80 points or less.
- Tim Duncan enjoyed another dominant season ... for the seventh straight year he earned spots on both the All-NBA Team and the All-Defensive Team ... he joined former teammate David Robinson as just the second player in history to be named to both an All-NBA Team and an All-Defensive Team in each of their first seven seasons ... Duncan ranked eighth in scoring (22.3 ppg), second in rebounds (12.4 rpg) and fourth in blocks (2.68 bpg).
- After sweeping Memphis in the first round the Spurs faced Los Angeles in the second round ... it was the fourth straight year that the Spurs and the Lakers met in the playoffs ... once again it was a classic series ... with the series tied 2-2 the Lakers beat the Spurs 74-73 on 5/13 in a crazy Game 5 in the AT&T Center ... the Lakers took a 72-71 lead with 11 seconds left thanks to a Kobe Bryant jumper ... after a series of timeouts Tim Duncan hit an amazing shot - a 20-foot runner off the dribble with Shaquille O'Neal on him - with less than a second left ... with 0.4 seconds left the Lakers inbounded the ball - across from the Spurs bench - and Derek Fisher caught, turned and launched a fade-away jumper that gave Los Angeles the win ... two nights later the Lakers beat the Spurs in Game 6 to end San Antonio's bid to win back-to-back


## 2003-04 SPURS FINAL STATISTICS (57-25)

PLAYER	G	GS	MIN	3-POINT			REBOUNDS			SCORING													
				FG	FGA	PCT	FG	FGA	PCT	FT	FTA	PCT	OFF	DEF	TOT	AST	PF	DQ	STL	TO	BLK	PTS	AVG
Duncan	69	68	2527	592	1181	.501	2	12	.167	352	588	.599	227	632	859	213	164	1	62	183	185	1538	22.3
Parker	75	75	2577	423	946	.447	62	199	.312	191	272	.702	43	194	237	411	148	0	61	179	7	1099	14.7
Ginobili	77	38	2260	330	789	.418	88	245	.359	239	298	.802	86	258	344	291	181	0	136	161	16	987	12.8
Turkoglu	80	44	2073	262	645	.406	101	241	.419	114	161	.708	52	306	358	154	165	0	80	94	32	739	9.2
Nesterovic	82	82	2353	328	700	.469	0	0	---	54	114	.474	257	376	633	114	247	5	51	107	165	710	8.7
Rose	67	13	1256	173	404	.428	0	3	.000	183	225	.813	110	210	320	69	164	1	36	112	24	529	7.9
Bowen	82	82	2624	211	502	.420	77	212	.363	66	114	.579	45	208	253	113	166	1	84	90	33	565	6.9
Ward (TOT)	71	10	1252	160	390	.410	84	206	.408	20	27	.741	12	132	144	215	107	2	64	96	11	4246.0	
Ward (SA)	36	0	425	45	130	.346	25	68	.368	4	6	.667	2	46	48	45	33	0	17	27	3	119	3.3
Mercer	39	0	516	90	211	.427	2	7	.286	13	17	.765	10	39	49	22	37	0	14	26	5	195	5.0
Horry	81	1	1290	141	348	.405	41	108	.380	69	107	.645	108	164	272	101	165	0	48	55	49	392	4.8
Carter	5	2	87	11	37	.297	0	3	.000	0	0	---	2	9	11	12	9	0	4	12	0	22	4.4
Brown	58	0	627	85	196	.434	4	14	.286	60	74	.811	38	92	130	33	61	0	15	38	4	234	4.0
Heal	6	0	72	7	24	.292	4	18	.222	4	5	.800	1	3	4	5	2	0	1	5	0	22	3.7
Willis	48	0	373	70	150	.467	0	1	.000	24	39	.615	37	61	98	11	61	0	21	32	9	164	3.4
Hart	53	5	660	71	159	.447	2	9	.222	33	43	.767	10	69	79	81	59	0	28	29	5	177	3.3
Garcia	2	0	13	1	7	.143	0	0	---	1	2	.500	0	0	0	0	0	0	2	1	0	3	1.5
Carroll (TOT)	16	0	70	7	16	.438	1	3	.333	4	6	.667	1	5	6	2	8	0	1	6	0	19	1.2
Carroll (SA)	0	22	2	5	400	0	0	---	2	4	500	1	2	3	1	5	0	1	4	0	6	2.0	
<b>SPURS</b>	<b>82</b>	<b>19755</b>	<b>28426434</b>	<b>.442</b>	<b>4081140</b>	<b>.358</b>	<b>14092069</b>	<b>.681</b>	<b>102926693698</b>	<b>16761667</b>	<b>8</b>	<b>6611203537</b>	<b>750191.5</b>										
<b>OPPONENTS</b>	<b>82</b>	<b>1975526136388</b>	<b>.409</b>	<b>311951</b>	<b>.32713721844</b>	<b>1744</b>	<b>9092459</b>	<b>336814191837</b>	<b>18</b>	<b>6351254</b>	<b>380690984.3</b>												

## 57-25 (SECOND IN MIDWEST DIVISION)

DATE	OPPONENT	W-L	SCORE	REC.	ATT.	HI-SCORER	HI-REBOUNDER
<b>OCTOBER RECORD: 1-1 (HOME: 1-0, ROAD: 0-1)</b>							
10-28	PHOENIX	W	83-82	1-0	18,797	24-Duncan	12-Duncan
10-29	@ Denver	L	72-80	1-1	17,429	17-Duncan	21-Duncan
<b>NOVEMBER RECORD: 8-7 (HOME: 6-2, ROAD: 2-5)</b>							
11-1	NEW YORK	W	86-74	2-1	18,797	15-Duncan	15-Duncan
11-3	@ Memphis	L	80-88	2-2	12,821	13-Ginobili/Nesterovic	14-Nesterovic
11-4	MIAMI	W	80-73	3-2	17,666	15-Ginobili	11-Rose
11-6	L.A. LAKERS	L	117-120(2OT)	3-3	18,797	33-Ginobili	12-Ginobili
11-8	DALLAS	L	78-81	3-4	18,797	20-Rose	22-Rose
11-10	UTAH	W	87-78	4-4	18,797	18-Ginobili	10-Duncan
11-12	@ New Jersey	W	95-71	5-4	13,286	31-Duncan	12-Duncan
11-14	@ Philadelphia	L	86-100	5-5	20,344	35-Duncan	15-Duncan
11-15	@ Washington	W	95-71	6-5	20,173	23-Rose	13-Duncan
11-18	GOLDEN STATE	W	94-81	7-5	17,088	21-Duncan	10-Duncan
11-20	@ Dallas	L	92-95	7-6	19,989	30-Duncan	17-Duncan
11-21	ATLANTA	W	114-75	8-6	18,797	25-Duncan	10-Duncan
11-26	CHICAGO	W	109-98	9-6	16,771	17-Ginobili	11-Ginobili
11-28	@ L.A. Lakers	L	87-103	9-7	18,997	13-Ginobili	11-Duncan
11-29	@ Golden State	L	89-91	9-8	17,680	27-Duncan	15-Duncan
<b>DECEMBER RECORD: 13-2 (HOME: 7-1, ROAD: 6-1)</b>							
12-1	@ L.A. Clippers	L	83-91	9-9	12,514	26-Rose	11-Rose
12-3	L.A. LAKERS	L	86-90	9-10	18,841	30-Duncan	15-Duncan
12-5	@ Orlando	W	105-94	10-10	15,394	47-Duncan	12-Duncan
12-6	@ Miami	W	86-70	11-10	14,603	21-Duncan/Nesterovic	19-Duncan
12-8	@ Chicago	W	96-82	12-10	18,233	26-Ginobili	14-Duncan
12-10	PORTLAND	W	102-77	13-10	15,131	18-Duncan	14-Duncan
12-11	@ Houston	W	71-67	14-10	18,170	22-Duncan	11-Nesterovic
12-13	HOUSTON	W	86-73	15-10	18,797	16-Ginobili	12-Duncan
12-15	MEMPHIS	W	78-67	16-10	14,524	21-Duncan	15-Nesterovic
12-17	TORONTO	W	73-70	17-10	16,375	30-Duncan	13-Duncan
12-19	@ Seattle	W	87-73	18-10	15,712	27-Duncan	20-Duncan
12-20	@ Portland	W	101-91	19-10	15,010	26-Duncan	10-Duncan
12-23	L.A. CLIPPERS	W	111-90	20-10	18,797	22-Duncan	10-Duncan
12-26	ORLANDO	W	98-83	21-10	18,797	27-Duncan	16-Duncan
12-28	MILWAUKEE	W	89-74	22-10	18,797	25-Ginobili	15-Duncan
<b>JANUARY RECORD: 9-8 (HOME: 4-4, ROAD: 5-4)</b>							
1-3	PHILADELPHIA	L	77-83	22-11	18,797	16-Turkoglu	12-Duncan
1-5	@ Denver	W	98-74	23-11	15,120	30-Duncan	12-Duncan
1-6	WASHINGTON	W	94-72	24-11	16,413	16-Duncan/Parker	11-Duncan
1-9	@ New Orleans	W	94-84	25-11	17,740	15-Duncan/Bowen	9-Nesterovic
1-10	INDIANA	L	89-89(OT)	26-11	18,797	30-Duncan	15-Duncan
1-13	@ Atlanta	L	77-86	26-12	11,807	28-Duncan	9-Duncan
1-14	MINNESOTA	L	93-100	26-13	17,411	36-Duncan	20-Duncan
1-16	@ Indiana	L	79-89	26-14	18,044	16-Duncan	10-Horry
1-18	@ Boston	W	109-92	27-14	18,624	23-Nesterovic	13-Nesterovic
1-19	@ Detroit	L	77-85	27-15	22,076	17-Duncan	10-Duncan
1-21	NEW JERSEY	W	99-76	28-15	17,441	21-Duncan	17-Duncan
1-23	@ Phoenix	W	86-84	29-15	17,799	25-Duncan	12-Duncan
1-24	NEW ORLEANS	L	96-98	29-16	17,897	20-Rose	13-Duncan
1-26	@ Milwaukee	L	92-93	29-17	14,385	26-Parker	8-Duncan
1-27	@ New York	W	77-67	30-17	19,190	30-Duncan	19-Duncan
1-29	SACRAMENTO	L	91-96	30-18	17,669	35-Duncan	18-Duncan
1-31	UTAH	W	85-81	31-18	18,797	33-Duncan	14-Duncan
<b>FEBRUARY RECORD: 8-2 (HOME: 2-0, ROAD: 6-2)</b>							
2-2	@ Utah	W	83-65	32-18	19,911	31-Duncan	11-Duncan
2-5	@ Seattle	W	96-90	33-18	15,256	23-Duncan	14-Duncan
2-6	@ Sacramento	W	102-94	34-18	17,317	28-Duncan	14-Duncan
2-9	@ Houston	W	85-82	35-18	16,040	28-Duncan	10-Duncan
2-18	@ Toronto	W	86-82	36-18	17,119	26-Duncan	21-Duncan
2-20	@ Cleveland	W	87-89	36-19	20,562	21-Duncan/Ginobili	12-Duncan
2-22	@ Minnesota	W	94-92	37-19	20,347	26-Parker	14-Turkoglu
2-24	HOUSTON	W	86-77	38-19	18,797	27-Duncan	13-Duncan
2-26	@ Dallas	L	91-115	38-20	20,458	22-Duncan	17-Duncan
2-28	DENVER	W	117-92	39-20	18,797	29-Parker	12-Nesterovic
<b>MARCH RECORD: 11-5 (HOME: 10-1, ROAD: 1-4)</b>							
3-1	MEMPHIS	L	80-81	39-21	16,705	19-Turkoglu	10-Nesterovic/Rose
3-3	SEATTLE	W	88-84	40-21	16,611	18-Turkoglu	12-Nesterovic
3-5	DALLAS	W	113-100	41-21	18,797	27-Parker	15-Nesterovic
3-6	@ Phoenix	W	107-86	42-21	16,039	22-Nesterovic	13-Nesterovic
3-9	@ Memphis	L	88-94	42-22	15,444	24-Parker	14-Rose
3-10	L.A. CLIPPERS	W	108-90	43-22	16,919	21-Rose	12-Rose
3-12	GOLDEN STATE	W	99-74	44-22	17,174	17-Rose	9-Turkoglu
3-14	@ Sacramento	L	87-101	44-23	17,317	16-Ginobili	13-Nesterovic
3-15	@ Golden State	L	80-97	44-24	14,153	29-Parker	7-Nesterovic
3-18	MINNESOTA	W	106-86	45-24	18,797	22-Duncan	10-Duncan
3-20	BOSTON	W	103-87	46-24	19,034	26-Duncan/Ginobili	15-Duncan
3-23	@ Minnesota	L	81-86	46-25	20,111	26-Duncan	9-Turkoglu
3-25	DETROIT	W	84-75	47-25	17,695	17-Ginobili	13-Duncan
3-27	PHOENIX	W	105-76	48-25	18,797	14-Duncan/Turkoglu	10-Duncan
3-29	CLEVELAND	W	101-93	49-25	18,797	21-Ginobili	8-Ginobili
3-31	SACRAMENTO	W	107-89	50-25	18,797	29-Ginobili	7-Duncan/Nesterovic/Turkoglu
<b>APRIL RECORD: 7-0 (HOME: 3-0, ROAD: 4-0)</b>							
4-2	@ Utah	W	94-81	51-25	19,911	19-Brown	10-Duncan/Nesterovic
4-4	@ L.A. Lakers	W	95-89	52-25	18,997	29-Parker	13-Duncan
4-7	SEATTLE	W	96-75	53-25	18,797	21-Duncan	10-Duncan/Nesterovic
4-9	PORTLAND	W	84-74	54-25	18,797	21-Duncan/Ginobili	14-Duncan
4-11	@ L.A. Clippers	W	88-79	55-25	18,031	26-Duncan	9-Duncan
4-12	@ Portland	W	78-66	56-25	18,997	22-Parker	15-Duncan
4-14	DENVER	W	93-67	57-25	18,797	23-Duncan	16-Duncan

# 2004-05 RECAP



Robert Horry

## RECORD

59-23 (38-3 home: 21-20 road)  
First in Southwest Division

## HONORS

Tim Duncan, NBA Finals MVP  
Tim Duncan, All-NBA First Team  
Tim Duncan, All-Defensive First Team  
Tim Duncan, NBA All-Star  
Bruce Bowen, All-Defensive First Team  
Manu Ginobili, NBA All-Star

## PLAYOFFS

Defeated Denver, First Round, 4-1  
Defeated Seattle, Western Conference Semifinals, 4-2  
Defeated Phoenix, Western Conference Finals, 4-1  
Defeated Detroit, NBA Finals, 4-3

## SPURS LEADERS

Scoring: Tim Duncan 20.3 ppg  
Rebounding: Tim Duncan 11.1 rpg  
Assists: Tony Parker 6.1 apg

Head Coach: Gregg Popovich  
Assistants: P.J. Carlesimo, Mike Budenholzer,  
Don Newman & Brett Brown

## 2004-05 SEASON NOTES

- The Spurs captured their third NBA championship in a thrilling seven-game Finals victory over the Detroit Pistons ... Tim Duncan was named Finals MVP for the third time in his career after averaging 20.6 points and 14.1 rebounds in 40.7 minutes in the seven games ... but he had plenty of help ... Manu Ginobili averaged 18.7 points, 5.9 rebounds, 4.0 assists and 1.29 steals ... Bruce Bowen played his trademark defense (he was second on the team in minutes averaging 38.7 minutes per game in the Finals) ... then there was Robert Horry who had one of the all-time great games in Finals history ... in Game 5 at Detroit on 6/19 he finished with 21 points (scoring all of his points in the final 17:01 of the game) ... his biggest shot of the night was a 25-foot three-pointer with 5.8 seconds left that gave the Spurs a 96-95 overtime win and a 3-2 series lead.
- Tim Duncan and Bruce Bowen were both named to the NBA All-Defensive First Team ... it marked the first time that two teammates earned first team honors since the 1997-98 season when both Michael Jordan and Scottie Pippen were named to the 1998 All-Defensive First Team.
- Manu Ginobili joined Tim Duncan at the 2005 All-Star Game in Denver ... it was the 10th time in franchise history that two Spurs players were named All-Stars in the same season.
- The Spurs made NBA history in April becoming the first team to ever win back-to-back double-overtime games ... the Spurs posted a 125-124 win at the Clippers on 4/9 before heading north and beating the Warriors 136-134 on 4/10 ... making the feat even more impressive ... the Spurs were without Tim Duncan and Devin Brown vs. the Clippers and then were forced to play without Duncan, Brown, Manu Ginobili and Rasha Nesterovic against the Warriors.
- The Spurs enjoyed their best home record in franchise history finishing with a 38-3 mark in the AT&T Center.

## 2004-05 SPURS FINAL STATISTICS (59-23)


PLAYER	G	GS	MIN	3-POINT			REBOUNDS			SCORING														
				FG	FGA	PCT	FT	FTA	PCT	OFF	DEF	TOT	AST	PF	DQ	STL	TO	BLK	PTS	AVG				
Duncan	66	66	2203	517	1042	.496	3	9	.333	305	455	.670	202	530	732	179	144	0	45	127	174	1342	20.3	
Parker	80	80	2735	539	1118	.482	43	156	.276	210	323	.650	47	251	298	491	167	0	98	215	4	1331	16.6	
Ginobili	74	74	2193	367	780	.471	97	258	.376	355	442	.803	75	254	329	288	190	1	119	172	27	1186	16.0	
Robinson	9	0	157	34	77	.442	2	6	.333	20	23	.870	4	20	24	8	19	0	4	7	3	90	10.0	
Mohammed(TOT)	77	59	1933	289	602	.480	0	1	.000	153	227	.674	247	339	586	34	236	3	58	108	86	731	9.5	
Mohammed (SA)	23	5	414	55	142	.387	0	0	---	32	56	.571	78	69	147	8	64	1	5	27	33	142	6.2	
Bowen	82	82	2627	251	598	.420	102	253	.403	71	112	.634	50	235	285	126	175	0	55	57	39	675	8.2	
Barry	81	8	1742	194	459	.423	100	280	.357	113	135	.837	29	161	190	178	123	0	39	64	20	601	7.4	
Brown	67	0	1238	173	409	.423	45	121	.372	103	130	.792	37	139	176	92	83	0	39	53	12	494	7.4	
Rose	50	1	862	124	267	.464	0	4	.000	69	99	.697	95	132	227	41	124	1	31	56	9	317	6.3	
Horry	75	16	1396	157	375	.419	51	138	.370	86	109	.789	91	177	268	80	138	1	67	69	60	451	6.0	
Udrih	80	2	1149	173	390	.444	58	142	.408	67	89	.753	16	67	83	150	96	0	41	77	10	471	5.9	
Nesterovic	70	70	1785	198	430	.460	0	0	---	14	30	.467	184	275	459	71	207	1	31	73	117	410	5.9	
Glover	7	0	68	8	22	.364	1	8	.125	8	10	.800	3	8	11	4	9	0	3	2	3	25	3.6	
Marks	23	0	244	27	80	.338	0	3	.000	22	28	.786	18	38	56	8	29	0	3	14	11	76	3.3	
Massenburg	61	6	699	74	182	.407	0	0	---	48	63	.762	54	109	163	14	122	1	18	40	20	196	3.2	
Wilks	48	0	278	32	77	.416	5	16	.313	12	16	.750	4	21	25	33	26	0	14	14	1	81	1.7	
Johnson	2	0	15	0	2	.000	0	1	.000	0	0	---	0	3	3	0	1	0	1	1	0	0	0.0	
<b>SPURS</b>	<b>82</b>		<b>19805</b>	<b>29236450</b>	<b>.453</b>	<b>5071395.363</b>	<b>15352120</b>	<b>.724</b>		<b>98724893476</b>	<b>17711717</b>		<b>6</b>	<b>6131126</b>	<b>5437888</b>	<b>96.2</b>								
<b>OPPONENTS</b>	<b>82</b>		<b>19805</b>	<b>27126359</b>	<b>.426</b>	<b>323881.367</b>	<b>15011955</b>	<b>.768</b>		<b>89324033296</b>	<b>13851891</b>		<b>24</b>	<b>5941240</b>	<b>4217248</b>	<b>88.4</b>								

# 2004-05 GAME-BY-GAME

## 59-23 (FIRST IN SOUTHWEST DIVISION)

DATE	OPPONENT	W-L	SCORE	REC.	ATT.	HI-SCORER	HI-REBOUNDER
<b>NOVEMBER RECORD: 12-3 (HOME: 6-0, ROAD: 6-3)</b>							
11/03	SACRAMENTO	W	101-85	1-0	18,797	30-Duncan	14-Duncan
11/05	@L.A. Lakers	W	105-96	2-0	18,997	26-Duncan	16-Duncan
11/07	@Seattle	L	94-113	2-1	15,851	21-Ginobili/Parker	16-Duncan
11/10	GOLDEN STATE	W	91-71	3-1	16,826	23-Duncan	18-Duncan
11/12	MIAMI	W	93-84	4-1	18,797	29-Ginobili	13-Duncan
11/13	@Atlanta	W	103-88	5-1	11,326	26-Duncan	18-Duncan
11/16	NEW YORK	W	99-81	6-1	17,705	18-Parker	10-Duncan
11/18	@Philadelphia	W	88-80	7-1	16,446	34-Duncan	13-Duncan
11/19	@Boston	W	92-84	8-1	15,586	26-Duncan	6-Duncan
11/21	@Toronto	L	91-96	8-2	17,264	26-Duncan	15-Duncan
11/22	@Memphis	L	90-93	8-3	16,127	26-Duncan	9-Duncan
11/24	DALLAS	W	94-80	9-3	18,797	27-Duncan	13-Duncan
11/26	@Denver	W	89-75	10-3	19,099	23-Duncan	9-Duncan
11/27	UTAH	W	109-76	11-3	17,543	16-Rose	13-Duncan
11/30	@Dallas	W	107-89	12-3	19,455	20-Duncan	13-Duncan
<b>DECEMBER RECORD: 13-3 (HOME: 8-1, ROAD: 5-2)</b>							
12/01	PHILADELPHIA	W	105-72	13-3	17,566	24-Brown/Duncan	12-Duncan
12/03	DETROIT	W	80-77	14-3	18,797	20-Parker	7-Duncan
12/04	@Milwaukee	W	104-83	15-3	17,812	20-Duncan	18-Duncan/Nesterovic
12/06	@Chicago	W	91-75	16-3	16,353	17-Parker	11-Duncan
12/08	SEATTLE	L	96-102	16-4	18,797	39-Duncan	10-Duncan
12/09	@Houston	L	80-81	16-5	16,170	26-Duncan	18-Duncan
12/11	CLEVELAND	W	116-97	17-5	18,797	34-Duncan	7-Duncan
12/15	ORLANDO	W	99-93	18-5	17,584	24-Duncan	19-Duncan
12/17	@New Orleans	W	83-67	19-5	13,071	19-Duncan	12-Duncan
12/18	GOLDEN STATE	W	104-85	20-5	17,467	21-Ginobili/Parker	7-Horry/Duncan/Ginobili
12/22	@Orlando	L	87-93	20-6	16,325	24-Duncan	11-Nesterovic
12/23	MINNESOTA	W	96-82	21-6	18,797	22-Ginobili	10-Duncan
12/26	BOSTON	W	107-90	22-6	17,541	27-Parker	11-Duncan
12/28	PHOENIX	W	115-94	23-6	18,797	29-Parker	12-Duncan
12/30	@Portland	W	114-80	24-6	18,677	19-Duncan	9-Duncan
12/31	@L.A. Clippers	W	98-79	25-6	17,115	23-Duncan	8-Duncan
<b>JANUARY RECORD: 12-4 (HOME: 9-0, ROAD: 3-4)</b>							
01/02	@Sacramento	L	81-86	25-7	17,317	18-Ginobili	12-Nesterovic
01/04	L.A. LAKERS	W	100-83	26-7	18,797	24-Bowen	15-Duncan
01/06	INDIANA	W	111-98	27-7	17,549	27-Duncan	12-Duncan
01/08	DENVER	W	99-90	28-7	18,797	22-Ginobili	11-Nesterovic
01/10	@Utah	L	96-97	28-8	18,325	24-Duncan	13-Duncan
01/12	MILWAUKEE	W	94-79	29-8	16,754	21-Duncan	9-Duncan
01/14	DALLAS	W	98-95	30-8	17,897	25-Duncan	12-Nesterovic
01/15	@Houston	L	67-73	30-9	18,290	21-Parker	12-Duncan
01/17	WASHINGTON	W	101-73	31-9	17,232	24-Brown	12-Nesterovic
01/19	L.A. CLIPPERS	W	80-79	32-9	17,603	25-Parker	14-Duncan
01/21	@Phoenix	W	128-123(OT)	33-9	18,422	48-Ginobili	19-Duncan
01/23	@Sacramento	W	103-73	34-9	17,317	23-Duncan	13-Duncan
01/24	@Portland	L	99-107	34-10	19,775	24-Duncan	11-Duncan
01/27	SACRAMENTO	W	90-80	35-10	18,797	25-Ginobili	12-Duncan
01/29	NEW ORLEANS	W	93-83	36-10	18,797	23-Parker	14-Duncan
01/31	@Seattle	W	103-84	37-10	17,072	23-Ginobili	10-Duncan/Parker
<b>FEBRUARY RECORD: 6-3 (HOME: 1-1, ROAD: 5-2)</b>							
02/03	@L.A. Lakers	W	103-91	38-10	18,997	22-Parker	11-Rose
02/08	@Charlotte	W	104-85	39-10	12,985	20-Parker	20-Rose
02/09	@Washington	L	87-95	39-11	20,173	22-Parker	8-Nesterovic/Parker
02/11	@New Jersey	W	101-91	40-11	17,121	27-Parker	15-Duncan
02/13	@Miami	L	92-96	40-12	20,258	24-Ginobili	11-Nesterovic
02/16	@New Orleans	W	101-78	41-12	13,105	19-Duncan	15-Rose
02/23	HOUSTON	W	99-81	42-12	18,797	30-Duncan	11-Duncan
02/26	MEMPHIS	L	82-84	42-13	18,797	27-Duncan	19-Duncan
02/28	@Cleveland	W	94-92	43-13	18,216	20-Duncan	11-Duncan
<b>MARCH RECORD: 10-5 (HOME: 10-1, ROAD: 0-4)</b>							
03/02	TORONTO	W	92-86	44-13	17,795	17-Ginobili	11-Duncan
03/04	CHICAGO	W	102-99	45-13	18,797	31-Duncan	13-Duncan
03/06	UTAH	W	101-94	46-13	18,797	31-Ginobili	8-Ginobili
03/08	NEW JERSEY	W	90-74	47-13	17,588	22-Brown	9-Brown
03/09	@Phoenix	L	101-107	47-14	18,422	30-Parker	6-Brown/Nesterovic/Mohammed
03/12	DENVER	L	87-90	47-15	18,797	25-Parker	9-Mohammed
03/14	NEW ORLEANS	W	112-89	48-15	18,797	25-Udrih	13-Duncan
03/16	MINNESOTA	W	89-73	49-15	18,797	25-Duncan	14-Duncan
03/18	CHARLOTTE	W	93-76	50-15	17,798	24-Parker	9-Horry
03/20	@Detroit	L	101-110	50-16	22,076	18-Brown	8-Mohammed
03/21	@New York	L	75-88	50-17	19,763	22-Brown	11-Nesterovic
03/23	@Indiana	L	93-100	50-18	17,660	17-Barry	7-Duncan
03/25	ATLANTA	W	111-95	51-18	18,797	23-Barry/Ginobili	8-Ginobili
03/27	HOUSTON	W	83-70	52-18	18,797	18-Ginobili	8-Parker
03/30	SEATTLE	W	89-76	53-18	18,797	28-Parker	9-Nesterovic
<b>APRIL RECORD: 6-5 (HOME: 4-0, ROAD: 2-5)</b>							
04/01	@Denver	L	84-102	53-19	19,730	17-Parker	9-Ginobili/Horry
04/02	L.A. LAKERS	W	95-94	54-19	18,797	20-Parker	8-Ginobili/Horry/Nesterovic
04/06	L.A. CLIPPERS	W	91-82	55-19	18,797	16-Ginobili	10-Marks
04/07	@Dallas	L	68-104	55-20	20,418	12-Barry	6-Nesterovic
04/09	@L.A. Clippers	W	125-124(2OT)	56-20	19,748	40-Ginobili	9-Massenburg
04/10	@Golden State	W	136-134(2OT)	57-20	16,324	35-Parker	15-Mohammed
04/12	PORTLAND	W	95-89	58-20	18,797	30-Ginobili	14-Mohammed
04/13	@Utah	L	91-93	58-21	17,014	21-Ginobili	10-Mohammed
04/16	MEMPHIS	W	97-75	59-21	18,797	15-Bowen	18-Duncan/Mohammed
04/18	@Memphis	L	92-94	59-22	17,183	23-Robinson	15-Mohammed
04/20	@Minnesota	L	73-95	59-23	18,122	16-Robinson	8-Mohammed

# 2005-06 RECAP



Michael Finley

## RECORD

63-19 (34-7 home; 29-12 road)  
First in Southwest Division

## HONORS

Tim Duncan, All-NBA Second Team  
Tim Duncan, All-Defensive Second Team  
Tim Duncan, NBA All-Star  
Bruce Bowen, All-Defensive First Team  
Tony Parker, NBA All-Star

## PLAYOFFS

Defeated Sacramento, First Round, 4-2  
Lost to Dallas, Western Conference Semifinals, 4-3

## SPURS LEADERS

Scoring: Tony Parker 18.9 ppg  
Rebounding: Tim Duncan 11.0 rpg  
Assists: Tony Parker 5.8 apg

Head Coach: Gregg Popovich  
Assistants: P.J. Carlesimo, Mike Budenholzer,  
Don Newman, Brett Brown &  
Chip Engelland

## 2005-06 SEASON NOTES

- The Spurs set the franchise record for most wins in a season finishing with a 63-19 mark ... it was the third time that the Spurs hit the 60-win plateau ... the 1994-95 team posted a 62-20 record while the 2002-03 Spurs squad went 60-22.
- Two-time All-Star Michael Finley signed with the Spurs on 9/2/05 after spending his previous nine seasons with the Dallas Mavericks ... in his first season in San Antonio, Finley averaged 10.1 points in 26.5 minutes in 77 games.
- Tony Parker enjoyed a break-out season, averaging 18.9 points, 5.8 assists and 3.3 rebounds ... he led the team in both scoring and assists ... he is the first - and only - point guard to lead the Spurs in scoring ... Parker snapped a string of seven straight seasons in which Tim Duncan had led the team in scoring ... Parker ranked third in the NBA in FG percentage with a .548 mark from the field (becoming the first point guard to rank in the top-three in FG percentage since Butch Beard in the 1973-74 season) ... Parker became the ninth Spur to appear in the NBA All-Star Game (finishing with 8 points in 20 minutes in the 2006 All-Star Game).
- Despite being hobbled all season with plantar fasciitis in his right foot Tim Duncan was named to both the All-NBA Second Team and the All-Defensive Second Team ... by earning the honors he extended his NBA record becoming the first player to be named to both an All-NBA Team and an All-Defensive Team in each of his first nine seasons (David Robinson is second on the list being named to both teams in each of his first seven seasons).

## 2005-06 SPURS FINAL STATISTICS (63-19)


PLAYER	G	GS	MIN	3-POINT			REBOUNDS			SCORING														
				FG	FGA	PCT	FT	FTA	PCT	OFF	DEF	TOT	AST	PF	DQ	STL	TO	BLK	PTS	AVG				
Parker	80	80	2715	623	1136	.548	11	36	.306	253	358	.707	38	223	261	460	161	1	83	249	4	1510	18.9	
Duncan	80	80	2784	574	1185	.484	2	5	.400	335	533	.629	231	650	881	253	219	2	70	198	162	1485	18.6	
Ginobili	65	56	1813	309	669	.462	83	217	.382	280	360	.778	42	188	230	235	156	0	101	121	26	981	15.1	
Finley	77	18	2038	286	695	.412	110	279	.394	98	115	.852	31	216	247	116	97	0	37	62	7	780	10.1	
Bowen	82	82	2755	232	536	.433	104	245	.424	51	84	.607	35	285	320	126	191	0	79	67	30	619	7.5	
Mohammed	80	30	1389	190	377	.504	0	0	---	113	144	.785	163	255	418	40	220	2	21	91	49	493	6.2	
Barry	74	5	1259	156	345	.452	80	202	.396	39	59	.661	29	130	159	123	99	1	39	52	27	431	5.8	
Van Exel	65	2	986	136	343	.397	55	154	.357	28	41	.683	6	85	91	123	60	0	16	57	3	355	5.5	
Horry	63	3	1182	112	292	.384	53	144	.368	44	68	.647	71	171	242	79	115	2	43	41	51	321	5.1	
Udrih	54	3	586	106	233	.455	24	70	.343	39	50	.780	18	34	52	92	55	0	14	53	2	275	5.1	
Nesterovic	80	51	1515	172	334	.515	0	2	.000	18	30	.600	114	195	309	33	209	3	21	53	88	362	4.5	
Marks	25	0	181	37	71	.521	0	3	.000	7	12	.583	12	31	43	7	21	1	5	7	7	81	3.2	
Sanders	16	0	113	16	33	.485	2	3	.667	7	10	.700	4	19	23	3	20	0	5	8	0	41	2.6	
Oberto	59	0	490	44	93	.473	0	2	.000	15	27	.556	57	66	123	27	91	0	9	28	11	103	1.7	
Scales	1	0	0	0	0	---	0	0	---	0	0	---	0	0	0	0	0	0	0	0	0	0	0	0.0
<b>SPURS</b>	<b>82</b>	<b>19805</b>	<b>29936342</b>	<b>472</b>	<b>5241362</b>	<b>.385</b>	<b>13271891</b>	<b>.702</b>					<b>85125483399</b>	<b>17171714</b>	<b>12</b>	<b>5431126</b>	<b>467</b>	<b>7837</b>	<b>95.6</b>					
<b>OPPONENTS</b>	<b>82</b>	<b>19805</b>	<b>27826420</b>	<b>.433</b>	<b>300</b>	<b>886</b>	<b>.339</b>	<b>14141912</b>	<b>.740</b>				<b>88624173303</b>	<b>13361709</b>	<b>12</b>	<b>5991136</b>	<b>343</b>	<b>7278</b>	<b>88.8</b>					

# 2005-06 GAME-BY-GAME

## 63-19 (FIRST IN SOUTHWEST DIVISION)

DATE	OPPONENT	W-L	SCORE	REC.	ATT.	HI-SCORER	HI-REBOUNDER
<b>NOVEMBER RECORD</b>							
<b>11-3 (HOME: 6-1, ROAD: 5-2)</b>							
11/1	DENVER	W	102-91	1-0	18,797	26 - Parker	10 - Duncan
11/4	CLEVELAND	W	102-76	2-0	18,797	21 - Duncan	10 - Duncan
11/5	@ Dallas	L	94-103	2-1	20,468	24 - Duncan	19 - Duncan
11/7	@ Chicago	W	104-95 (OT)	3-1	21,827	24 - Duncan	16 - Duncan
11/9	@ Charlotte	W	94-86	4-1	17,237	29 - Duncan	10 - Duncan
11/11	@ Boston	W	103-82	5-1	18,624	29 - Duncan	12 - Duncan
11/12	@ Washington	L	95-110	5-2	20,173	28 - Ginobili	14 - Duncan
11/15	ATLANTA	W	103-79	6-2	18,797	24 - Ginobili	8 - Oberto
11/17	HOUSTON	W	86-80	7-2	18,797	19 - Duncan	9 - Duncan
11/19	PHOENIX	W	97-91	8-2	18,797	24 - Duncan	13 - Duncan
11/21	@ Sacramento	W	96-93	9-2	17,517	23 - Parker	19 - Duncan
11/23	@ Golden State	W	113-89	10-2	18,768	26 - Parker	12 - Duncan
11/25	CHICAGO	L	99-106	10-3	18,797	24 - Duncan	11 - Duncan
11/29	L.A. LAKERS	W	90-84	11-3	18,797	22 - Ginobili	9 - Duncan
<b>DECEMBER RECORD</b>							
<b>13-4 (HOME: 8-0, ROAD: 5-4)</b>							
12/1	@ Dallas	W	92-90	12-3	20,076	30 - Parker	14 - Duncan
12/3	PHILADELPHIA	W	100-91	13-3	18,797	20 - Parker	12 - Duncan
12/5	@ Orlando	W	110-85	14-3	14,661	26 - Duncan	12 - Duncan
12/7	MIAMI	W	98-84	15-3	18,797	28 - Duncan	16 - Duncan
12/9	BOSTON	W	101-89	16-3	18,797	20 - Duncan	11 - Duncan
12/10	@ Atlanta	L	84-94	16-4	16,678	20 - Parker	10 - Duncan/Ginobili
12/13	L.A. CLIPPERS	W	95-87 (OT)	17-4	18,797	27 - Duncan	22 - Duncan
12/15	@ Minnesota	W	90-88	18-4	17,003	21 - Finley	9 - Duncan
12/17	SACRAMENTO	W	96-89	19-4	18,797	25 - Parker	19 - Duncan
12/18	@ NO/OK City	L	76-89	19-5	19,297	17 - Finley/Parker	8 - Duncan
12/20	@ Milwaukee	L	107-109 (OT)	19-6	16,865	34 - Duncan	13 - Duncan
12/21	@ New York	W	109-96	20-6	19,763	19 - Finley	5 - Horry/Nesterovic/Mohammed
12/23	TORONTO	W	95-90	21-6	18,797	27 - Duncan	10 - Duncan
12/25	@ Detroit	L	70-85	21-7	22,076	19 - Parker	11 - Duncan
12/27	INDIANA	W	99-86	22-7	18,797	27 - Parker	9 - Duncan
12/29	NO/OK CITY	W	111-84	23-7	18,797	18 - Finley	7 - Duncan
12/31	@ Denver	W	98-88	24-7	18,296	25 - Duncan	10 - Duncan
<b>JANUARY RECORD:</b>							
<b>11-3 (HOME: 7-2, ROAD: 4-1)</b>							
1/4	PORTLAND	W	106-75	25-7	18,797	18 - Duncan/Parker	13 - Duncan
1/6	MINNESOTA	W	83-77	26-7	18,797	23 - Parker	14 - Duncan
1/7	@ Phoenix	L	86-97	26-8	18,422	19 - Duncan/Ginobili	12 - Duncan
1/10	NEW JERSEY	W	96-81	27-8	18,797	27 - Duncan	12 - Duncan
1/12	DETROIT	L	68-83	27-9	18,797	17 - Duncan/Parker	13 - Duncan
1/14	MEMPHIS	W	80-79	28-9	18,797	20 - Ginobili	13 - Duncan
1/16	@ Memphis	W	93-83	29-9	18,119	28 - Parker	12 - Duncan
1/18	MILWAUKEE	W	95-92	30-9	18,797	27 - Duncan	9 - Duncan
1/20	@ Miami	W	101-94	31-9	20,287	38 - Parker	11 - Duncan
1/22	DENVER	L	85-59	31-10	18,797	17 - Mohammed	13 - Duncan
1/24	CHARLOTTE	W	104-76	32-10	18,797	17 - Udrin	9 - Duncan
1/25	@ NO/OK City	W	84-68	33-10	19,209	17 - Duncan	8 - Bowen
1/28	MINNESOTA	W	102-88	34-10	18,797	28 - Duncan	16 - Duncan
1/30	@ Utah	W	79-70	35-10	19,384	19 - Duncan	9 - Mohammed
<b>FEBRUARY RECORD</b>							
<b>9-2 (HOME: 3-0, ROAD: 6-2)</b>							
2/1	@ Portland	W	86-82	36-10	16,638	22 - Ginobili	17 - Duncan
2/2	@ Golden State	W	89-86	37-10	17,223	23 - Parker	12 - Duncan
2/8	@ Toronto	W	125-118 (OT)	38-10	19,284	32 - Parker	8 - Nesterovic
2/10	@ New Jersey	W	83-73	39-10	19,096	22 - Ginobili	7 - Duncan
2/12	@ Indiana	W	92-88	40-10	18,345	29 - Ginobili	11 - Duncan
2/13	@ Cleveland	L	87-101	40-11	19,486	19 - Duncan	10 - Duncan
2/15	@ Philadelphia	L	100-103 (OT)	40-12	17,335	23 - Parker	20 - Mohammed
2/21	SEATTLE	W	103-78	41-12	18,797	30 - Parker	16 - Duncan
2/24	@ Memphis	W	83-80	42-12	18,119	19 - Duncan	16 - Duncan
2/25	GOLDEN STATE	W	92-75	43-12	18,797	15 - Mohammed	16 - Duncan
2/27	NEW YORK	W	121-93	44-12	18,797	22 - Finley	7 - Duncan
<b>MARCH RECORD</b>							
<b>12-4 (HOME: 6-1, ROAD: 6-3)</b>							
3/2	DALLAS	W	98-89	45-12	18,797	23 - Parker	8 - Bowen
3/4	PORTLAND	W	101-81	46-12	18,797	22 - Duncan	15 - Duncan
3/6	@ L.A. Lakers	W	103-96	47-12	18,997	21 - Finley/Ginobili/Parker	7 - Duncan
3/7	@ L.A. Clippers	L	85-98	47-13	18,409	20 - Parker	7 - Duncan
3/9	@ Phoenix	W	117-93	48-13	18,422	29 - Parker	11 - Mohammed
3/10	L.A. LAKERS	L	92-100	48-14	18,797	16 - Barry/Finley	9 - Finley
3/12	HOUSTON	W	88-81	49-14	18,797	20 - Duncan	10 - Duncan
3/14	NO/OK CITY	W	96-81	50-14	18,797	20 - Parker	8 - Duncan/Mohammed
3/17	PHOENIX	W	108-102	51-14	18,797	30 - Mohammed	16 - Mohammed
3/18	@ Houston	W	92-77	52-14	18,797	23 - Parker	8 - Duncan/Mohammed
3/21	GOLDEN STATE	W	107-96	53-14	18,797	29 - Parker	13 - Duncan
3/22	@ Denver	L	93-104	53-15	17,455	26 - Ginobili	6 - Duncan
3/24	@ Portland	L	98-79	54-15	17,018	23 - Barry	7 - Duncan
3/26	@ Seattle	L	102-106	54-16	16,861	28 - Duncan	10 - Duncan
3/28	@ L.A. Clippers	W	98-87	55-16	17,978	20 - Duncan/Finley	13 - Duncan
3/30	@ L.A. Lakers	W	96-85	56-16	18,997	20 - Duncan	13 - Duncan
<b>APRIL RECORD</b>							
<b>7-3 (HOME: 4-3, ROAD: 3-0)</b>							
4/1	WASHINGTON	W	106-99	57-16	18,997	20 - Duncan	13 - Duncan
4/4	@ Utah	W	95-46	58-16	18,064	26 - Ginobili	13 - Duncan
4/5	SACRAMENTO	L	87-97	58-17	18,997	16 - Parker	9 - Mohammed
4/7	DALLAS	L	86-92	58-18	18,997	22 - Ginobili	9 - Duncan
4/9	MEMPHIS	W	83-81	59-18	18,997	23 - Duncan	12 - Duncan
4/11	SEATTLE	W	104-95	60-18	18,997	27 - Parker	14 - Duncan
4/13	ORLANDO	L	80-89	60-19	18,997	31 - Duncan	12 - Duncan
4/16	@ Minnesota	W	103-90	61-19	15,231	15 - Udrin	8 - Duncan
4/17	UTAH	W	115-82	62-19	18,997	18 - Ginobili	11 - Nesterovic
4/19	@ Houston	W	89-87	63-19	17,613	19 - Barry	6 - Horry/Mohammed

# 2006-07 RECAP



**Brent Barry**

## RECORD

58-24 (31-10 home: 27-14 road)  
Second in Southwest Division

## HONORS

Tim Duncan, All-NBA First Team  
Tim Duncan, All-Defensive First Team  
Tim Duncan, NBA All-Star  
Tony Parker, NBA Finals MVP  
Tony Parker, NBA All-Star  
Bruce Bowen, All-Defensive First Team

## PLAYOFFS

Defeated Denver, First Round, 4-1  
Defeated Phoenix, Western Conference Semifinals, 4-2  
Defeated Utah, Western Conference Finals, 4-1  
Defeated Cleveland, NBA Finals, 4-0

## SPURS LEADERS

Scoring: Tim Duncan 20.0 ppg  
Rebounding: Tim Duncan 10.6 rpg  
Assists: Tony Parker 5.5 apg

Head Coach: Gregg Popovich  
Assistants: P.J. Carlesimo, Mike Budenholzer,  
Don Newman, Brett Brown &  
Chip Engelland

## 2006-07 SEASON NOTES

- The Spurs captured their fourth NBA Championship in a nine-year span sweeping the Cavaliers in the 2007 Finals ... Tony Parker became the first European-born player to earn NBA Finals MVP honors, averaging 24.5 points, 5.0 rebounds and 3.3 assists in 37.8 minutes in the four-game series.
- By winning the 2007 NBA Championship the Spurs became just the fifth franchise to claim four-or-more titles ... the Celtics lead the way with 17 NBA Championships, followed by the Lakers with 14, the Bulls with six and the Sixers with four.
- The Spurs ended the 2006-07 season on a roll, finishing with a 25-6 mark in the final 31 games of the season ... the team enjoyed a 13-game winning streak from 2/13 to 3/13 (matching the third longest winning streak in franchise history).
- Tim Duncan and Michael Finley both joined the NBA's 15,000 point club during the 2006-07 campaign ... Duncan became the 99th player in NBA history to hit the 15,000 point mark at Seattle on 11/26 ... Finley joined the exclusive club at Minnesota on 1/8.
- Tim Duncan was named to both the All-NBA First Team and the All-Defensive First Team ... by earning the honors he extended his NBA record becoming the first player to be named to both an All-NBA Team and an All-Defensive Team in each of his first 10 seasons (David Robinson is second on the list being named to both teams in each of his first seven seasons).

## 2006-07 SPURS FINAL STATISTICS (58-24)

PLAYER	G	GS	MIN	3-POINT						REBOUNDS			SCORING										
				FG	FGA	PCT	FT	FTA	PCT	OFF	DEF	TOT	AST	PF	DQ	STL	TO	BLK	PTS	AVG			
Duncan	80	80	2726	618	1131	.546	1	9	.111	362	568	.637	213	633	846	273	203	0	66	224	190	1599	20.0
Parker	77	77	2499	570	1096	.520	15	38	.395	274	350	.783	34	216	250	420	137	0	82	191	6	1429	18.6
Ginobili	75	36	2060	396	854	.464	128	323	.396	320	372	.860	59	268	327	263	155	0	109	157	27	1240	16.5
Finley	82	16	1823	273	663	.412	104	286	.364	90	98	.918	34	189	223	108	76	0	32	46	16	740	9.0
Barry	75	28	1631	202	425	.475	128	287	.446	103	117	.880	17	143	160	138	88	0	56	61	12	635	8.5
White	6	2	137	18	41	.439	2	7	.286	12	15	.800	3	17	20	5	7	0	3	5	1	50	8.3
Bowen	82	82	2464	189	467	.405	89	232	.384	43	73	.589	23	200	223	117	175	1	62	65	25	510	6.2
Elson	70	41	1332	144	282	.511	0	2	.000	62	80	.775	81	255	336	55	184	0	31	86	59	350	5.0
Bonner	56	0	653	106	237	.447	36	94	.383	27	38	.711	64	92	156	22	67	1	17	25	11	275	4.9
Udrih	73	1	948	127	344	.369	33	115	.287	53	60	.883	11	71	82	122	70	0	27	56	1	340	4.7
Oberto	79	33	1365	158	281	.562	0	0	-	33	51	.647	131	237	368	68	213	2	25	69	24	349	4.4
Horry	68	8	1124	90	251	.359	50	149	.336	38	64	.594	73	156	229	77	105	1	45	44	41	268	3.9
Butler	11	2	103	16	35	.457	0	0	-	9	10	.900	6	16	22	5	16	0	2	10	0	41	3.7
Vaughn	64	4	760	71	167	.425	1	2	.500	49	65	.754	8	60	68	131	74	0	24	40	2	192	3.0
Ely (TOT)	30	0	309	29	80	.363	0	0	-	31	47	.660	15	38	53	18	51	0	6	28	8	89	3.0
Ely (SA)	6	0	65	6	20	.300	0	0	-	7	12	.583	3	11	14	4	12	0	4	5	2	19	3.2
Williams	16	0	88	15	34	.441	8	17	.471	4	7	.571	1	13	14	6	6	0	2	5	0	42	2.6
<b>SPURS</b>	<b>82</b>	<b>19780</b>	<b>2999</b>	<b>6328</b>	<b>.474</b>	<b>5951</b>	<b>1561</b>	<b>.381</b>	<b>1486</b>	<b>1980</b>	<b>.751</b>	<b>761</b>	<b>2577</b>	<b>3338</b>	<b>1814</b>	<b>1588</b>	<b>5</b>	<b>587</b>	<b>1137</b>	<b>417</b>	<b>8079</b>	<b>98.5</b>	
<b>OPPONENTS</b>	<b>82</b>	<b>19780</b>	<b>2860</b>	<b>6463</b>	<b>.443</b>	<b>3681</b>	<b>1101</b>	<b>.334</b>	<b>1300</b>	<b>1756</b>	<b>.740</b>	<b>829</b>	<b>2379</b>	<b>3208</b>	<b>1416</b>	<b>1739</b>	<b>12</b>	<b>580</b>	<b>1176</b>	<b>337</b>	<b>7388</b>	<b>90.1</b>	




# 2006-07 GAME-BY-GAME

## 58-24 (SECOND IN SOUTHWEST DIVISION)

DATE	OPPONENT	W-L	SCORE	REC.	ATT.	HI-SCORER	HI-REBOUNDER
<b>NOVEMBER RECORD</b>							
<b>11-5 (HOME: 4-3, ROAD: 7-2)</b>							
11/2	@ Dallas	W	97-91	1-0	20,416	19 - Parker	10 - Duncan
11/3	CLEVELAND	L	81-88	1-1	18,797	25 - Duncan	12 - Duncan
11/5	@ Toronto	W	103-94	2-1	18,098	26 - Duncan	9 - Oberto
11/6	@ New York	W	105-93	3-1	18,333	24 - Parker	8 - Duncan
11/8	PHOENIX	W	111-106 (OT)	4-1	18,797	29 - Parker	14 - Duncan
11/11	NEW YORK	W	100-92	5-1	18,797	33 - Parker	16 - Duncan
11/14	@ Houston	W	92-84	6-1	18,289	19 - Duncan/Ginobili	15 - Duncan
11/15	CHARLOTTE	L	92-95 (OT)	6-2	18,797	25 - Parker	13 - Duncan
11/17	CHICAGO	W	100-83	7-2	18,797	21 - Duncan	11 - Duncan
11/19	@ Sacramento	W	108-99	8-2	17,317	35 - Duncan	14 - Duncan
11/20	@ Portland	W	97-98	9-2	14,163	25 - Duncan/Ginobili	6 - Duncan
11/22	MIAMI	W	106-86	10-2	18,797	19 - Duncan	6 - Duncan/Barry
11/24	DALLAS	L	92-95	10-3	18,797	29 - Duncan	11 - Oberto
11/26	@ Seattle	W	98-78	11-3	15,483	20 - Parker	16 - Duncan
11/27	@ Golden State	L	102-111	11-4	17,078	28 - Parker	16 - Duncan
11/29	@ Utah	L	75-83	11-5	19,089	21 - Duncan	10 - Duncan
<b>DECEMBER RECORD</b>							
<b>12-3 (HOME: 8-2, ROAD: 4-1)</b>							
12/2	SACRAMENTO	W	100-98	12-5	18,797	23 - Bowen	11 - Duncan
12/4	GOLDEN STATE	W	129-89	13-5	18,797	18 - Barry	9 - Elson
12/6	@ Charlotte	W	96-76	14-5	14,066	25 - Duncan	6 - Elson/Finley
12/8	L.A. CLIPPERS	W	111-82	15-5	18,797	22 - Ginobili	10 - Duncan
12/10	@ L.A. Lakers	L	99-106	15-6	18,997	23 - Ginobili	13 - Duncan
12/11	@ L.A. Clippers	W	103-81	16-6	18,147	24 - Barry	5 - Duncan/Udrih
12/13	MINNESOTA	W	17-6	17-6	18,362	24 - Ginobili	9 - Elson
12/14	@ NO/Okla. City	W	103-77	18-6	15,140	24 - Ginobili	9 - Duncan
12/16	PHILADELPHIA	W	103-98	19-6	18,797	24 - Parker	9 - Duncan/Ginobili
12/20	MEMPHIS	W	105-98	20-6	18,797	21 - Duncan	9 - Duncan
12/22	HOUSTON	L	78-97	20-7	18,797	23 - Ginobili	11 - Duncan
12/23	@ NO/Okla. City	W	112-77	21-7	19,164	19 - Parker	5 - Parker
12/26	MILWAUKEE	L	107-114	21-8	18,797	25 - Duncan	12 - Duncan
12/28	UTAH	W	106-83	22-8	18,797	22 - Parker	9 - Duncan
12/31	ATLANTA	W	95-81	23-8	18,797	27 - Parker	11 - Duncan/Bonner
<b>JANUARY RECORD:</b>							
<b>9-7 (HOME: 4-3, ROAD: 5-4)</b>							
1/2	@ Cleveland	L	78-82	23-9	20,214	26 - Parker	15 - Duncan
1/3	@ Minnesota	L	101-103 (OT)	23-10	14,185	26 - Ginobili	13 - Duncan
1/5	DALLAS	L	85-90	23-11	18,797	25 - Ginobili	7 - Duncan
1/7	@ Memphis	W	110-96	24-11	15,227	34 - Ginobili	10 - Duncan
1/9	PORTLAND	W	98-84	25-11	18,240	16 - Duncan	9 - Duncan
1/10	@ Denver	W	92-83	26-11	16,486	26 - Parker	13 - Duncan
1/13	WASHINGTON	W	93-80	27-11	18,797	19 - Ginobili	11 - Duncan
1/15	@ Chicago	L	87-99	27-12	22,218	22 - Ginobili	16 - Duncan
1/17	L.A. LAKERS	L	96-100	27-13	18,797	26 - Duncan	9 - Duncan
1/19	NO/OKLA. CITY	W	99-86	28-13	17,153	23 - Parker	16 - Duncan
1/21	@ Philadelphia	W	99-85	29-13	14,883	23 - Barry	15 - Duncan
1/22	@ Boston	W	93-99	30-13	15,928	21 - Duncan	9 - Duncan
1/24	HOUSTON	L	85-90	30-14	18,288	37 - Duncan	10 - Duncan
1/26	MEMPHIS	W	112-96	31-14	18,332	26 - Duncan	13 - Duncan
1/28	@ L.A. Lakers	W	96-94 (OT)	32-14	18,997	21 - Duncan/Ginobili	14 - Duncan
1/31	@ Utah	L	93-97	32-15	19,911	27 - Parker	12 - Duncan
<b>FEBRUARY RECORD</b>							
<b>7-3 (HOME: 3-0, ROAD: 4-3)</b>							
2/1	@ Phoenix	L	87-103	32-16	18,422	32 - Ginobili	18 - Duncan
2/7	@ Washington	W	110-83	33-16	20,173	20 - Duncan/Parker	8 - Elson
2/9	@ Orlando	L	104-106	33-17	17,451	24 - Duncan	16 - Duncan
2/11	@ Miami	L	85-100	33-18	20,210	26 - Ginobili	11 - Duncan
2/13	@ New Jersey	W	107-82	34-18	14,936	21 - Duncan	8 - Duncan
2/14	@ Detroit	W	90-81	35-18	22,076	23 - Duncan	18 - Elson
2/20	DENVER	W	95-80	36-18	18,586	17 - Parker	8 - Elson
2/21	@ Atlanta	W	103-96	37-18	15,565	40 - Ginobili	9 - Duncan
2/24	SEATTLE	W	102-71	38-18	18,797	21 - Parker	15 - Duncan
2/26	TORONTO	W	107-91	39-18	18,563	27 - Parker	16 - Duncan
<b>MARCH RECORD</b>							
<b>13-2 (HOME: 7-1, ROAD: 6-1)</b>							
3/2	ORLANDO	W	98-74	40-18	18,797	31 - Ginobili	10 - Duncan
3/3	@ Houston	W	97-74	41-18	18,364	26 - Duncan	8 - Elson
3/5	@ L.A. Clippers	W	88-74	42-18	18,655	16 - Ginobili	12 - Duncan
3/6	@ Portland	W	99-94	43-18	15,911	24 - Duncan	8 - Duncan
3/8	@ Sacramento	W	100-93	44-18	17,317	31 - Ginobili	13 - Duncan
3/10	NEW JERSEY	W	93-77	45-18	18,797	19 - Parker	13 - Duncan
3/13	L.A. CLIPPERS	W	93-84	46-18	18,797	25 - Parker	9 - Duncan
3/15	@ Milwaukee	L	90-101	46-19	13,917	20 - Barry	13 - Duncan
3/17	BOSTON	L	85-91	46-20	18,797	30 - Parker	16 - Duncan
3/21	INDIANA	W	90-72	47-20	18,580	27 - Duncan	9 - Bonner
3/23	DETROIT	W	98-89	48-20	18,797	22 - Parker	14 - Duncan
3/25	@ Seattle	W	120-79	49-20	16,409	19 - Ginobili	10 - Duncan
3/26	@ Golden State	W	126-89	50-20	18,207	20 - Duncan/Finley/Parker	9 - Elson
3/28	NO/OKLA. CITY	W	92-88	51-20	18,334	31 - Duncan	9 - Bowen
3/30	UTAH	W	102-93	52-20	18,797	25 - Ginobili	14 - Duncan
<b>APRIL RECORD</b>							
<b>6-4 (HOME: 5-1, ROAD: 1-3)</b>							
4/1	@ Indiana	L	99-100	52-21	13,447	22 - Parker	12 - Duncan
4/3	SEATTLE	W	110-91	53-21	18,583	18 - Bowen	10 - Oberto
4/5	PHOENIX	W	92-85	54-21	18,797	35 - Parker	10 - Duncan/Elson/Finley
4/7	GOLDEN STATE	W	112-99	55-21	18,797	28 - Duncan	15 - Duncan
4/9	PORTLAND	W	112-96	56-21	17,852	30 - Parker	5 - Oberto/Parker/Bonner
4/11	SACRAMENTO	W	109-100	57-21	18,797	26 - Duncan	13 - Duncan
4/13	@ Minnesota	W	110-91	58-21	19,356	21 - Ginobili	10 - Duncan
4/15	@ Dallas	L	86-91	58-22	20,444	23 - Parker	7 - Duncan/Elson
4/16	@ Memphis	L	91-101	58-23	13,345	17 - Finley/White	10 - Bonner/Butler
4/18	DENVER	L	77-100	58-24	18,797	13 - Udrih	9 - Butler

# 2007-08 RECAP



**Kurt Thomas**

## RECORD

56-26 (34-7 home: 22-19 road)  
Second in Southwest Division

## HONORS

Tim Duncan, All-NBA Second Team  
Tim Duncan, All-Defensive First Team  
Tim Duncan, NBA All-Star  
Manu Ginobili, All-NBA Third Team  
Manu Ginobili, NBA Sixth Man of the Year  
Tony Parker, NBA All-Star  
Bruce Bowen, All-Defensive First Team

## PLAYOFFS

Defeated Phoenix, First Round, 4-1  
Defeated New Orleans, Western Conference  
Semifinals, 4-3  
Lost to L.A. Lakers, Western Conference  
Finals, 4-1

## SPURS LEADERS

Scoring: Manu Ginobili 19.5 ppg  
Rebounding: Tim Duncan 11.3 rpg  
Assists: Tony Parker 6.0 app

Head Coach: Gregg Popovich  
Assistants: Mike Budenholzer, Don Newman,  
Brett Brown, Chip Engelland,  
Chad Forcier

## 2007-08 SEASON NOTES

- The Spurs celebrated their rich history during the 2007-08 season as the team played its 35th season in San Antonio ... the Spurs played their first ABA regular season game against the San Diego Conquistadors at the HemisFair Arena on 10/10/73 ... after spending their first three years in the ABA the Spurs joined the NBA in the summer of 1976 when the two leagues merged ... during their 32 NBA seasons the Spurs have made winning a habit posting the second-highest overall winning percentage in NBA history.
- Bruce Bowen hit a milestone on 3/12/08 at New Orleans, playing and starting in his 500th consecutive game ... the streak ended when Bowen missed the 3/14 contest at Detroit due to an NBA suspension ... Bowen is by far the Silver and Black's franchise leader for consecutive games played and started ... his streak lasted for seven seasons and the Spurs have won three NBA championships since his first missed game on 2/26/02 vs. Phoenix.
- Bruce Bowen and Tim Duncan were both selected to the 2008 NBA All-Defensive First Team ... it marked the third time that both Bowen and Duncan were named to the All-Defensive First Team (2005, 2007 and 2008) ... since the All-Defensive Teams were introduced in 1968-69 they are just the fourth set of teammates to be named to three-or-more first teams in the same season.
- With a 99-84 victory vs. Minnesota on 3/28/08 the Spurs hit the 50 win mark for the ninth straight season ... the Spurs joined the Lakers and the Celtics as the only teams in NBA history to accomplish the feat of winning 50-plus games in nine-or-more consecutive seasons.
- Manu Ginobili became the first Spurs player to win the NBA's Sixth Man of the Year award ... a sixth man in 51-of-74 games played this season, Ginobili led the Spurs in scoring with a career-high average of 19.5 points to go along with 4.8 rebounds, 4.5 assists and 1.47 steals ... he was also the only player in the NBA to average at least 17 points in under 32.0 minutes per game ... Ginobili is first Sixth Man Award winner to lead his team in scoring since Ricky Pierce averaged 23.0 points for the Milwaukee Bucks during the 1989-90 season.

## 2007-08 SPURS FINAL STATISTICS (56-26)


PLAYER	G	GS	MIN	3-POINT			REBOUNDS			SCORING														
				FG	FGA	PCT	FT	FTA	PCT	OFF	DEF	TOT	AST	PF	DQ	STL	TO	BLK	PTS	AVG				
Ginobili	74	23	2292	453	984	.460	156	389	.401	380	442	860	63	291	354	332	173	0	109	200	33	1442	19.5	
Duncan	78	78	2651	585	1178	.497	0	4	0.000	338	463	.730	237	644	881	218	185	1	56	178	152	1508	19.8	
Parker	69	68	2312	515	1043	.494	17	66	.258	248	347	.715	30	191	221	411	93	0	55	164	8	1295	18.3	
Finley	82	61	2204	315	761	.414	132	357	.370	64	80	.800	27	227	254	114	93	0	29	56	10	826	10.1	
Barry	31	1	554	77	160	.481	48	112	.429	19	20	.950	12	43	55	54	43	0	17	18	3	221	7.1	
Thomas (TOT)	70	48	1584	195	396	.492	0	1	0.000	53	80	.663	130	377	507	67	188	2	56	46	57	443	6.3	
Thomas (SA)	28	9	524	56	125	.448	0	1	0.000	14	24	.583	36	102	138	14	57	0	21	18	14	126	4.5	
Bowen	81	81	2448	174	428	.407	90	215	.419	45	69	.652	33	201	234	91	177	0	54	46	22	483	6.0	
Udoka	73	0	1316	159	375	.424	61	165	.370	44	58	.759	36	192	228	63	127	1	56	58	17	423	5.8	
Stoudamire (TOT)	60	33	1037	120	337	.356	50	149	.336	27	34	.794	20	98	118	165	76	0	30	80	2	317	5.3	
Stoudamire (SA)	31	4	413	43	143	.301	14	55	.255	6	8	.750	6	41	47	53	30	0	11	30	2	106	3.4	
Oberto	82	64	1651	180	296	.608	0	1	0.000	37	61	.607	153	277	430	95	203	3	37	51	20	397	4.8	
Bonner	68	3	853	121	291	.416	46	137	.336	38	44	.864	53	139	192	32	111	0	14	39	17	326	4.8	
Vaughn	74	9	1139	121	283	.428	3	10	.300	61	80	.763	13	61	74	159	97	0	23	54	1	306	4.1	
Elson	41	3	534	62	148	.419	0	0	---	20	24	.833	33	102	135	16	62	0	9	30	14	144	3.5	
Mahinmi	6	0	23	6	12	.500	0	0	---	9	9	1.000	0	5	5	1	4	0	0	2	4	21	3.5	
Johnson	5	0	28	7	14	.500	3	9	.333	0	2	0.000	0	1	1	1	4	0	1	0	0	17	3.4	
Washington	18	0	146	21	48	.438	4	12	.333	7	13	.538	4	16	20	15	16	0	5	14	0	53	2.9	
Horry	45	5	583	38	119	.319	18	70	.257	18	28	.643	35	74	109	47	55	0	21	22	19	112	2.5	
Richardson	5	1	29	3	7	.429	2	5	400	2	2	1.000	0	1	1	1	5	0	1	0	0	10	2.0	
Langford	2	0	10	1	4	.250	0	0	---	0	0	---	0	2	2	0	1	0	0	0	0	2	1.0	
Jones	3	0	20	1	4	.250	0	2	0.000	0	0	---	0	2	2	1	1	0	2	1	0	2	0.7	
Williams	1	0	2	0	1	0.000	0	0	---	0	0	---	0	0	0	0	0	0	0	0	1	0	0.0	
<b>SPURS</b>	<b>82</b>	<b>-19730</b>	<b>2938 6424</b>	<b>.457</b>	<b>5941610</b>	<b>.369</b>	<b>1350 1774</b>	<b>.761</b>					<b>771 26123383</b>	<b>1718 1537</b>	<b>5 521 1035 337</b>	<b>7820 95.4</b>								
<b>OPPONENTS</b>	<b>82</b>	<b>-19730</b>	<b>2857 6431</b>	<b>.444</b>	<b>4201227</b>	<b>.342</b>	<b>1293 1710</b>	<b>.756</b>					<b>776 25273303</b>	<b>1490 1625</b>	<b>9 566 1058 361</b>	<b>7427 90.6</b>								

# 2007-08 GAME-BY-GAME

## 56-26 (SECOND IN SOUTHWEST DIVISION)

DATE	OPPONENT	W-L	SCORE	REC.	ATT.	HI-SCORER	HI-REBOUNDER
<b>OCTOBER RECORD: 2-0 (HOME: 1-0, ROAD: 1-0)</b>							
10-30	PORTLAND	W	106-97	1-0	18,797	24-Duncan	13-Duncan
10-31	@Memphis	W	104-101	2-0	17,538	30-Ginobili	11-Elson
<b>NOVEMBER RECORD: 12-3 (HOME: 8-0, ROAD: 4-3)</b>							
11-2	SACRAMENTO	W	96-80	3-0	17,072	15-Duncan/Parker	10-Duncan/Oberto
11-6	@Houston	L	81-89	3-1	18,280	23-Ginobili	10-Duncan
11-7	MIAM	W	88-78	4-1	17,503	25-Ginobili	14-Elson
11-9	@New Orleans	W	91-85	5-1	15,297	27-Parker	10-Duncan
11-11	MILWAUKEE	W	113-88	6-1	17,670	21-Ginobili	10-Duncan
11-13	LOS ANGELES	W	107-92	7-1	18,797	26-Parker	6-Elson/Oberto
11-15	@Dallas	L	92-105	7-2	20,468	25-Ginobili	9-Ginobili
11-16	HOUSTON	W	90-84	8-2	18,797	25-Duncan	13-Duncan
11-20	@Atlanta	W	95-83	9-2	17,025	31-Parker	10-Oberto
11-21	ORLANDO	W	128-110	10-2	18,797	32-Parker	9-Oberto
11-23	MEMPHIS	W	101-88	11-2	18,797	28-Duncan	9-Elson/Duncan
11-25	@Seattle	W	116-101	12-2	14,186	26-Duncan	9-Oberto
11-26	@Sacramento	L	99-112	12-3	15,587	15-Duncan	7-Parker
11-28	WASHINGTON	W	109-94	13-3	18,386	29-Parker	8-Parker
11-30	@Minnesota	W	106-91	14-3	16,297	31-Ginobili	14-Duncan
<b>DECEMBER RECORD: 7-5 (HOME: 7-2, ROAD: 0-3)</b>							
12-2	PORTLAND	W	100-70	15-3	18,797	27-Parker	9-Oberto
12-5	DALLAS	W	97-95	16-3	18,797	37-Ginobili	8-Bowen/Finley
12-7	UTAH	W	104-98	17-3	18,797	37-Ginobili	11-Oberto
12-11	@Golden State	L	84-96	17-4	19,827	25-Bonner	17-Bonner
12-13	@L.A. Lakers	L	97-102	17-5	18,997	22-Bowen	16-Oberto
12-15	DENVER	W	102-91	18-5	18,797	21- Finley/Oberto	13-Oberto
12-17	PHOENIX	L	95-100	18-6	18,797	36-Duncan	17-Duncan
12-19	@Memphis	L	85-88	18-7	13,260	20-Ginobili	14-Duncan
12-22	L.A. CLIPPERS	W	99-90	19-7	18,797	34-Duncan	18-Duncan
12-26	CHICAGO	W	94-79	20-7	17,597	28-Parker	17-Duncan
12-28	TORONTO	L	73-83	20-8	18,797	20-Finley	12-Duncan
12-30	MEMPHIS	W	111-87	21-8	18,797	24-Duncan/Parker	17-Duncan
<b>JANUARY RECORD: 8-8 (HOME: 4-3, ROAD: 4-5)</b>							
1-3	@Denver	L	77-80	21-9	19,155	20-Duncan/Parker	14-Duncan
1-4	NEW YORK	W	97-93	22-9	18,797	15-Bowen	9-Duncan
1-6	@L.A. Clippers	W	88-82	23-9	16,623	26-Parker	17-Duncan
1-7	@Golden State	L	121-130(OT)	23-10	19,107	32-Duncan	13-Duncan
1-10	DETROIT	L	80-90	23-11	18,797	24-Duncan	15-Duncan
1-12	MINNESOTA	W	105-88	24-11	18,797	22-Ginobili	9-Duncan
1-14	PHILADELPHIA	W	89-82	25-11	17,609	20-Ginobili	16-Duncan
1-17	CLEVELAND	L	89-92	25-12	18,482	31-Ginobili	11-Duncan
1-19	@Houston	L	81-83	25-13	18,353	24-Duncan	17-Duncan
1-21	@Charlotte	W	95-86	26-13	17,124	19-Duncan	10-Duncan
1-23	L.A. LAKERS	W	103-91	27-13	18,797	28-Duncan	17-Duncan
1-24	@Miami	W	90-89	28-13	19,600	30-Duncan	11-Duncan/Ginobili
1-26	NEW ORLEANS	L	78-102	28-14	18,797	17-Duncan/Parker	8-Duncan
1-28	@Utah	L	91-97	28-15	19,911	29-Ginobili	11-Duncan
1-29	@Seattle	L	85-88	28-16	13,295	29-Ginobili	12-Duncan
1-31	@Phoenix	W	84-81	29-16	18,422	19-Ginobili	17-Duncan
<b>FEBRUARY RECORD: 10-1 (HOME: 4-0, ROAD: 6-1)</b>							
2/5	@Indiana	W	116-89	30-16	11,288	19-Duncan	15-Duncan
2/6	@Washington	W	85-77	31-16	20,173	23-Duncan	11-Oberto
2/8	@New York	W	99-93(OT)	32-16	19,763	21-Duncan	14-Duncan
2/10	@Boston	L	90-98	32-17	18,624	22-Duncan	14-Duncan
2/11	@Toronto	W	93-88	33-17	19,800	24-Ginobili	10-Ginobili
2/13	@Cleveland	W	112-105	34-17	20,562	46-Ginobili	15-Ginobili
2/19	CHARLOTTE	W	85-65	35-17	18,383	18-Ginobili	15-Duncan
2/21	@Minnesota	W	100-99	36-17	13,920	44-Ginobili	14-Duncan
2/23	NEW ORLEANS	W	98-89	37-17	18,797	30-Ginobili	11-Duncan
2/25	ATLANTA	W	89-74	38-17	18,113	23-Duncan	10-Duncan
2/28	DALLAS	W	97-94	39-17	18,797	31-Duncan	15-Duncan
<b>MARCH RECORD: 12-6 (HOME: 7-1, ROAD: 5-5)</b>							
3/1	@Milwaukee	W	96-94	40-17	16,974	30-Ginobili	8-Oberto
3/2	@New Jersey	W	93-83	41-17	18,594	25-Parker	14-Duncan
3/4	NEW JERSEY	W	81-70	42-17	17,486	29-Duncan	12-Duncan
3/6	INDIANA	W	108-97	43-17	17,738	28-Ginobili	12-Duncan
3/7	@Denver	L	96-109	43-18	19,821	24-Ginobili	9-Duncan
3/9	@Phoenix	L	87-94	43-19	18,422	22-Ginobili	10-Duncan
3/10	DENVER	W	107-103	44-19	18,797	23-Duncan	18-Duncan
3/12	@New Orleans	L	75-100	44-20	16,319	24-Duncan/Parker	11-Duncan
3/14	@Detroit	L	80-84	44-21	22,076	26-Parker	10-Duncan
3/15	@Philadelphia	L	96-103	44-22	19,942	27-Parker	7-Ginobili
3/17	BOSTON	L	91-93	44-23	18,797	32-Ginobili	8-Duncan
3/20	@Chicago	W	102-80	45-23	22,353	23-Parker	10-Duncan
3/21	SACRAMENTO	W	102-89	46-23	18,797	21-Duncan	13-Duncan
3/23	@Dallas	W	88-81	47-23	20,411	26-Ginobili	13-Duncan
3/25	@Orlando	W	107-97	48-23	17,519	28-Ginobili	15-Duncan
3/26	L.A. CLIPPERS	W	97-88	49-23	18,797	26-Duncan	12-Duncan
3/28	MINNESOTA	W	99-84	50-23	18,787	26-Ginobili	14-Duncan
3/30	HOUSTON	W	109-88	51-23	18,797	22-Finley/Parker	7-Thomas
<b>APRIL RECORD: 5-3 (HOME: 3-1, ROAD: 2-2)</b>							
4/1	GOLDEN STATE	W	116-92	52-23	18,797	26-Parker	12-Duncan
4/4	@Utah	L	64-90	52-24	19,911	17-Parker	10-Duncan
4/6	@Portland	W	72-65	53-24	19,980	27-Duncan	13-Thomas
4/9	PHOENIX	L	79-96	53-25	18,797	23-Duncan	10-Duncan
4/11	SEATTLE	W	95-74	54-25	18,797	20-Parker	10-Oberto/Bonner
4/13	@L.A. Lakers	L	85-106	54-26	18,997	20-Parker	12-Duncan
4/14	@Sacramento	W	101-98	55-26	15,334	32-Parker	8-Oberto
4/16	UTAH	W	109-80	56-26	18,797	24-Parker	11-Duncan

# 2008-09 RECAP



Roger Mason Jr.

## RECORD

54-28 (28-13 home: 26-15 road)  
First in Southwest Division

## HONORS

Tim Duncan, All-NBA Second Team  
Tim Duncan, All-Defensive Second Team  
Tim Duncan, NBA All-Star  
Tony Parker, All-NBA Third Team  
Tony Parker, NBA All-Star

## PLAYOFFS

Lost to Dallas, First Round, 4-1

## SPURS LEADERS

Scoring: Tony Parker 22.0 ppg  
Rebounding: Tim Duncan 10.7 rpg  
Assists: Tony Parker 6.9 apg

Head Coach: Gregg Popovich  
Assistants: Mike Budenholzer, Don Newman,  
Brett Brown, Chip Engelland,  
Chad Forcier

## 2008-09 SEASON NOTES

- With a 99-89 victory at Oklahoma City on 4/7/09, the Spurs became just the third team in NBA history to record 50-plus wins in 10 straight seasons ... Boston and the Los Angeles Lakers are the only other franchises to record such a streak.
- On 3/16/09 at Oklahoma City, Gregg Popovich became just the 24th head coach in NBA history to have coached in 1,000 games ... he is the third winningest coach at the 1,000 game mark after only Phil Jackson and Pat Riley.
- Tony Parker became the first player in Spurs history to record back-to-back 30+ points and 10+ assists games when he did it in back-to-back games vs. Golden State and at Atlanta ... he recorded 30 points and 10 assists vs. Golden State on 3/24 and posted 42 points and 10 assists at Atlanta on 3/25.
- Tony Parker finished with 55 points at Minnesota on 11/5/08 adding his name to the Spurs record books ... Parker tied George Gervin for third place among all-time single game scoring totals while surpassing Terry Cummings (52) and Larry Kenon (51) ... he became just the sixth Spur to score 50-or-more in a game ... it was the first 50-plus point game for the Silver and Black since Tim Duncan had 53 points on 12/26/01 at home vs. Dallas.
- Tim Duncan was named to the All-NBA Second Team and the All-Defensive Second Team ... he became the only player in NBA history to earn both All-NBA and All-Defensive honors in each of his first 12 seasons.


## 2008-09 SPURS FINAL STATISTICS (54-28)

PLAYER	G			3-POINT			REBOUNDS			SCORING													
	G	GS	MIN	FG	FGA	PCT	FG	FGA	PCT	FT	FTA	PCT	OFF	DEF	TOT	AST	PF	DQ	STL	TO	BLK	PTS	AVG
Parker	72	71	2456	639	1263	.506	19	65	.292	284	363	.782	27	196	223	496	110	0	67	186	4	1581	22.0
Duncan	75	75	2523	558	1107	.504	0	2	.000	334	483	.692	201	599	800	264	173	2	38	165	126	1450	19.3
Ginobili	44	7	1181	223	491	.454	69	209	.330	168	190	.884	24	174	198	157	90	0	64	88	16	683	15.5
Gooden (TOT)	51	28	1264	237	506	.468	0	4	.000	131	156	.840	113	249	362	48	144	2	30	76	18	605	11.9
Gooden (SA)	19	1	320	71	145	.490	0	1	.000	45	57	.789	28	55	83	3	39	0	4	16	4	187	9.8
Mason	82	71	2496	349	822	.425	166	394	.421	105	118	.890	16	235	251	173	160	0	40	100	12	969	11.8
Finley	81	77	2336	301	689	.437	131	319	.411	51	62	.823	26	244	270	114	82	0	37	61	17	784	9.7
Bonner	81	67	1928	266	536	.496	118	268	.440	17	23	.739	97	289	386	82	190	1	47	37	26	667	8.2
Hill	77	7	1270	150	372	.403	24	73	.329	114	146	.781	30	128	158	136	150	0	45	74	21	438	5.7
Mensah-Bonsu	3	0	20	5	7	.714	0	0	—	5	7	.714	5	5	10	0	6	0	1	2	1	15	5.0
Thomas	79	10	1404	153	304	.503	0	2	.000	37	45	.822	134	271	405	66	170	0	34	42	58	343	4.3
Farmer	3	0	54	4	14	.286	3	12	.250	2	2	1.000	0	6	6	2	6	0	0	4	0	13	4.3
Udoka	67	3	1035	110	287	.383	41	125	.328	28	46	.609	28	159	187	54	86	0	36	38	12	289	4.3
Hairston	15	0	155	24	49	.490	0	1	.000	2	7	.286	11	17	28	13	19	0	6	12	7	50	3.3
Croshere (TOT)	14	0	100	14	39	.359	5	15	.333	7	12	.583	11	23	34	9	5	0	1	6	1	40	2.9
Croshere (SA)	3	0	23	2	9	.222	0	4	.000	0	1	.000	4	6	10	3	1	0	0	2	0	4	1.3
Tolliver	19	0	208	19	65	.292	9	41	.220	5	10	.500	12	29	41	17	16	0	5	7	1	52	2.7
Bowen	80	10	1508	79	187	.422	42	98	.429	14	26	.538	16	129	145	40	123	1	36	25	13	214	2.7
Ahearn	3	0	19	2	6	.333	2	4	.500	2	2	1.000	0	1	1	2	3	0	1	1	0	8	2.7
Oberto	54	11	677	61	104	.587	0	1	.000	20	35	.571	65	77	142	59	95	1	7	38	11	142	2.6
Vaughn	30	0	292	24	75	.320	1	11	.000	16	18	.889	4	18	22	55	26	0	6	15	0	65	2.2
Williams	2	0	3	2	2	1.000	0	0	—	0	0	—	0	0	0	0	1	0	0	0	0	4	2.0
<b>SPURS</b>	<b>82</b>	<b>-19905</b>	<b>3042</b>	<b>6534</b>	<b>.466</b>	<b>6251</b>	<b>1620</b>	<b>386</b>	<b>1249</b>	<b>1641</b>	<b>.761</b>	<b>728</b>	<b>2638</b>	<b>3366</b>	<b>1736</b>	<b>1546</b>	<b>5</b>	<b>474</b>	<b>913</b>	<b>329</b>	<b>7958</b>	<b>97.0</b>	
<b>OPPONENTS</b>	<b>82</b>	<b>-19905</b>	<b>2973</b>	<b>6568</b>	<b>.453</b>	<b>4471</b>	<b>1180</b>	<b>379</b>	<b>1257</b>	<b>1635</b>	<b>.769</b>	<b>745</b>	<b>2570</b>	<b>3315</b>	<b>1481</b>	<b>1511</b>	<b>8</b>	<b>531</b>	<b>961</b>	<b>352</b>	<b>7650</b>	<b>93.3</b>	

## 54-28 (FIRST IN SOUTHWEST DIVISION)

DATE	OPPONENT	W-L	SCORE	REC.	ATT.	HI-SCORER	HI-REBOUNDER
<b>OCTOBER RECORD: 0-2 (HOME: 0-1, ROAD: 0-1)</b>							
10/29	PHOENIX	L	96-103	0-1	18,797	32-Parker/Duncan	7-Thomas/Bonner
10/31	@ Portland	L	99-100	0-2	20,516	27-Duncan	10-Duncan
<b>NOVEMBER RECORD: 9-5 (HOME: 5-3, ROAD: 4-2)</b>							
11/4	DALLAS	L	81-98	0-3	17,398	22-Parker	15-Duncan
11/5	@ Minnesota	W	129-125(2OT)	1-3	11,112	55-Parker	16-Duncan
11/7	MIAMI	L	83-99	1-4	17,387	22-Duncan	11-Duncan
11/11	NEW YORK	W	92-80	2-4	16,569	23-Duncan	9-Duncan/Oberto
11/12	@ Milwaukee	L	78-82	2-5	14,036	24-Duncan	6-Tolliver
11/14	HOUSTON	W	77-75	3-5	18,797	22-Duncan	9-Mason
11/16	@ Sacramento	W	90-88	4-5	11,699	21-Finley	10-Duncan
11/17	@ L.A. Clippers	W	86-83	5-5	14,962	21-Mason	15-Duncan
11/19	DENVER	L	81-91	5-6	16,559	20-Hill	11-Duncan
11/21	UTAH	W	119-94	6-6	17,354	29-Mason	7-Duncan
11/24	@ Memphis	W	94-81	7-6	12,053	20-Hill	11-Duncan
11/26	CHICAGO	W	98-88	8-6	17,837	21-Duncan	11-Hill
11/28	MEMPHIS	W	100-98	9-6	17,074	20-Mason	12-Duncan
11/29	@ Houston	L	84-103	9-7	18,282	17-Duncan/Bonner	9-Duncan
<b>DECEMBER RECORD: 11-4 (HOME: 7-2, ROAD: 4-2)</b>							
12/2	DETROIT	L	77-89	9-8	17,582	23-Duncan	13-Duncan
12/4	@ Denver	W	108-91	10-8	15,866	22-Parker	12-Duncan
12/6	GOLDEN STATE	W	122-88	11-8	17,740	20-Duncan	13-Duncan
12/9	@ Dallas	W	133-123(2OT)	12-8	18,837	32-Duncan	11-Duncan
12/10	ATLANTA	W	95-89	13-8	18,161	27-Ginobili	13-Bonner
12/12	@ Minnesota	W	98-86	14-8	15,366	17-Duncan/Parker	13-Duncan
12/14	OKLAHOMA CITY	W	109-104	15-8	17,419	22-Parker	12-Duncan
12/17	@ New Orleans	L	83-90	15-9	15,593	20-Duncan	11-Duncan
12/18	@ Orlando	L	78-90	15-10	17,461	19-Duncan	9-Duncan
12/20	TORONTO	W	107-97	16-10	17,227	24-Parker	12-Thomas
12/22	SACRAMENTO	W	101-85	17-10	18,372	18-Parker	7-Thomas
12/23	MINNESOTA	W	99-83	18-10	17,996	36-Parker	12-Duncan
12/25	@ Phoenix	W	91-90	19-10	18,422	27-Parker	17-Duncan
12/27	MEMPHIS	W	106-103 (2OT)	20-10	18,797	32-Parker	6-Finley/Bowen
12/30	MILWAUKEE	L	98-100	20-11	18,797	23-Duncan	6-Duncan
<b>JANUARY RECORD: 12-3 (HOME: 6-1, ROAD: 6-2)</b>							
1/2	@ Memphis	W	91-80	21-11	12,597	20-Duncan	10-Duncan
1/3	PHILADELPHIA	W	108-106	22-11	18,797	26-Duncan	12-Duncan
1/5	@ Miami	W	91-84	23-11	19,600	19-Duncan	9-Duncan
1/8	L.A. CLIPPERS	W	106-84	24-11	17,873	19-Duncan	9-Thomas
1/11	ORLANDO	L	98-105	24-12	18,216	31-Parker	10-Duncan
1/14	L.A. LAKERS	W	112-111	25-12	18,797	27-Ginobili	19-Duncan
1/16	@ Philadelphia	L	87-109	25-13	18,739	20-Duncan	12-Duncan
1/17	@ Chicago	W	92-87	26-13	22,100	21-Ginobili	14-Duncan
1/19	@ Charlotte	W	86-84	27-13	16,160	17-Duncan	11-Duncan
1/20	INDIANA	W	99-81	28-13	18,181	27-Duncan	10-Duncan
1/23	NEW JERSEY	W	94-91	29-13	18,797	30-Duncan	15-Duncan
1/25	@ L.A. Lakers	L	85-99	29-14	18,997	19-Parker	8-Duncan/Ginobili
1/27	@ Utah	W	106-100	30-14	19,911	24-Duncan/Parker	9-Duncan/Ginobili
1/29	@ Phoenix	W	114-104	31-14	18,422	30-Ginobili	15-Duncan
1/31	New Orleans	W	106-93	32-14	18,797	25-Parker	8-Duncan
<b>FEBRUARY RECORD: 7-4 (HOME: 2-1, ROAD: 5-3)</b>							
2/2	@ Golden State	W	110-105(OT)	33-14	18,205	32-Duncan/Ginobili	15-Duncan/Thomas
2/3	@ Denver	L	96-104	33-15	18,536	26-Mason	8-Bonner
2/8	@ Boston	W	105-99	34-15	18,624	23-Duncan/Bonner	13-Duncan
2/10	@ New Jersey	W	108-93	35-15	13,301	27-Duncan	9-Duncan
2/11	@ Toronto	L	89-91	35-16	18,909	32-Ginobili	13-Duncan
2/17	@ New York	L	107-112(OT)	35-17	19,763	26-Duncan	15-Duncan
2/19	@ Detroit	W	83-79	36-17	22,076	19-Parker	18-Duncan
2/21	@ Washington	W	96-67	37-17	20,173	25-Mason	11-Duncan
2/24	DALLAS	W	93-76	38-17	18,797	37-Parker	15-Thomas
2/25	PORTLAND	W	99-84	39-17	18,672	39-Parker	10-Thomas
2/27	CLEVELAND	L	86-97	39-18	18,797	11-4 bed	7-Finley
<b>MARCH RECORD: 9-8 (HOME: 6-4, ROAD: 3-4)</b>							
3/1	@ Portland	L	84-102	39-19	20,627	15-Parker	6-Oberto
3/2	@ L.A. Clippers	W	106-78	40-19	17,649	26-Parker	12-Duncan
3/4	@ Dallas	L	102-107	40-20	20,316	37-Parker	12-Duncan
3/6	WASHINGTON	W	100-78	41-20	18,440	19-Parker	7-Thomas
3/8	PHOENIX	W	103-96	42-20	18,797	30-Parker	15-Duncan
3/10	CHARLOTTE	W	100-86	43-20	18,254	21-Mason/Parker	11-Duncan
3/12	L.A. LAKERS	L	95-102	43-21	18,797	25-Finley/Parker	11-Duncan
3/14	@ Houston	W	88-85	44-21	18,300	28-Parker	12-Duncan
3/16	@ Oklahoma City	L	76-78	44-22	19,136	28-Parker	12-Duncan
3/17	MINNESOTA	W	93-86	45-22	18,797	24-Parker	10-Thomas
3/20	BOSTON	L	77-80	45-23	18,797	25-Parker	9-Duncan
3/22	HOUSTON	L	85-87	45-24	18,797	23-Duncan	9-Thomas
3/24	GOLDEN STATE	W	107-106	46-24	18,797	30-Parker	10-Duncan
3/25	@ Atlanta	W	122-92	47-24	18,529	42-Parker	8-Thomas
3/27	L.A. CLIPPERS	W	111-98	48-24	18,797	18-Parker	8-Mason
3/29	@ New Orleans	L	86-90	48-25	18,204	20-Parker	15-Duncan
3/31	OKLAHOMA CITY	L	95-96	48-26	18,797	21-Duncan	12-Duncan
<b>APRIL RECORD: 6-2 (HOME: 2-1, ROAD: 4-1)</b>							
4/3	@ Indiana	W	126-121	49-26	16,414	31-Parker	11-Duncan
4/5	@ Cleveland	L	81-101	49-27	20,562	24-Parker	9-Thomas
4/7	@ Oklahoma City	W	99-89	50-27	19,136	25-Duncan	15-Duncan
4/8	PORTLAND	L	83-95	50-28	18,797	18-Mason	5-3 Tied
4/10	UTAH	W	105-99	51-28	18,797	31-Parker	9-Duncan
4/12	@ Sacramento	W	95-92	52-28	13,330	25-Parker	13-Thomas
4/13	@ Golden State	W	101-72	53-28	19,596	20-Gooden	15-Gooden
4/15	NEW ORLEANS	W	105-98(OT)	54-28	18,797	29-Parker	19-Duncan

# 2009-10 RECAP



George Hill

## RECORD

50-32 Second in Southwest Division

## HONORS

Tim Duncan, All-NBA Third Team  
 Tim Duncan, All-Defensive Second Team  
 Tim Duncan, NBA All-Star  
 DeJuan Blair, NBA All-Rookie Second Team

## PLAYOFFS

Defeated Dallas, First Round, 4-2  
 Lost to Phoenix, Western Conference Semifinals, 0-4

## SPURS LEADERS

Scoring: Tim Duncan 17.9 ppg  
 Rebounding: Tim Duncan 10.1 rpg  
 Assists: Tony Parker 5.7 apg

Head Coach: Gregg Popovich  
 Assistant Coaches: Mike Budenholzer, Don Newman,  
 Brett Brown, Chip Engelland, Chad Forcier

### 2009-10 SEASON NOTES

- With a 133-111 victory vs. Minnesota on 4/12/10, the Spurs became just the second team in NBA history to record 50-plus wins in 11 straight seasons ... the Los Angeles Lakers totaled 50-plus wins in 12 consecutive seasons from 1979-80 to 1999-2000.
- San Antonio boasted one of the best benches in the NBA during the 2009-10 season and finished the year leading the NBA in multiple bench categories ... the Spurs reserves led the league in bench scoring (39.3 ppg), rebounding (17.2 rpg) and assists (8.7 apg).
- Tim Duncan became the second Spurs and just the 11th player in NBA history to score 20,000 points with one team when he sank a free throw vs. Houston on 1/22 ... Duncan joined David Robinson as the only two Spurs in franchise history to score 20,000-plus points while wearing the Silver and Black.
- DeJuan Blair's 28 point, 21 rebound game at Oklahoma City on 1/13 was the first time in over 11 years that an NBA rookie recorded a 20/20 game ... Tim Duncan was the last rookie to record a 20/20 game vs. Phoenix on 3/22/98 ... Blair became the first rookie non-first round draft pick since 1981 to record a 20/20 game ... in the final game of the 2009-10 season, Blair's 27 points, 23 rebound performance at Dallas on 4/14 became the first time since Joe Smith that a rookie posted two 20 point, 20 rebounds game in a season. Smith had two 20/20 games in rookie season with Golden State in 1995-96.


### 2009-10 SPURS FINAL STATISTICS (50-32)

PLAYER	G	GS	MIN	FG			3-POINT			FT			REBOUNDS			AST			PF			DQ			STL			TO			BLK			SCORING	
				FGA	PCT	3PTA	PCT	FTA	PCT	OFF	DEF	TOT	AST	PF	DQ	STL	TO	BLK	PTS	AVG															
Duncan	78	77	2438	561	1082	.518	2	11	.182	271	374	.725	221	567	788	246	152	1	45	140	117	1395	17.9												
Ginobili	75	21	2150	398	903	.441	132	350	.377	309	355	.870	68	216	284	370	154	0	103	154	24	1237	16.5												
Parker	56	50	1728	349	716	.487	10	34	.294	186	246	.756	7	128	135	317	96	0	29	149	8	894	16.0												
Hill	78	43	2276	353	738	.478	75	188	.399	183	237	.772	42	163	205	226	222	4	69	101	26	964	12.4												
Jefferson	81	70	2520	362	775	.467	59	187	.316	211	287	.735	58	298	356	158	178	0	45	105	40	994	12.3												
Blair	82	23	1494	275	495	.556	0	2	.000	88	161	.547	200	326	526	65	224	2	50	112	39	638	7.8												
Gee (TOT)	11	2	182	28	59	.475	7	9	.778	18	29	.621	15	18	33	7	13	0	7	10	1	81	7.4												
Bonner	65	8	1161	166	372	.446	90	231	.390	35	48	.729	52	162	214	68	109	1	30	39	24	457	7.0												
Mason	79	5	1515	193	496	.389	88	264	.333	27	34	.794	11	151	162	137	99	0	30	59	14	501	6.3												
McDyess	77	50	1617	205	428	.479	0	2	.000	36	57	.632	149	306	455	83	147	0	43	79	32	446	5.8												
Temple (TOT)	27	4	334	44	101	.436	13	37	.351	35	50	.700	6	25	31	21	42	1	13	27	6	136	5.0												
Temple (SA)	13	4	193	28	64	.438	10	23	.435	14	21	.667	3	11	14	12	25	1	8	11	2	80	6.2												
Bogans	79	50	1559	120	298	.403	70	196	.357	37	50	.740	25	151	176	95	156	1	45	53	12	347	4.4												
Mahinmi	26	0	165	35	55	.636	0	0	---	31	47	.660	13	39	52	2	32	1	3	15	8	101	3.9												
Finley	25	6	395	37	97	.381	13	41	.317	6	9	.667	5	33	38	19	12	0	6	13	4	93	3.7												
Haislip	10	0	44	10	21	.476	3	5	.600	2	5	.400	4	6	10	0	5	0	0	3	2	25	2.5												
Jackson	3	0	25	2	7	.286	0	2	.000	3	4	.750	1	3	4	6	2	0	3	2	2	7	2.3												
Hairston	47	0	317	40	76	.526	2	11	.182	17	30	.567	13	36	49	16	29	0	4	11	9	99	2.1												
Ratiff	21	3	183	16	36	.444	0	0	---	2	4	.500	15	25	40	9	27	0	3	16	18	34	1.6												
<b>SPURS</b>	<b>82</b>	<b>-19780</b>	<b>3150</b>	<b>6659</b>	<b>.473</b>	<b>5541</b>	<b>1547</b>	<b>.358</b>	<b>1458</b>	<b>1969</b>	<b>.740</b>	<b>887</b>	<b>2621</b>	<b>3508</b>	<b>1829</b>	<b>1669</b>	<b>11</b>	<b>516</b>	<b>1116</b>	<b>381</b>	<b>831</b>	<b>2101.4</b>													
<b>OPPONENTS</b>	<b>82</b>	<b>-19780</b>	<b>3025</b>	<b>6691</b>	<b>.452</b>	<b>4121</b>	<b>2100</b>	<b>.343</b>	<b>1433</b>	<b>1896</b>	<b>.756</b>	<b>814</b>	<b>2427</b>	<b>3241</b>	<b>1576</b>	<b>1672</b>	<b>8</b>	<b>567</b>	<b>1032</b>	<b>417</b>	<b>7895</b>	<b>96.3</b>													

## 50-32 (SECOND IN SOUTHWEST DIVISION)

DATE	OPPONENT	W-L	SCORE	REC.	ATT.	HI-SCORER	HI-REBOUNDER
<b>OCTOBER RECORD:</b>							
10/28	NEW ORLEANS	W	113-96	1-0	18,581	17-Parker	12-Duncan
10/29	@ Chicago	L	85-92	1-1	21,412	28-Duncan	16-Duncan
10/31	SACRAMENTO	W	113-94	2-1	16,966	24-Parker	10-Duncan/Blair
<b>NOVEMBER RECORD:</b>							
<b>7-5 (HOME: 6-2, ROAD: 1-3)</b>							
11/5	@ Utah	L	99-113	2-2	19,797	21-Parker	13-Duncan
11/6	@ Utah	L	84-96	2-3	20,498	19-Jefferson	8-Duncan
11/9	TORONTO	W	131-124	3-3	17,714	36-Ginobili	10-McDyess
11/11	DALLAS	W	92-83	4-3	18,581	29-Jefferson	9-Bonner/McDyess
11/14	OKLAHOMA CITY	L	98-101	4-4	17,947	22-Duncan	10-Duncan
11/18	@ Dallas	L	94-99 (OT)	4-5	20,110	22-Duncan	14-Duncan
11/19	UTAH	L	83-90	4-6	17,519	21-Duncan	9-Duncan
11/21	WASHINGTON	W	106-84	5-6	16,888	17-Parker	11-Ratiff
11/23	MILWAUKEE	W	112-98	6-6	16,777	24-Duncan	12-Duncan
11/25	GOLDEN STATE	W	118-104	7-6	17,606	32-Parker	10-Duncan
11/27	@ Houston	W	92-84	8-6	18,164	21-Duncan	14-McDyess
11/29	PHILADELPHIA	W	98-89	9-6	17,161	22-Duncan	10-Blair
<b>DECEMBER RECORD:</b>							
<b>10-5 (HOME: 6-3, ROAD: 4-2)</b>							
12/3	BOSTON	L	83-90	9-7	18,561	18-Blair	15-Duncan
12/5	DENVER	L	99-106	9-8	17,592	27-Parker	7-Bonner
12/7	@ Utah	L	101-104	9-9	17,565	28-Bonner	11-Duncan
12/9	SACRAMENTO	W	118-106	10-9	17,353	23-Jefferson	9-McDyess
12/11	CHARLOTTE	W	119-98	11-9	17,508	22-Ginobili	9-Duncan
12/13	@ L.A. Clippers	W	115-90	12-9	16,464	21-Duncan	9-Blair
12/15	@ Phoenix	L	104-116	12-10	17,964	34-Duncan	14-Duncan
12/16	@ Golden State	W	103-93	13-10	17,857	27-Duncan	15-Duncan
12/19	INDIANA	W	100-99	14-10	17,075	19-Duncan	16-Duncan
12/21	L.A. CLIPPERS	W	103-87	15-10	14,451	19-Parker	7-Ratiff
12/23	PORTLAND	L	94-98	15-11	18,581	24-Duncan	11-Duncan
12/26	@ Milwaukee	W	112-97	16-11	14,864	26-Duncan	11-Blair
12/27	@ New York	W	95-88	17-11	19,763	22-Parker	10-Blair
12/29	Minnesota	W	117-99	18-11	15,581	24-Jefferson	10-Duncan
12/31	Miami	W	108-78	19-11	18,581	23-Duncan	10-Duncan
<b>JANUARY RECORD:</b>							
<b>8-8 (HOME: 5-5, ROAD: 3-3)</b>							
1/2	@ Washington	W	97-86	20-11	19,025	23-Duncan	7-Duncan
1/3	@ Toronto	L	86-91	20-12	18,323	23-Parker	12-Duncan
1/6	DETROIT	W	112-92	21-12	17,337	23-Parker	8-Blair
1/8	DALLAS	L	103-112	21-13	18,581	31-Duncan	12-Duncan
1/10	NEW JERSEY	W	97-85	22-13	18,947	23-Ginobili	17-Duncan
1/12	L.A. LAKERS	W	105-85	23-13	18,581	25-Duncan	13-Duncan
1/13	@ Oklahoma City	W	109-108 (OT)	24-13	17,886	28-Parker	10-Blair
1/15	@ Charlotte	L	76-92	24-14	15,742	11-4 tied with	16-Blair
1/16	@ Memphis	L	86-92	24-15	14,116	23-Duncan	8-Duncan/Blair
1/18	@ New Orleans	W	97-90	25-15	16,549	25-Parker	14-Duncan
1/20	UTAH	L	98-105	25-16	17,584	22-Ginobili	11-Blair
1/22	HOUSTON	L	109-116	25-17	18,581	25-Duncan	14-Duncan
1/25	CHICAGO	L	93-98	25-18	18,581	20-Parker	11-Blair
1/27	ATLANTA	W	105-90	26-18	18,258	21-Duncan	27-Duncan
1/29	MEMPHIS	W	104-97	27-18	18,088	19-Duncan	10-Blair
1/31	DENVER	L	89-103	27-19	17,607	17-Hill	10-Duncan
<b>FEBRUARY RECORD:</b>							
<b>6-5 (HOME: 2-0, ROAD: 4-5)</b>							
2/3	@ Sacramento	W	115-113	28-19	12,934	23-Hill	13-Duncan
2/4	@ Portland	L	93-96	28-20	20,572	21-Ginobili	12-Duncan
2/6	@ L.A. Clippers	W	98-81	29-20	18,258	22-Hill	10-McDyess
2/8	@ L.A. Lakers	L	89-101	29-21	18,997	21-Ginobili	15-Duncan
2/11	@ Denver	W	111-92	30-21	18,611	17-Hill/Blair	9-Blair
2/17	@ Indiana	W	90-87	31-21	14,947	28-Parker	26-Duncan
2/19	@ Philadelphia	L	94-106	31-22	16,376	24-Ginobili	9 - Duncan
2/21	@ Detroit	L	101-109 (OT)	31-23	20,153	29-Duncan	10-Duncan
2/24	OKLAHOMA CITY	W	95-87	32-23	18,400	26-Ginobili	15-Duncan
2/26	@ Houston	L	104-109	32-24	18,195	26-Hill	10-Ginobili
2/28	PHOENIX	W	113-110	33-24	18,581	21-Duncan/Ginobili	10-Duncan
<b>MARCH RECORD:</b>							
<b>12-5 (HOME: 6-1, ROAD: 6-4)</b>							
3/1	@ New Orleans	W	106-92	34-24	13,655	23-Hill	9-Duncan
3/5	NEW ORLEANS	W	102-92	35-24	18,581	20-Parker	12-Blair
3/6	@ Memphis	W	102-92	36-24	15,928	18-Jefferson	6-Jefferson
3/8	@ Cleveland	L	95-97	36-25	20,562	38-Jefferson	9-Jefferson
3/10	NEW YORK	W	97-83	37-25	18,278	28-Ginobili	12-McDyess
3/12	@ Minnesota	W	103-85	38-25	17,009	19-Hill/Jefferson	9-Jefferson
3/13	L.A. CLIPPERS	W	118-88	39-25	18,581	9-Jefferson	9-Jefferson
3/16	@ Miami	W	88-76	40-25	18,925	21-Ginobili	11-Duncan
3/17	@ Orlando	L	84-110	40-26	17,461	20-Jefferson	7-McDyess
3/19	GOLDEN STATE	W	147-116	41-26	18,581	23-Ginobili	9-Blair
3/21	@ Atlanta	L	114-119 (OT)	41-27	18,729	38-Ginobili	13-Duncan
3/22	@ Oklahoma City	W	99-96	42-27	18,203	27-Hill	7-Duncan/McDyess
3/24	L.A. LAKERS	L	83-92	42-28	18,581	24-Ginobili	12-Duncan
3/26	CLEVELAND	W	102-97	43-28	18,581	30-Ginobili	9-Hill
3/28	@ Boston	W	94-73	44-28	18,624	28-Ginobili	11-Jefferson
3/29	@ New Jersey	L	84-90	44-29	13,053	19-Hill	12-Duncan
3/31	HOUSTON	W	119-102	45-29	18,581	30-Hill	10-Duncan
<b>APRIL RECORD:</b>							
<b>5-3 (HOME: 2-1, ROAD: 4-1)</b>							
4/2	ORLANDO	W	119-102	46-29	18,581	43-Ginobili	8-Duncan
4/6	@ Sacramento	W	95-86	47-29	11,732	18-Jefferson	11-McDyess
4/7	@ Phoenix	L	101-112	47-30	18,422	18-Mason	8-Blair
4/9	MEMPHIS	L	99-107	47-31	18,581	26-Ginobili	10-Duncan
4/10	@ Denver	W	104-85	48-31	19,155	18-Duncan	10-Duncan
4/12	@ MINNESOTA	W	133-111	49-31	18,581	17-Bojars	7-Mahinmi
4/14	@ Dallas	L	89-96	W	20,405	27-Blair	23-Blair

# 2010-11 RECAP



Richard Jefferson

## RECORD

61-21 First in Southwest Division

## HONORS

Tim Duncan, NBA All-Star  
 Manu Ginobili, NBA All-Star  
 Manu Ginobili, All-NBA Third Team  
 Gary Neal, NBA All-Rookie First Team

## PLAYOFFS

Lost to Memphis, First Round, 2-4

## SPURS LEADERS

Scoring: Tony Parker 17.5 ppg  
 Rebounding: Tim Duncan 8.9 rpg  
 Assists: Tony Parker 6.6 apg

Head Coach: Gregg Popovich  
 Assistant Coaches: Mike Budenholzer, Don Newman,  
 Brett Brown, Chip Engelland, Chad Forcier

### 2010-11 SEASON NOTES

- The Spurs finished the season 61-21, which is the third-best record in franchise history. It trails the 2005-06 team, who finished a franchise-best 63-19, and the 1994-95 Spurs, who finished 62-20. The Spurs reached 20, 30, 40 and 50 wins faster than any previous team in franchise history.
- The Spurs won 22 games in a row at home from Dec. 3 vs. Minnesota through March 6 vs. L.A. Lakers. The streak marked the longest single-season home winning streak in franchise history, breaking the previous record of 20 games in the 1989-90 season from Nov. 11 to Feb. 6.
- The Spurs shot .397 from three-point range, which ranked first in the NBA and was the second-best percentage in franchise history. Matt Bonner led the NBA in three-point field goal percentage (.440, 135-307), Richard Jefferson finished the season ranked tied for fourth (.457, 105-230), and Gary Neal led all rookies in three-point shooting (.419, 419-308). Each shot over .400 from three-point territory with at least 150 attempts. This marked the third time in franchise history that the Spurs had three players in the same season shoot at least .400 from three-point range with at least 150 attempts
- With a victory over Sacramento on April 6, Head Coach Gregg Popovich surpassed Red Auerbach to move into second place on the all-time wins with one team list. Popovich's 797 career wins, all with San Antonio, place him on a list that includes Red Auerbach, Jerry Sloan and Red Holzman.

### 2010-11 SPURS FINAL STATISTICS (61-21)


PLAYER	G			FIELD GOALS			3-POINT FG		FREE THROWS			REBOUNDS			AST	PF	DO	STL	TO	BLK	PTS	AVG	
	G	GS	MIN	FG	FGA	PCT	FG	FGA	PCT	FT	FTA	PCT	OFF	DEF									TOT
Parker	78	78	2528	555	1069	.519	25	70	.357	233	303	.769	30	208	238	513	135	0	90	200	3	1368	17.5
Ginobili	80	79	2426	441	1018	.433	154	441	.349	357	410	.871	42	253	295	393	163	0	123	174	28	1393	17.4
Duncan	76	76	2156	419	838	.500	0	4	.000	184	257	.716	169	509	678	203	119	0	50	122	146	1022	13.4
Hill	76	5	2148	287	633	.453	77	204	.377	233	270	.863	24	175	199	193	153	1	66	99	21	884	11.6
Jefferson	81	81	2459	304	642	.474	135	307	.440	148	195	.759	54	256	310	107	164	0	38	93	34	891	11.0
Neal	80	1	1685	285	632	.451	129	308	.419	84	104	.808	21	175	196	96	148	0	27	78	4	783	9.8
Blair	81	65	1734	292	583	.501	0	2	.000	90	137	.657	215	350	565	77	213	0	95	113	42	674	8.3
Bonner	66	1	1432	172	371	.464	105	230	.457	32	43	.744	60	179	239	60	110	0	26	27	21	481	7.3
McDyess	73	16	1387	169	344	.491	0	1	.000	52	77	.675	122	273	395	84	163	1	36	72	39	390	5.3
Green	8	0	92	17	35	.486	7	19	.368	0	0	---	3	12	15	2	7	0	2	5	1	41	5.1
Splitter	60	6	738	101	191	.529	0	1	.000	76	140	.543	72	129	201	26	91	0	29	32	17	278	4.6
Anderson	26	2	286	31	81	.383	18	46	.391	14	18	.778	2	21	23	18	24	0	3	13	6	94	3.6
Novak (TOT)	30	0	215	35	67	.522	26	46	.565	8	8	1.000	4	24	28	3	14	0	1	4	5	104	3.5
Novak (SA)	23	0	197	31	59	.525	23	42	.548	8	8	1.000	4	19	23	3	11	0	1	4	5	93	4.0
Jeffers	1	0	8	1	3	.333	0	0	---	0	0	---	0	2	2	1	1	0	0	1	0	2	2.0
Quinn	41	0	292	33	91	.363	11	37	.297	4	8	.500	3	22	25	42	29	0	5	12	1	81	2.0
Owens	7	0	31	3	6	.500	1	3	.333	2	4	.500	0	4	4	1	4	0	2	0	0	9	1.3
Udoka	20	0	130	5	21	.238	0	8	.000	4	8	.500	5	14	19	13	14	0	8	5	1	14	0.7
Temple	3	0	21	1	5	.200	0	1	.000	0	2	.000	1	1	2	2	2	0	1	1	1	2	0.7
Gee	5	0	18	1	3	.333	0	0	---	0	0	---	2	1	3	0	3	0	0	3	2	2	0.4
Simmons	2	0	16	0	3	.000	0	3	.000	0	0	---	0	0	0	2	2	0	0	0	0	0	0.0
<b>SPURS</b>	<b>82</b>		<b>-19780</b>	<b>3148</b>	<b>6628</b>	<b>.475</b>	<b>6851</b>	<b>1727</b>	<b>.397</b>	<b>1521</b>	<b>1984</b>	<b>.767</b>	<b>829</b>	<b>2603</b>	<b>3432</b>	<b>1836</b>	<b>1556</b>	<b>2</b>	<b>602</b>	<b>1101</b>	<b>372</b>	<b>8502</b>	<b>103.7</b>
<b>OPPONENTS</b>	<b>82</b>		<b>-19780</b>	<b>3127</b>	<b>6860</b>	<b>.456</b>	<b>4791</b>	<b>1305</b>	<b>.367</b>	<b>1301</b>	<b>1698</b>	<b>.766</b>	<b>884</b>	<b>2494</b>	<b>3378</b>	<b>1685</b>	<b>1701</b>	<b>12</b>	<b>567</b>	<b>1095</b>	<b>374</b>	<b>8034</b>	<b>98.0</b>



# 61-21 (FIRST IN SOUTHWEST DIVISION)

Date	Opponent Result	Home	Road	Total	Scoring	Rebounds	Assists
<b>OCTOBER RECORD: 1-1 (HOME: 1-1, ROAD: 0-0)</b>							
10/27	INDIANA W12-109	1-0	0-0	1-0	Duncan-23	Duncan-12	Parker-9
10/30	NEW ORLEANS L 90-99	1-1	0-0	1-1	GINOBILI-23	Blair-11	Hill-7
<b>NOVEMBER RECORD: 14-1 (HOME: 6-1, ROAD: 8-0)</b>							
11/1	@L.A. Clippers W 97- 88	1-1	1-0	2-1	Parker-19	McDyess-10	Parker-9
11/3	@Phoenix W112-110	1-1	2-0	3-1	Jefferson-28	Duncan-17	Parker-6
11/6	HOUSTON W124-121(OT)	2-1	2-0	4-1	GINOBILI-28	Duncan-11	Parker-14
11/8	@Charlotte W 95- 912-1	3-0	5-1	GINOBILI-26	Duncan-10	Parker-8	
11/10	L.A. CLIPPERS W107- 95	3-1	3-0	6-1	Jefferson/Ginobili 22	McDyess-9	Parker-9
11/13	PHILADELPHIA W116- 93	4-1	3-0	7-1	Parker-24	Blair-12	Parker-7
11/14	@Oklahoma City W117-104	4-1	4-0	8-1	Parker-24	Blair-11	Hill-5
11/17	CHICAGO W103- 94	5-1	4-0	9-1	Parker-21	Duncan-18	Parker-7
11/19	@Utah W 94- 82	5-1	5-0	10-1	Parker-24	Duncan-14	Parker-7
11/20	CLEVELAND W116- 92	6-1	5-0	11-1	Parker-19	Blair-9	Parker-9
11/22	ORLANDO W106- 97(1)	5-0	12-1	17-1	Bonner-7	Parker-10	
11/24	@Minnesota W119-109(OT)	7-1	6-0	13-1	GINOBILI-26	Duncan-13	GINOBILI/Parker-6
11/26	DALLAS L 94-103 7-2	6-0	13-2	19-2	Duncan-8	GINOBILI/Duncan-4	
11/28	@New Orleans W109- 95	7-2	7-0	14-2	GINOBILI-23	Duncan/Ginobili	Parker-9
11/30	@Golden State W118- 98	7-2	8-0	15-2	McDyess-7	Duncan-18	Duncan-11
<b>DECEMBER RECORD: 13-2 (HOME: 11-0, ROAD: 2-2)</b>							
12/1	@L.A. Clipper L 85- 90	7-2	8-1	15-3	Hill-17	Jefferson-9	GINOBILI-6
12/2	MINNESOTA W 107-101	8-2	8-1	16-3	Duncan-22	Duncan/Jefferson-10	Duncan/Parker-5
12/5	NEW ORLEANS W109- 94	9-2	8-1	17-3	Parker-19	Blair-13	Parker-7
12/8	GOLDEN STATE W111- 94	10-2	8-1	18-3	Parker-19	Blair-13	Parker-9
12/10	ATLANTA W 108- 92	11-2	8-1	19-3	Jefferson/Ginobili-18	Blair-12	Parker-6
12/12	PORTLAND W 95- 78	12-2	8-1	20-3	Hill-22	Duncan-13	Parker-6
12/15	MILWAUKEE W 92- 90	13-2	8-1	21-3	GINOBILI-26	Duncan-11	Parker-8
12/16	@Denver W 113-112	13-2	9-1	22-3	Duncan-28	Duncan-16	Parker-9
12/18	MEMPHIS W112-106(OT)	14-2	9-1	23-3	Parker-37	Duncan-10	GINOBILI/Parker-9
12/20	PHOENIX W 118-110	15-2	9-1	24-3	Neal-27	Duncan-15	Duncan-6
12/22	DENVER W 109-103	16-2	9-1	25-3	GINOBILI/Neal-22	Duncan/Splitter-9	Parker-9
12/23	@Orlando L 101-123	16-2	9-2	25-4	Neal/Parker-16	Duncan/Bonner-6	GINOBILI-6
12/26	WASHINGTON W 94- 80	17-2	9-2	26-4	GINOBILI-21	Duncan/Jefferson-9	Parker-14
12/28	L.A. LAKERS W 97- 82	18-2	9-2	27-4	Parker-23	Blair-15	GINOBILI-6
12/30	@Dallas W 99- 93	18-2	10-2	28-4	Neal-21	Duncan-11	Parker-5
<b>JANUARY RECORD: 12-3 (HOME: 7-0, ROAD: 5-3)</b>							
1/1	OKLAHOMA CITY W 101- 74	19-2	10-2	29-4	Duncan-21	Duncan/Blair-9	Parker-10
1/4	@New York L 115-128	19-2	10-3	29-5	Parker-26	Blair-8	Parker-6
1/5	@Boston L 103-105	19-2	10-4	29-6	GINOBILI-24	GINOBILI-8	Parker-5
1/7	@Indiana W 89- 87	19-2	11-4	30-6	GINOBILI-25	Duncan-15	GINOBILI/Hill-4
1/9	MINNESOTA W 94- 91	20-2	11-4	31-6	GINOBILI-21	Bonner-9	Duncan-5
1/11	@Minnesota W 107- 96	20-2	12-4	32-6	GINOBILI-19	GINOBILI-9	Parker-13
1/12	@Milwaukee W 91- 84	20-2	13-4	33-6	GINOBILI-23	Duncan-8	Parker-9
1/14	DALLAS W 101- 89	21-2	13-4	34-6	Blair/Parker-18	Blair-13	Parker-6
1/16	DENVER W 110- 97	22-2	13-4	35-6	Duncan-30	Duncan-16	GINOBILI-7
1/19	TORONTO W 104- 95	23-2	13-4	36-6	GINOBILI-23	Duncan-12	GINOBILI-7
1/21	NEW YORK W 101- 92	24-2	13-4	37-6	Duncan/Parker-21	Duncan-16	Parker-13
1/22	@New Orleans L 72- 96	24-2	13-5	37-7	Splitter-11	Splitter-6	GINOBILI-6
1/24	@Golden State W 113-102	24-2	14-5	38-7	GINOBILI-20	McDyess-10	Parker-11
1/26	@Utah W 112-105	24-2	15-5	39-7	GINOBILI-26	Blair-9	GINOBILI-7
1/29	HOUSTON W 108- 95	25-2	15-5	40-7	GINOBILI-22	Blair-12	Hill/Parker-5
<b>FEBRUARY RECORD: 9-3 (HOME: 3-0, ROAD: 6-3)</b>							
2/1	@Portland L 86- 99	25-2	15-6	40-8	GINOBILI-17	Blair-12	Parker-4
2/3	@L.A. Lakers W 89- 88	25-2	16-6	41-8	Duncan/Parker-21	Duncan/McDyess-8	GINOBILI-8
2/4	@Sacramento W 113-100	25-2	17-6	42-8	Parker-25	Blair-12	Parker-7
2/8	@Detroit W 100- 89	25-2	18-6	43-8	Parker-19	Blair-12	Parker-7
2/9	@Toronto W 111-100	25-2	19-6	44-8	Blair-28	Blair-11	GINOBILI-9
2/11	@Philadelphia 71- 77	25-2	19-7	44-9	Duncan-16	Blair-14	GINOBILI-6
2/12	@Washington W 118- 94	25-2	20-7	45-9	Hill/Parker-18	Blair-12	Parker-8
2/14	@New Jersey W 102- 85	25-2	21-7	46-9	GINOBILI-22	Duncan/Blair-11	Parker-7
2/17	@Chicago L 99-109	25-2	21-8	46-10	Parker-26	Duncan-9	Parker-4
2/23	OKLAHOMA CITY W 109-1052-6	21-8	47-10	48-10	Parker-20	Duncan-10	GINOBILI-9
2/25	NEW JERSEY W 106- 96	27-2	21-8	48-10	GINOBILI-26	Hill/Parker-7	Parker-10
2/27	MEMPHIS W 95- 88	28-2	21-8	49-10	GINOBILI-35	McDyess/Duncan-8	GINOBILI-8
<b>MARCH RECORD: 8-8 (HOME: 5-3, ROAD: 3-5)</b>							
3/1	@Memphis L 93-109	28-2	21-9	49-11	Neal-14	Duncan-8	GINOBILI-7
3/2	@Cleveland W 109- 99	28-2	22-9	50-11	Hill-22	Blair-10	Duncan/Ginobili-6
3/4	MIAMI W 125- 95	29-2	22-9	51-11	GINOBILI-20	Duncan-14	Parker-8
3/6	L.A. LAKERS L 83- 99	29-3	22-9	51-12	Neal-15	Blair-12	Neal-4
3/9	DETROIT W 111-104	30-3	22-9	52-12	Parker-23	Duncan-12	Parker-7
3/11	SACRAMENTO W 108-103	31-3	22-9	53-12	Parker-27	Duncan-10	GINOBILI/Casspi-7
3/12	@Houston W 115-107	31-3	23-9	54-12	Parker-21	McDyess-12	Parker-6
3/14	@Miami L 80-110	31-3	23-10	54-13	Parker-18	Duncan/Ginobili-6	GINOBILI-5
3/18	@Dallas W 97- 91	31-3	24-10	55-13	Parker-33	Duncan-8	GINOBILI-6
3/19	CHARLOTTE W 109- 98	32-3	24-10	56-13	Novak-19	Blair/Splitter-6	Hill/Parker-9
3/21	GOLDEN STATE W 111- 96	33-3	24-10	57-13	GINOBILI-28	Splitter-14	Parker-15
3/23	@Denver L 112-115	33-3	24-11	57-14	Neal-25	McDyess-12	Parker-5
3/25	@Portland L 96- 98	33-3	24-12	57-15	GINOBILI-21	McDyess-8	GINOBILI-7
3/27	@Memphis L 104-111	33-3	24-13	57-16	Hill-30	Blair-6	Parker-6
3/28	PORTLAND L 92-100	33-3	24-13	57-17	Hill-27	Splitter-9	Hill-6
3/31	BOSTON L 97-107	33-3	24-13	57-18	Parker-23	Duncan-13	Parker-8
<b>APRIL RECORD: 2-1 (HOME: 1-0, ROAD: 1-1)</b>							
4/1	@Houston L 114-119(OT)	33-5	24-14	57-19	Parker-31	Duncan-13	GINOBILI/Parker-6
4/3	PHOENIX W 114- 97	34-5	24-14	58-19	Hill-29	Bonner-11	Parker-8
4/5	@Atlanta W 97- 90	34-5	25-14	59-19	Parker-26	Duncan/MyDyess	Parker/Ginobili-4
4/6	SACRAMENTO W 124- 92	35-5	25-14	60-19	Bonner-6	GINOBILI-25	Parker-6
4/9	UTAH W 111-102	36-5	25-14	61-19	GINOBILI-20	Duncan/Blair-8	Parker-7
4/12	@L.A. Lakers L 93-102	36-5	25-15	61-20	Neal-16	Blair-11	Quinn-9
4/13	@Phoenix L 103-106	36-5	25-16	61-21	Duncan-17	Duncan-12	Parker-7

# 2011-12 RECAP



KAWHI LEONARD

## RECORD

50-16, First in Southwest Division

## HONORS

Gregg Popovich, Coach of the Year  
 Tony Parker, Second Team All-NBA  
 Kawhi Leonard, First Team All-Rookie  
 Tony Parker, NBA All-Star

## PLAYOFFS

Lost to Oklahoma City, Western Conference Finals, 2-4

## SPURS LEADERS

Scoring: Tony Parker 18.3 ppg  
 Rebounding: Tim Duncan 9.0 rpg  
 Assists: Tony Parker 7.7 apg

Head Coach: Gregg Popovich  
 Assistant Coaches: Mike Budenholzer, Don Newman,  
 Brett Brown, Chip Engelland, Chad Forcier

### 2011-12 SEASON NOTES

- With a 107-101 victory over the Golden State Warriors on April 26, the Spurs won their 50th game of the season for the 13<sup>th</sup> consecutive year (1999-00 to present) surpassing the L.A. Lakers (1979-80 to 1990-91) for the longest streak in NBA history. During that span the Spurs won three NBA championships and eight division titles.
- The Spurs finished the regular season 28-5 (.848) at the AT&T Center, which tied the Miami Heat for the best home record in the NBA season. Only the 2004-05 (38-3, .927) and the 2010-11 (36-5, .878) Spurs teams finished with a better home winning percentage since joining the NBA in 1976-77.
- With the win over Phoenix on 4/14, the Spurs clinched the Southwest Division title. Since joining the NBA in 1976-77 the Spurs have won 18 division titles, which ties the L.A. Lakers for the most division titles in that time period. Since Tim Duncan joined the Spurs in 1997, the Spurs have posted an NBA-best nine division titles.
- Manu Ginobili became just the fifth Spur to reach 10,000 points after scoring nine points vs. L.A. Lakers on 4/11. The trio "Big Three" are the only active trio to play on the same team and score over 10,000 points with the same franchise in the NBA and just the fourth threesome in NBA history each to record 10,000-or-more points while teammates. (Elias) Here's a closer look at the Spurs 10,000 point club and threesomes to records 10,000-or-more points as teammates:

### 2011-12 SPURS FINAL STATISTICS (50-16)

PLAYER	G			PTS			REB			AST			BLK			STL			PF	FT	ORB	DRB	TRB	MIN	
	MP	FG	FTA	ORB	DRB	TRB	AST	BLK	STL	FT	ORB	DRB	TRB												
Barber	00	00	1823	427	090	410	14	61	230	227	214	198	22	148	171	403	75	0	37	133	5	1095			
Dunson	39	36	1034	361	733	496	0	4	000	173	249	685	140	410	360	132	36	0	30	87	10	825			
Ginobili	34	7	792	150	283	588	58	128	413	110	101	871	18	36	116	151	56	0	24	84	12	440			
Kelly	18	3	261	63	130	415	24	58	489	13	15	1,000	4	24	88	38	14	0	10	28	1	185			
Neal	38	7	1208	212	468	438	83	194	418	50	84	781	12	100	118	117	75	0	27	80	2	357			
Johnson (TOT)	47	14	1212	159	423	374	48	170	218	84	114	825	22	141	183	118	38	1	54	103	13	481			
Johnson (SEA)	21	1	300	42	153	405	18	62	308	44	54	413	4	75	81	41	36	0	28	37	7	187			
Blair	04	02	1343	209	504	534	0	1	000	73	118	613	134	197	351	78	188	0	59	82	12	611			
Spilthorpe	39	2	1121	212	343	618	0	0	---	183	111	681	23	213	306	85	134	0	21	17	47	548			
Jefferson	41	41	1168	132	318	414	80	180	481	35	50	790	18	125	143	55	83	0	25	32	12	378			
Green	08	38	1322	211	477	442	102	234	438	79	100	790	54	174	828	84	107	0	58	87	18	803			
Leonard	04	39	1334	189	404	483	41	108	378	88	118	773	104	283	327	70	88	0	45	44	24	507			
Rooney	05	2	1326	154	350	440	103	250	480	14	21	782	28	185	214	81	88	0	15	14	21	468			
Diener (TOT)	37	35	1425	156	351	444	31	88	313	82	33	628	70	210	280	205	125	2	34	112	25	345			
Diener (SEA)	20	7	408	40	68	588	8	13	613	5	8	625	23	82	85	47	54	1	14	28	8	23			
Ryanse	2	0	37	3	11	273	0	0	000	4	4	1,000	4	5	11	1	2	0	2	0	0	10			
Dawson	4	0	39	7	12	583	0	0	---	1	2	300	5	5	10	0	4	0	1	3	2	15			
Janderson	31	2	803	46	174	378	18	64	278	38	52	750	14	83	78	41	35	0	8	30	2	180			
Tord	14	0	181	19	43	442	2	8	250	11	14	784	3	15	18	45	23	0	9	23	2	51			
Dentmon	2	0	19	2	8	333	0	4	000	0	0	---	0	1	1	1	2	0	1	1	0	4			
Joseph	29	1	266	22	70	314	3	15	200	11	17	667	5	80	25	34	16	0	7	12	3	58			
Diogo	2	0	14	0	2	800	0	0	---	2	2	1,000	0	1	1	0	1	0	1	0	1	2			
Thomas	3	0	15	0	3	000	0	0	---	1	2	300	1	2	3	1	0	0	1	0	1	1	1		
SPURS	00	00	13840	2611	5463	478	358	1403	383	1077	3487	748	883	2153	2194	1568	1143	1	480	685	283	641	1		
OPPONENTS	00	00	13840	2512	3587	452	418	1168	353	852	3233	754	880	2038	2718	1881	1844	3	418	606	350	638	1		

50-16 (FIRST IN SOUTHWEST DIVISION)

Date	Opponent	Home	Road	Total	Scoring	Rebounds	Assists
<b>DECEMBER RECORD: 3-1 (HOME: 3-0, ROAD: 0-1)</b>							
12/26	MEMPHIS W 95- 82	1-0	0-0	1-0	Ginobili-24	Splitter-8	Parker-7
12/28	L.A. CLIPPERS W115-90	2-0	0-0	2-0	Ginobili-24	Duncan-8 Leonard-8	Parker-9
12/29	@Houston L 85-105	2-0	0-1	2-1	Blair-22	Blair-12	Splitter-3
12/31	UTAH W104- 89	3-0	0-1	3-1	Ginobili-23	Blair-10	Parker-8
<b>JANUARY RECORD: 10-8 (HOME: 7-1, ROAD: 3-7)</b>							
1/2	@Minnesota L 96-106	3-0	0-2	3-2	Duncan-16 Jefferson-16	Bonner-6	Parker-9
1/4	GOLDEN STATE W101-95	4-0	0-2	4-2	Parker-21	Duncan-11	Ford-8 Parker-8
1/5	DALLAS W 93- 71	5-0	0-2	5-2	Bonner-17	Jefferson-7	Parker-8
1/7	DENVER W121-117	6-0	0-2	6-2	Green-24	Blair-10	Ford-7
1/8	@Oklahoma Cit L 96-108	6-0	0-3	6-3	Neal-18	Leonard-10	Parker-7
1/10	@Milwaukee L103-106	6-0	0-4	6-4	Parker-22	Duncan-8	Parker-8
1/11	HOUSTON W101-95(OT)	7-0	0-4	7-4	Parker-28	Duncan-11	Parker-8
1/13	PORTLAND W 99- 83	8-0	0-4	8-4	Parker-20	Blair-11	Parker-9
1/15	PHOENIX W102- 91	9-0	0-4	9-4	Duncan-24	Duncan-11	Parker-9
1/17	@Miami L 98-120	9-0	0-5	9-5	Green-20	Duncan-7	Jefferson-5
1/18	@Orlando W 85- 83(OT)	9-0	1-5	10-5	Parker-25	Duncan-10	Parker-9
1/20	SACRAMENTO L 86-88	9-1	1-5	10-6	Parker-24	Duncan-10	Parker-6
1/21	@Houston L102-105	9-1	1-6	10-7	Splitter-25	Leonard-11	Parker-13
1/23	@New Orleans W104-102	9-1	2-6	11-7	Duncan-28	Duncan-7	Parker-17 9
1/25	ATLANTA W105-83	10-1	2-6	12-7	Bonner-17 Blair-17	Duncan-11	Parker-7
1/27	@Minnesota L 79- 87	10-1	2-7	12-8	Parker-20	Duncan-10	Duncan-4
1/29	@Dallas L100-101(OT)	10-1	2-8	12-9	Duncan-10	Blair-9	Neal-7
1/30	@Memphis W 83- 73	10-1	3-8	13-9	Bonner-15	Leonard-10	Parker-12
<b>FEBRUARY RECORD: 10-1 (HOME: 3-0, ROAD: 7-1)</b>							
2/1	HOUSTON W 99- 91	11-1	3-8	14-9	Duncan-25	Bonner-10	Green-4 Parker-4
2/2	NEW ORLEANS W 93- 81	12-1	3-8	15-9	Duncan-19	Duncan-9	Parker-7
2/4	OKLA CITY W107- 96	13-1	3-8	16-9	Parker-42	Duncan-15	Parker-9
2/6	@Memphis W 89- 84	13-1	4-8	17-9	Parker-21	Duncan-11	Parker-7
2/8	@Philadelphia W100- 90	13-1	5-8	18-9	Parker-37	Duncan-17	Parker-8
2/11	@New Jersey W103- 89	13-1	6-8	19-9	Neal-18	Duncan-10	Duncan-5 Parker-5
2/14	@Detroit W 99- 95	13-1	7-8	20-9	Duncan-18	Duncan-13	Ginobili-7 Parker-7
2/15	@Toronto W113-106	13-1	8-8	21-9	Parker-34	Green-7	Parker-14
2/18	@L.A.C. W103-100(OT)	13-1	9-8	22-9	Parker-30	Duncan-17	Parker-10 7
2/20	@Utah W106-102	13-1	10-8	23-9	Parker-23	Leonard-8	Parker-11
2/21	@Portland L 97-137	13-1	10-9	23-10	Leonard-24	Leonard-10	Joseph-3 Jefferson-3 Neal-3
2/23	@Denver W114- 99	13-1	11-9	24-10	Blair-28	Blair-12	Parker-12
2/29	CHICAGO L 89- 96	13-2	11-9	24-11	Neal-21	Duncan-10	Parker-9
<b>MARCH RECORD: 12-3 (HOME: 8-2, ROAD: 4-1)</b>							
3/2	CHARLOTTE W102- 72	14-2	11-9	25-11	Parker-15	Blair-11	Parker-4
3/4	DENVER L 94- 99	14-3	11-9	25-12	Parker-25	Duncan-9	Parker-7
3/7	NEW YORK W118-105	15-3	11-9	26-12	Parker-32	Duncan-8	Ginobili-6 Parker-6
3/9	L.A. CLIPPERS L108-120	15-4	11-9	26-13	Ginobili-22	Bonner-6 Leonard-6	Ginobili-6
3/12	WASHINGTON W112- 97	16-4	11-9	27-13	Parker-31	Blair-12	Ginobili-7 Parker-7
3/14	ORLANDO W122-111	17-4	11-9	28-13	Parker-31	Duncan-13	Parker-12
3/16	@Oklahoma Cit W114-105	17-4	12-9	29-13	Parker-25	Duncan-19	Parker-7
3/17	@Dallas L 99-106	17-4	12-10	29-14	Green-17 Duncan-17	Splitter-6	Parker-11
3/21	MINNESOTA W116-100	18-4	12-10	30-14	Duncan-21	Duncan-15	Ginobili-8
3/23	DALLAS W104- 87	19-4	12-10	31-14	Green-18	Duncan-12	Ginobili-7 1
3/24	@New Orleans W 89- 86	19-4	13-10	32-14	Blair-23	Tied with-7	Parker-10
3/25	PHILADELPHIA W 93- 76	20-4	13-10	33-14	Parker-21	Leonard-10	Parker-7
3/27	@Phoenix W107-100	20-4	14-10	34-14	Duncan-26	Duncan-11	Parker-7
3/28	@Sacramento W117-112	20-4	15-10	35-14	Ginobili-20	Leonard-9	Parker-10
3/31	INDIANA W112-103	21-4	15-10	36-14	Duncan-23	Duncan-11	Ginobili-5 Parker-5
<b>APRIL RECORD: 14-2 (HOME: 7-1, ROAD: 7-1)</b>							
4/3	@Cleveland W125- 90	21-4	16-10	37-14	Mills-20	Duncan-8	Diaw-9
4/4	@Boston W 87- 86	21-4	17-10	38-14	Green-14	Duncan-16	Neal-4
4/6	NEW ORLEANS W128-103	22-4	17-10	39-14	Duncan-19	Jackson-7	Parker-6
4/8	UTAH W114-104	23-4	17-10	40-14	Parker-28	Duncan-16	Green-5
4/9	@Utah L 84- 91	23-4	17-11	40-15	Splitter-14 Neal-14	Blair-8	Neal-5
4/11	L.A. LAKERS L 84- 98	23-5	17-11	40-16	Green-22	Jackson-5 Leonard-5	Parker-8
4/12	MEMPHIS W107- 97	24-5	17-11	41-16	Duncan-28	Duncan-12	Parker-9
4/14	PHOENIX W105- 91	25-5	17-11	42-16	Duncan-19	Duncan-11	Parker-5
4/16	@Golden State W120- 99	25-5	18-11	43-16	Neal-17	Diaw-9	Neal-5
4/17	@L.A. Lakers W112- 91	25-5	19-11	44-16	Parker-29	Duncan-8 Bonner-8	Parker-13
4/18	@Sacramento W127-102	25-5	20-11	45-16	Splitter-17 Neal-17	Splitter-7	Parker-8
4/20	L.A. LAKERS W121- 97	26-5	20-11	46-16	Duncan-21	Duncan-8	Parker-10
4/22	CLEVELAND W114- 98	27-5	20-11	47-16	Ginobili-20	Tied with-7	Parker-9
4/23	PORTLAND W124- 89	28-5	20-11	48-16	Duncan-18 Green-18	Duncan-8	Diaw-6 Parker-6

# 2012-13 RECAP



**TIM DUNCAN**

## RECORD

58-24, First in Southwest Division

## HONORS

Tim Duncan, First Team All-NBA  
 Tony Parker, Second Team All-NBA  
 Tim Duncan, Second Team All-Defensive  
 Tim Duncan, NBA All-Star  
 Tony Parker, NBA All-Star

## PLAYOFFS

Defeated L.A. Lakers, First Round, 4-0  
 Defeated Golden St., Western Conference Semifinals, 4-2  
 Defeated Memphis, Western Conference Finals, 4-0  
 Lost to Miami Heat, NBA Finals, 3-4

## SPURS LEADERS

Scoring: Tony Parker 20.3 ppg  
 Rebounding: Tim Duncan 9.9 rpg  
 Assists: Tony Parker 7.6 apg

Head Coach: Gregg Popovich  
 Assistant Coaches: Mike Budenholzer, Brett Brown, Ime Udoka, Chip Engelland, Chad Forcier

## 2012-13 SEASON NOTES

- The Spurs extended their NBA-record of 50-or-more wins to 14 consecutive seasons with a 92-91 victory vs. Dallas on 3/13.
- San Antonio won its 21st road game of the season at Sacramento on Feb. 19, giving the Silver and Black 16 consecutive-seasons with a winning road record.
- Tim Duncan had one of the best seasons for a post player at 36 years old. The Big Fundamental averaged 17.8 points, his highest since 2009-10 when he averaged 16.6 and averaged 9.9 rebounds, which was his highest since 2009-10 when he pulled down 10.1 per game.
- Spurs Head Coach Gregg Popovich became the 12th coach in NBA history to reach the 900-win plateau with a 104-97 victory vs. Utah on March 22. He is also the second coach (Jerry Sloan, Utah - 1,127) in NBA history to win 900 games with one franchise.
- Tim Duncan supplanted Charles Barkley on 22nd on the NBA's all-time scoring list at L.A. Lakers on 4/14. He surpassed Shaquille O'Neal into 13th on the NBA's all-time career rebounding list vs. Utah on 3/22/13. The Big Fundamental surpassed Robert Parish into 23rd on the NBA's all-time scoring list at Golden State on 2/22/13. The former Demon Deacon surpassed Tree Rollins into eighth on the NBA's all-time blocked shots list vs. Houston on 12/28/12.
- Tony Parker was the only player in the NBA to average at least 20.0 points and 7.0 assists while shooting over 50.0 percent from the field and 80.0 percent from the free throw line. He led all guards in the NBA in shooting percentage.

-----			-FIELD GOALS-			-3-POINT FG--			-FREE THROWS-			--REBOUNDS--											
PLAYER	G	GS	MIN	FG	FGA	PCT	FG	FGA	PCT	FT	FTA	PCT	OFF	DEF	TOT	AST	PF	DQ	STL	TO	BLK	PTS	AVG
Parker	66	66	2174	519	995	.522	24	68	.353	279	330	.845	18	180	198	499	92	0	54	170	6	1341	20.3
Duncan	69	69	2078	490	976	.502	2	7	.286	245	300	.817	124	562	686	184	117	0	50	147	183	1227	17.8
Leonard	58	57	1810	260	526	.494	65	174	.374	104	126	.825	63	283	346	93	99	0	97	62	32	689	11.9
Ginobili	60	0	1393	229	539	.425	83	235	.353	164	206	.796	30	171	201	274	114	0	80	132	13	705	11.8
Green	80	80	2201	297	663	.448	177	413	.429	67	79	.848	36	208	244	141	124	0	92	94	54	838	10.5
Splitter	81	58	1997	315	563	.560	0	2	.000	208	285	.730	144	371	515	130	161	2	63	100	64	838	10.3
Neal	68	17	1484	246	597	.412	89	251	.355	64	74	.865	13	130	143	129	93	0	30	69	2	645	9.5
Jackson	55	6	1075	123	330	.373	46	170	.271	49	70	.700	22	133	155	80	89	0	37	77	14	341	6.2
Diaw	75	20	1709	179	332	.539	30	78	.385	47	65	.723	66	188	254	180	143	0	52	84	27	435	5.8
Blair	61	16	851	142	271	.524	0	1	.000	44	70	.629	66	164	230	45	112	0	37	49	10	328	5.4
Mills	58	2	656	113	241	.469	52	130	.400	16	19	.842	9	41	50	62	55	0	26	39	4	294	5.1
Joseph	28	9	388	51	110	.464	6	21	.286	18	21	.857	12	40	52	53	25	1	15	21	4	126	4.5
Bonner	68	4	909	112	230	.487	53	120	.442	11	15	.733	25	104	129	36	86	0	17	16	19	288	4.2
De Colo	72	6	920	105	241	.436	31	82	.378	35	44	.795	23	115	138	138	87	0	41	81	6	276	3.8
Anderson	10	0	94	11	25	.440	5	11	.455	7	9	.778	3	11	14	9	7	0	3	7	2	34	3.4
Baynes	16	0	141	18	36	.500	0	1	.000	7	12	.583	12	20	32	5	23	0	1	11	6	43	2.7
SPURS	82	-	19880	3210	6675	.481	663	1764	.376	1365	1725	.791	666	2721	3387	2058	1427	3	695	1206	446	8448	103.0
OPPONENTS	82	-	19880	3079	6960	.442	519	1471	.353	1246	1639	.760	912	2577	3489	1756	1565	2	675	1221	405	7923	96.6

## 58-24 (FIRST IN SOUTHWEST DIVISION)

Date	Opponent	Team/Opp	Home	Road	Total	High Scoring	High Rebounds	High Assists	Opponent Scoring	Atten.
Oct 31	@New Orleans	W 99- 95	0-0	1-0	1-0	Duncan-24	Duncan-11	Diaw-6	Davis-21	15,358
Nov 1	OKLAHOMA CITY	W 86- 84	1-0	1-0	2-0	Duncan-20	Duncan-8	Parker-11	Durant-23	18,581
Nov 3	UTAH	W110-100	2-0	1-0	3-0	Parker-24	Duncan-11	Parker-10	Mo Williams-29	18,581
Nov 5	INDIANA	W101- 79	3-0	1-0	4-0	Neal-17	Duncan-11	Griffin-7	Hill-15	17,158
Nov 7	@L.A. Clipper	L 84-106	3-0	1-1	4-1	Green-12	Blair-7	Blair-7	Griffin-22	19,060
Nov 9	@Sacramento	W 97- 86	3-0	2-1	5-1	Duncan-23	Duncan-12	Parker-6	Thornton-17	13,505
Nov 10	@Portland	W112-109	3-0	3-1	6-1	Neal-27	Duncan-9	Griffin-4	Batum-33	20,447
Nov 13	@L.A. Lakers	W 84- 82	3-0	4-1	7-1	Parker-19	Duncan-9	Miller-4	Bryant-28	18,997
Nov 15	NEW YORK	L100-104	3-1	4-1	7-2	Parker-19	Duncan-14	Parker-12	Felton-25	18,581
Nov 17	DENVER	W126-100	4-1	4-1	8-2	Griffin-11-20	Jackson-9	Parker-6	Gallinari-15	18,581
Nov 19	L.A. CLIPPERS	L 87- 92	4-2	4-1	8-3	Duncan-25	Duncan-14	Parker-6	Paul-19	17,920
Nov 21	@Boston	W112-100	4-2	5-1	9-3	Parker-26	Duncan-15	Parker-6	Rondo-22	18,624
Nov 23	@Indiana	W104- 97	4-2	6-1	10-3	Parker-33	Duncan-17	Parker-10	West-22	17,082
Nov 25	@Toronto	W111-106(2OT)	4-2	7-1	11-3	Parker-32	Green-9	Duncan-6	DeRozan-29	19,800
Nov 26	@Washington	W118- 92	4-2	8-1	12-3	Diaw-16	Splitter-12	Splitter-7	Crawford-19	13,879
Nov 28	@Orlando	W110- 89	4-2	9-1	13-3	Griffin-11-20	Blair-7	Griffin-7	Affalo-16	17,271
Nov 29	@Miami	L100-105	4-2	9-2	13-4	Neal-20	Bonner-10	Neal-7	James-23	19,703
Dec 1	MEMPHIS	W 99- 95(OT)	5-2	9-2	14-4	Parker-30	Duncan-15	Griffin-6	Gasol-20	18,581
Dec 5	MILWAUKEE	W110- 99	6-2	9-2	15-4	Parker-22	Bonner-12	Parker-10	Ellis-21	18,349
Dec 7	HOUSTON	W114- 92	7-2	9-2	16-4	Parker-17	Duncan-12	Parker-7	Harden-29	18,581
Dec 8	@Charlotte	W132-102	7-2	10-2	17-4	Green-23	De Colo-8	Parker-9	Walker-23	17,321
Dec 10	@Houston	W134-126(OT)	7-2	11-2	18-4	Neal-29	Duncan-13	Parker-12	Lin-38	13,959
Dec 12	@Utah	L 96- 99	7-2	11-3	18-5	Duncan-22	Duncan-21	Parker-7	Millap-24	18,710
Dec 13	@Portland	L 90- 98	7-2	11-4	18-6	Parker-21	Duncan-12	Parker-8	Lillard-29	19,118
Dec 15	BOSTON	W103- 88	8-2	11-4	19-6	Parker-22	Duncan-12	Parker-8	Pierce-18	18,759
Dec 17	@Oklahoma Cit	L 93-107	8-2	11-5	19-7	De Colo-14	Blair-6	Parker-7	Terry-18	18,203
Dec 18	@Denver	L106-112	8-2	11-6	19-8	Duncan-31	Duncan-18	Duncan-6	Gallinari-28	17,092
Dec 21	NEW ORLEANS	W 99- 94	9-2	11-6	20-8	Parker-25	Duncan-10	Griffin-7	Davis-18	17,943
Dec 23	DALLAS	W102- 91	11-2	11-6	21-8	Green-25	Leonard-10	Griffin-9	Collinson-15	18,581
Dec 26	TORONTO	W100- 80	11-2	11-6	22-8	Duncan-15	Leonard-10	Parker-7	Johnson-12	18,581
Dec 28	HOUSTON	W122-116	12-2	11-6	23-8	Parker-31	Splitter-6	Parker-10	Harden-33	18,581
Dec 30	@Dallas	W111- 86	12-2	12-6	24-8	Parker-21	Duncan-10	Parker-9	Collinson-19	19,928
Dec 31	BROOKLYN	W103- 73	13-2	12-6	25-8	Parker-25	Green-6	Parker-6	Beasley-25	18,581
Jan 2	@Milwaukee	W117-110	13-2	13-6	26-8	Duncan-28	Duncan-13	Parker-11	Jennings-31	15,084
Jan 3	@New York	L 83-100	13-2	13-7	26-9	Neal-12	Duncan-6	Parker-6	Anthony-23	19,033
Jan 5	PHILADELPHIA	W109- 86	14-2	13-7	27-9	Parker-20	Splitter-10	Parker-4	Haves-22	18,581
Jan 7	@New Orleans	L 88- 95	14-2	13-8	27-10	Griffin-11-21	Duncan-8	Griffin-4	Gordon-24	11,599
Jan 9	L.A. LAKERS	W108-105	15-2	13-8	28-10	Parker-24	Splitter-14	Parker-6	Bryant-27	18,581
Jan 11	@Memphis	L 98-101(OT)	15-2	13-9	28-11	Parker-30	Duncan-15	Griffin-5	Gay-23	17,685
Jan 13	MINNESOTA	W106- 88	16-2	13-9	29-11	Parker-20	Duncan-9	Parker-6	Barea-15	18,144
Jan 16	MEMPHIS	W103- 82	17-2	13-9	30-11	Duncan-19	Splitter-9	Parker-11	Gay-17	18,581
Jan 18	GOLDEN STATE	W 95- 88	18-2	13-9	31-11	Parker-25	Green-6	Parker-10	Parker-8	18,581
Jan 19	@Atlanta	W 98- 93	18-2	14-9	32-11	Parker-23	Blair-7	Parker-12	Smith-21	18,255
Jan 21	@Philadelphia	W 90- 85	18-2	15-9	33-11	Duncan-24	Duncan-17	Parker-8	Turner-18	15,346
Jan 23	NEW ORLEANS	W106-102	19-2	15-9	34-11	Splitter-25	Green-7	Parker-13	Gordon-17	17,511
Jan 25	@Dallas	W113-107	19-2	16-9	35-11	Parker-23	Splitter-12	Parker-10	Beaubois-19	19,884
Jan 26	PHOENIX	W108- 99	20-2	16-9	36-11	Parker-31	Splitter-8	Parker-7	Beasley-25	18,581
Jan 30	CHARLOTTE	W102- 78	21-2	16-9	37-11	Parker-22	Baynes-9	Parker-7	Sessions-20	18,581
Feb 2	WASHINGTON	W 96- 86	22-2	16-9	38-11	Parker-28	Leonard-11	Parker-12	Wall-21	18,581
Feb 6	@Minnesota	W104- 94	22-2	17-9	39-11	Parker-31	Leonard-10	Parker-8	Perkins-15	15,224
Feb 8	@Detroit	L109-119	22-2	17-10	39-12	Parker-31	Blair-10	Parker-8	Monroe-26	16,267
Feb 10	@Brooklyn	W111- 86	22-2	18-10	40-12	Parker-29	Splitter-9	Parker-11	J. Johnson-19	17,014
Feb 11	@Chicago	W103- 89	22-2	19-10	41-12	Leonard-26	Green-6	De Colo-7	Robinson-20	21,955
Feb 13	@Cleveland	W 96- 95	22-2	20-10	42-12	Parker-30	Leonard-10	Parker-7	Waivers-20	14,462
Feb 19	@Sacramento	W108-102	22-2	21-10	43-12	Parker-30	Duncan-14	Parker-11	Thomas-22	16,940
Feb 21	@L.A. Clipper	W116- 90	22-2	22-10	44-12	Parker-31	Duncan-5	Green-7	Barnes-18	19,343
Feb 22	@Golden State	L101-107(OT)	22-2	22-11	44-13	Green-20	Duncan-13	Duncan-3	Jack-30	19,596
Feb 24	@Phoenix	W 97- 87	22-2	23-11	45-13	Leonard-16	Leonard-9	Griffin-6	Gortat-21	14,923
Feb 27	PHOENIX	L101-105(OT)	22-3	23-11	45-14	Parker-22	Duncan-11	Parker-8	O'Neal-22	17,573
Mar 1	SACRAMENTO	W103-102	23-3	23-11	46-14	Blair-16	Splitter-11	Griffin-15	Thornton-25	18,581
Mar 3	DETROIT	W114- 75	24-3	23-11	47-14	Griffin-17	Duncan-6	Duncan-6	Monroe-16	18,581
Mar 6	CHICAGO	W101- 83	25-3	23-11	48-14	Duncan-18	Duncan-10	Griffin-9	Belinelli-21	18,581
Mar 8	PORTLAND	L106-136	25-4	23-11	48-15	Duncan-18	Duncan-8	Tied with-3	Lillard-35	18,581
Mar 11	OKLAHOMA CITY	W105- 93	26-4	23-11	49-15	Splitter-21	Splitter-10	Neal-6	Durant-26	18,581
Mar 12	@Minnesota	L 83-107	26-4	23-12	49-16	Joseph-15	Splitter-11	Miller-6	Rubio-21	14,219
Mar 14	DALLAS	W 92- 91	27-4	23-12	50-16	Parker-28	Duncan-19	Griffin-9	Griffin-9	18,581
Mar 16	CLEVELAND	W119-113	28-4	23-12	51-16	Duncan-30	Leonard-13	Griffin-10	Ellington-21	18,581
Mar 20	GOLDEN STATE	W104- 93	29-4	23-12	52-16	Duncan-25	Duncan-13	Griffin-11	Curry-24	17,751
Mar 22	UTAH	W104- 97(OT)	30-4	23-12	53-16	Parker-22	Duncan-16	Duncan-5	Mo Williams-23	18,581
Mar 24	@Houston	L 95- 96	30-4	23-13	53-17	Parker-23	Duncan-7	Parker-7	Harden-29	18,245
Mar 27	DENVER	W100- 99	31-4	23-13	54-17	Duncan-23	Duncan-14	Parker-11	McGee-21	18,581
Mar 29	L.A. CLIPPERS	W104-102	32-4	23-13	55-17	Duncan-34	Duncan-11	Parker-8	Griffin-18	18,581
Mar 31	MIAMI	L 86- 88	32-5	23-13	55-18	Duncan-17	Duncan-12	Parker-8	Boeh-23	18,581
Apr 1	@Memphis	L 90- 92	32-5	23-14	55-19	Parker-25	Splitter-11	Blair-4	Conley-23	16,642
Apr 3	ORLANDO	W 98- 84	33-5	23-14	56-19	Green-20	Splitter-9	De Colo-6	Harkless-18	18,581
Apr 4	@Oklahoma Cit	L 88-100	33-5	23-15	56-20	Duncan-24	Leonard-14	Leonard-6	Westbrook-27	18,203
Apr 6	ATLANTA	W 99- 97	34-5	23-15	57-20	Duncan-31	Duncan-14	Leonard-4	Jenkins-23	18,581
Apr 10	@Denver	L 86- 96	34-5	23-16	57-21	Leonard-17	Leonard-11	Tied with-4	Chandler-29	16,651
Apr 12	SACRAMENTO	W108-101	35-5	23-16	58-21	Parker-22	Splitter-12	Parker-10	Cousins-19	18,581
Apr 14	@L.A. Lakers	L 86- 91	35-5	23-17	58-22	Duncan-23	Duncan-10	Parker-8	Howard-26	18,997
Apr 15	@Golden State	L106-116	35-5	23-18	58-23	Neal-25	Splitter-7	De Colo-9	Curry-35	19,596
Apr 17	MINNESOTA	L 95-108	35-6	23-18	58-24	Duncan-17	Duncan-14	Parker-8	Williams-21	18,581





# 2014-15 RECAP



MARCO BELINELLI

## RECORD

55-27, Third in Southwest Division

## HONORS

Kawhi Leonard, Defensive Player of the Year

Tim Duncan, Third Team All-NBA

Kawhi Leonard, First Team

All-Defensive

Kawhi Leonard, First Team

All-Defensive

Tim Duncan, NBA All-Star

## PLAYOFFS

Lost to LA Clippers, First Round, 3-4

## SPURS LEADERS

Scoring: Kawhi Leonard 16.5 ppg

Rebounding: Tim Duncan 9.1 rpg

Assists: Tony Parker 4.9 apg

Head Coach: Gregg Popovich

Assistant Coaches: Ettore Messina, Jim Boylen, Ime Udoka,

Chip Engelland, Chad Forcier, Becky Hammon

## 2014-15 SEASON NOTES

• The Spurs finished the 2014-15 season with a 55-27 record, extending their NBA-record streak of 50-win seasons to 16. Additionally, the Spurs eclipsed the 55-win mark for the 18th time in franchise history, trailing only the Los Angeles Lakers (20) for the most 55-win seasons in NBA history.

• The trio of Tim Duncan, Tony Parker and Manu Ginobili set a new record for most career games played by a trio in NBA history, playing their 730th contest together at Oklahoma City on 4/7/15 and passing the Boston Celtics group of Larry Bird, Robert Parish and Kevin McHale. The Spurs "Big Three" have been teammates since the 2002-03 season and have played in 734 total games together, while their 539 career wins together stands as second-most in league history.

• Spurs head coach Gregg Popovich became the ninth coach in NBA history to record 1,000 career wins. Popovich is now the second coach all-time to record 1,000 wins with one franchise (Jerry Sloan), and the third-fastest coach to 1,000 victories (Phil Jackson, Pat Riley). Popovich also became the fifth coach in history to record 1,000 wins and an NBA Championship, and the third to capture 1,000 wins and five titles.

• The Spurs finished the regular season by winning 21 of the final 24 games overall, as well as winning 21 of their final 23 home games. The Silver and Black went on a season-high 11-game winning streak before dropping their final game at New Orleans on 4/15. San Antonio finished 18-4 after returning from their annual 'Rodeo Road Trip' that included nine-straight road games (2/8 to 2/28) with 8,084 total miles of travel.

• The Silver and Black were one of only two teams in the NBA that ranked in the Top 10 in the league in both offensive and defensive points-per-game (Atlanta). San Antonio ranked seventh in points-per-game (103.2), while they were third in opposing point-per-game (97.0). The Spurs held their opponents under 100 PPG for an NBA-record 20th straight season.

Through April 15 (55-27)

SAN ANTONIO SPURS

2014-2015 REGULAR SEASON STATISTICS




PLAYER	--FIELD GOALS--					--3-POINT FG--			--FREE THROWS--			--REBOUNDS--					PF	DQ	STL	TO	BLK	PTS	AVG
	G	GS	MIN	FG	FGA	PCT	FG	FGA	PCT	FT	FTA	PCT	OFF	DEF	TOT	AST							
Leonard	64	64	2033	394	822	.479	67	192	.349	202	252	.802	85	376	461	161	128	0	148	97	48	1057	16.5
Farker	68	68	1953	404	832	.486	38	89	.427	130	166	.783	35	114	129	335	108	0	44	146	2	376	14.4
Duncan	77	77	2227	419	819	.512	2	7	.286	230	311	.740	170	534	704	230	165	0	63	131	151	1070	13.9
D. Green	81	80	2312	322	738	.436	191	457	.418	111	127	.874	54	289	343	158	163	0	101	93	87	946	11.7
Ginobili	70	0	1587	251	589	.426	89	258	.345	147	204	.721	28	183	211	293	138	0	67	154	20	738	10.5
Belinelli	62	9	1388	199	470	.423	86	230	.374	84	99	.848	26	131	157	94	85	0	31	61	3	568	9.2
Diaw	81	15	1984	291	632	.460	54	169	.320	72	93	.774	78	270	348	233	148	0	36	126	23	708	8.7
Splitter	52	35	1030	169	303	.558	0	---	90	120	1.750	91	161	252	78	103	0	35	60	37	428	8.2	
Mills	51	0	801	128	336	.381	62	182	.341	33	40	.825	21	54	75	87	58	0	28	35	2	351	6.9
Joseph	79	14	1444	207	411	.504	16	44	.364	105	143	.734	44	148	192	188	105	0	46	67	17	535	6.8
Baynes	70	17	1122	185	327	.566	1	4	.250	90	104	.865	109	209	318	35	162	3	16	65	22	461	6.6
Daye	26	4	268	40	115	.348	19	57	.333	4	4	1.000	6	55	61	9	30	0	8	18	3	103	4.0
Bonner	72	19	935	94	230	.409	46	126	.365	30	37	.811	29	86	115	47	65	0	10	11	12	264	3.7
Ayres	51	0	383	55	95	.579	0	---	27	36	.750	37	80	117	14	60	0	8	26	8	137	2.7	
Anderson	33	8	258	31	89	.348	3	11	.273	9	14	.643	5	67	72	28	28	0	15	10	7	74	2.2
J. Green	4	0	35	4	7	.571	0	2	.000	0	0	---	3	3	6	0	6	0	0	2	2	8	2.0
Williams	20	0	105	15	39	.385	3	19	.158	4	4	1.000	5	12	17	10	12	0	1	2	0	37	1.9
SPURS	82	-	19955	3208	6854	.468	677	1847	.367	1368	1754	.780	806	2772	3578	2000	1564	3	657	1146	444	8461	103.2
OPPONENTS	82	-	19955	3044	6861	.444	558	1550	.360	1307	1754	.745	813	2643	3456	1699	1613	6	648	1167	362	7953	97.0


PLAYER	-- SINGLE GAME HIGHS --										-- AVERAGE PER GAME --										-- CAREER (C=SET, T=TIED THIS SEASON) --									
	MIN	REB	AST	ST	BLK	PTS	MIN	REB	AST	STL	TO	BLK	PTS	FG	FGA	FT	FTA	REB	AST	PTS	MIN	REB	AST	STL	TO	BLK	PTS			
Leonard	44	15	7	7	5	6	26	31.8	7.2	2.5	2.31	1.5	0.75	16.5	12	20C	10C	12C	16	7C	26T									
Farker	43	6	13	7	1	32	28.7	1.9	4.9	0.65	2.1	0.03	14.4	22	36	14	17	12	17	12	17	55								
Duncan	48	18	10	3	6	32	28.9	9.1	3.0	0.82	1.7	1.96	13.9	19	34	17	24	27	11	53										
D. Green	52	12	5	4	5	27	28.5	4.2	2.0	1.25	1.1	1.07	11.7	12	21C	9C	10C	12C	7	33										
Ginobili	41	8	13	3	6	4	28	22.7	3.0	4.2	0.96	2.2	0.29	10.5	16	27	18	19	15	15	48									
Belinelli	43	7	6	2	5	1	22	22.4	2.5	1.5	0.50	1.0	0.05	9.2	12	22	11	12	11	8	32									
Diaw	39	13	9	3	4	23	24.5	4.3	2.9	0.44	1.6	0.28	8.7	15	24	10	10	16	16	31										
Splitter	31	14	4	3	4	23	19.8	4.8	1.5	0.67	1.2	0.71	8.2	11	14C	9	12	14T	7	26										
Mills	29	5	2	5	1	19	15.7	1.5	1.7	0.55	0.7	0.04	6.9	14	26	8	9	10	12	34										
Joseph	43	8	7	4	4	20	18.3	2.4	2.4	0.58	0.8	0.22	6.8	9C	15C	7T	9C	8C	9	20C										
Baynes	32	12	3	1	4	2	18	16.0	4.5	0.5	0.23	0.9	0.31	6.6	7	12C	9C	9C	12C	3T	18C									
Daye	36	11	3	3	2	22	10.3	2.3	0.3	0.31	0.7	0.12	4.0	10	18	6	8	11T	5	28										
Bonner	32	8	3	2	4	18	13.0	1.6	0.7	0.14	0.2	0.17	3.7	10	17	8C	8T	17	5	28										
Ayres	23	8	2	2	3	16	7.5	2.3	0.3	0.16	0.5	0.16	2.7	11	15	6C	7C	14	4	23										
Anderson	34	9	4	3	2	15	10.9	2.2	0.8	0.45	0.3	0.21	2.2	6C	8C	3C	5C	9C	4C	15C										
J. Green	15	3	0	1	2	8	6.2	1.5	0.0	0.00	0.5	0.50	2.0	6	11	2	2	8	1	13										
Williams	12	4	2	1	1	8	5.3	0.9	0.5	0.05	0.1	0.00	1.9	12	22	9	10	9	8	31										
SPURS	315	60	38	15	11	130	243.4	43.6	24.4	8.01	14.0	5.41	103.2	68	127	45	57	75	50	171										
OPPONENTS	315	58	29	15	25	129	243.4	42.1	20.7	7.90	14.2	4.41	97.0	68	130	46	58	77	51	166										



## 55-27 (THIRD IN SOUTHWEST DIVISION)

Date	Opponent	Team/Opp	Home	Road	Total	High Scoring	High Rebounds	High Assists	Opponent	Scoring	Atten.
Oct 28	DALLAS	W101-100	1-0	0-0	1-0	Parker-23	Duncan-13	Diaw-6	Ellis-26		19,615
Oct 31	@Phoenix	L 89- 94	1-0	1-1	1-1	Parker-19	Duncan-9	Parker-6	Thomas-23		15,050
Nov 5	ATLANTA	W 94- 92	2-0	0-1	2-1	Duncan-17	Duncan-13	Parker-7	Millasp-17		18,581
Nov 6	@Houston	L 81- 98	2-0	0-2	2-2	Joseph-18	Leonard-5	Leonard-5	Howard-32		18,311
Nov 8	NEW ORLEANS	L 99-100	2-1	0-2	3-3	Parker-28	Leonard-14	Parker-4	Davis-27		18,581
Nov 10	BLA. Clipper	W 89- 85	2-1	1-2	3-3	Leonard-26	Duncan-11	Parker-5	Griffin-23		19,313
Nov 11	Golden State	W113-100	2-1	2-2	4-3	Parker-28	Duncan-11	Parker-7	Thompson-29		19,596
Nov 14	BLA. Lakers	W 93- 80	2-1	3-2	5-3	Joseph-14	Duncan-11	Parker-9	Boocer-19		18,997
Nov 15	@Sacramento	L 91- 94	2-1	3-3	5-4	Ginobili-21	Duncan-8	Parker-6	Cousins-25		17,317
Nov 17	PHILADELPHIA	W100- 75	3-1	3-3	6-4	Bonner-18	Leonard-11	Parker-5	Carter-Williams-1618,581		
Nov 19	@Cleveland	W 92- 90	3-1	4-3	7-4	Diaw-19	Leonard-10	Diaw-7	Varejao-23		20,562
Nov 21	@Minnesota	W121- 92	3-1	5-3	8-4	Duncan-19	Duncan-10	Daye-11	Bennett-20		12,414
Nov 22	BROOKLYN	W 99- 87	4-1	5-3	9-4	Parker-22	Duncan-10	Parker-7	Williams-24		18,581
Nov 26	INDIANA	W106-100	5-1	5-3	10-4	Ginobili-28	Leonard-13	Parker-6	Stuckey-22		18,581
Nov 28	SACRAMENTO	W112-104	6-1	5-3	11-4	Parker-27	Duncan-8	Ginobili-8	Gay-23		18,581
Nov 30	@Boston	W111- 89	6-1	6-3	12-4	D. Green-18	Duncan-8	Parker-9	Green-16		17,121
Dec 1	@Philadelphia	W109-103	6-1	7-3	13-4	Leonard-26	Leonard-10	Joseph-6	Carter-Williams-2412,843		
Dec 3	Brooklyn	L 93- 95(OT)	6-1	7-4	13-5	D. Green-20	Duncan-17	Parker-6	Teletovic-26		15,989
Dec 5	@Memphis	W107-101	6-1	8-4	14-5	Ginobili-17	Duncan-10	Duncan-10	Gasol-28		18,119
Dec 6	MINNESOTA	W123-101	7-1	8-4	15-5	Bellinelli-20	Duncan-14	Bellinelli-6	LaVine-22		18,581
Dec 9	Utah	L 96-100	7-1	8-5	15-6	Duncan-23	Duncan-14	Ginobili-8	Favova-21		18,382
Dec 10	NEW YORK	W109- 95	8-1	8-5	16-6	Belinelli-22	Duncan-10	Joseph-6	Haynes-43		18,581
Dec 12	L.A. LAKERS	L110-112(OT)	8-2	8-5	16-7	Duncan-19	Duncan-18	Joseph-5	Young-29		18,581
Dec 14	@Denver	W 99- 91	8-2	9-5	17-7	Leonard-18	Duncan-9	Ginobili-6	Afflalo-31		16,544
Dec 15	@Portland	L 95-108	8-2	9-6	17-8	Leonard-21	Leonard-9	Diaw-9	Lillard-23		19,441
Dec 17	MEMPHIS	L116-117(3OT)	8-3	9-6	17-9	D. Green-25	Duncan-16	Ginobili-8	Gasol-26		18,581
Dec 19	PORTLAND	L119-129(3OT)	8-4	9-6	17-10	Duncan-32	D. Green-10	Joseph-7	Lillard-43		18,581
Dec 20	@Dallas	L 93- 99	8-4	9-7	17-11	Bellinelli-21	Baynes-10	Diaw-4	Ellis-38		20,504
Dec 22	L.A. CLIPPERS	W125-118	9-4	9-7	18-11	Parker-26	Duncan-12	Ginobili-10	Paul-25		18,581
Dec 25	OKLAHOMA CITY	L106-114	9-5	9-7	18-12	Bonner-17	Ginobili-13	Ginobili-13	Westbrook-34		18,581
Dec 26	@New Orleans	L 90- 97	9-5	9-8	18-13	Joseph-20	Duncan-20	Joseph-5	Davis-22		18,376
Dec 28	HOUSTON	W110-106	10-5	9-8	19-13	D. Green-24	Duncan-8	Joseph-4	Anderson-22		18,581
Dec 30	@Memphis	L 87- 95	10-5	9-9	19-14	Joseph-18	Duncan-10	Joseph-3	Harden-28		18,581
Dec 31	NEW ORLEANS	W 95- 93(OT)	11-5	9-9	20-14	Ginobili-26	Duncan-10	Diaw-5	Davis-21		18,581
Jan 3	WASHINGTON	W101- 92	12-3	9-9	21-14	Joseph-19	Duncan-9	Duncan-9	Beal-13		18,381
Jan 6	DETROIT	L104-105	12-6	9-9	21-15	Ayres-16	Duncan-7	Duncan-7	Wall-15		18,581
Jan 9	PHOENIX	W100- 95	13-6	9-9	22-15	D. Green-20	Splitter-7	Splitter-14	Drummond-20		18,581
Jan 10	@Minnesota	W108- 93	13-6	10-9	23-15	Daye-22	Daye-10	Joseph-5	Tucker-19		18,581
Jan 13	@Washington	L 93-101	13-6	10-10	23-16	Parker-14	Duncan-12	Joseph-5	Diaw-19		17,871
Jan 14	@Charlotte	W 98- 93	13-6	11-10	24-16	Ginobili-27	Duncan-10	Ginobili-5	LaVine-19		17,871
Jan 16	PORTLAND	W110- 96	14-6	11-10	25-16	Leonard-20	Duncan-12	Joseph-5	Walker-28		17,309
Jan 18	UTAH	W 89- 69	15-6	11-10	26-16	Splitter-14	Baynes-11	Tied with-4	Aldridge-24		18,581
Jan 20	@Denver	W109- 99	15-6	12-10	27-16	Parker-18	Leonard-15	Leonard-15	Faried-26		14,434
Jan 22	@Chicago	L 81-104	15-6	12-11	27-17	Leonard-16	Duncan-7	Miller-4	Rose-22		21,648
Jan 23	L.A. LAKERS	W 99- 85	16-6	12-11	28-17	Parker-17	Leonard-14	Splitter-7	Young-17		18,581
Jan 25	MILWAUKEE	W101- 95	17-6	12-11	29-17	Duncan-20	Parker-5	Parker-5	Midleton-21		18,581
Jan 28	CHARLOTTE	W 95- 86	18-6	12-11	30-17	Parker-17	Duncan-14	Duncan-14	Henderson-18		18,581
Jan 31	L.A. CLIPPERS	L 85-105	18-7	12-11	30-18	Leonard-24	Duncan-8	Parker-8	Griffin-31		18,581
Feb 4	ORLANDO	W110-103	19-7	12-11	31-18	Duncan-26	Duncan-10	Ginobili-10	Turner-17		18,581
Feb 6	MIAMI	W 98- 85	20-7	12-11	32-18	Leonard-24	Duncan-12	Ginobili-9	Johnson-18		18,581
Feb 8	@Toronto	L 82- 87	20-7	12-12	32-19	Duncan-12	Duncan-12	Duncan-5	J. Johnson-20		19,800
Feb 9	@Indiana	W 95- 93	20-7	13-12	33-19	Parker-19	D. Green-12	D. Green-12	Stuckey-18		16,691
Feb 11	@Detroit	W104- 87	20-7	14-12	34-19	D. Green-19	D. Green-8	Parker-6	Augustin-22		14,617
Feb 19	BLA. Clipper	L115-119	20-7	14-13	34-20	Duncan-30	D. Green-8	Parker-13	Jordan-26		19,358
Feb 20	@Golden State	L 99-110	20-7	14-14	34-21	Leonard-12	Baynes-10	Parker-6	Crawford-26		19,596
Feb 23	@Utah	L 81- 90	20-7	14-15	34-22	Duncan-14	Duncan-10	Parker-4	Burke-23		18,782
Feb 25	@Portland	L 95-111	20-7	14-16	34-23	Duncan-20	Leonard-8	Parker-4	Mathews-31		19,650
Feb 27	@Sacramento	W107- 96	20-7	15-16	35-23	Parker-19	Splitter-9	Leonard-5	McLemore-21		17,317
Feb 28	@Phoenix	W101- 74	20-7	16-16	36-23	Parker-19	Leonard-10	Ginobili-7	Mar. Morris-19		18,055
Mar 4	SACRAMENTO	W112- 85	21-7	16-16	37-23	Leonard-21	Ayres-7	Duncan-4	Cousins-14		18,581
Mar 6	DENVER	W120-111	22-7	16-16	38-23	Leonard-25	Leonard-8	Parker-7	Lawson-23		18,581
Mar 8	CHICAGO	W116-103	23-7	16-16	39-23	Parker-32	Leonard-8	Duncan-3	Gosly-23		18,581
Mar 10	TORONTO	W117-107	24-7	16-16	40-23	Leonard-24	Duncan-13	Parker-9	Lowry-32		18,581
Mar 12	CLEVELAND	L125-128(OT)	24-8	16-16	40-24	Parker-21	Duncan-8	Duncan-8	Irving-27		18,581
Mar 15	MINNESOTA	W123- 97	25-8	16-16	41-24	Leonard-15	Diaw-8	Parker-8	Martin-19		18,581
Mar 17	@New York	L100-104(OT)	25-8	16-17	41-25	Parker-21	Splitter-13	Parker-6	Galloway-22		19,812
Mar 18	MILWAUKEE	W114-103	25-8	17-17	42-25	D. Green-20	Duncan-7	Duncan-7	Antetokumbo-19		14,831
Mar 20	BOSTON	W101- 89	26-8	17-17	43-25	Leonard-22	Leonard-10	Parker-7	Turner-17		18,581
Mar 22	Atlanta	W114- 95	26-8	18-17	44-25	Splitter-23	Leonard-10	Leonard-7	Millasp-22		19,193
Mar 24	@Dallas	L 94-101	26-8	18-18	44-26	Leonard-19	Leonard-9	Tied with-3	Ellis-38		20,328
Mar 25	OKLAHOMA CITY	W130- 91	27-8	18-18	45-26	Parker-21	Ayres-8	Parker-6	Kanter-18		18,581
Mar 27	DALLAS	W 94- 76	28-8	18-18	46-26	Diaw-19	Duncan-13	Ginobili-6	Westbrook-16		18,581
Mar 29	MEMPHIS	W103- 89	29-8	18-18	47-26	Leonard-25	Leonard-10	Parker-6	Chandler-10		18,581
Mar 31	@Miami	W 95- 81	29-8	19-18	48-26	Leonard-22	Duncan-11	Parker-5	Randolph-20		18,581
Apr 1	@Orlando	W103- 91	29-8	20-16	49-26	Baynes-18	Leonard-7	Parker-4	G. Dragic-19		20,047
Apr 3	DENVER	W123- 93	30-8	20-18	50-26	D. Green-21	Leonard-7	Joseph-7	Oldipo-24		17,229
Apr 5	GOLDEN STATE	W107- 92	31-8	20-18	51-26	Leonard-26	Duncan-7	Duncan-7	Diaw-4		18,581
Apr 7	OKlahoma Cit	W113- 88	31-8	21-18	52-26	Leonard-26	Duncan-9	Parker-5	Westbrook-17		18,203
Apr 8	HOUSTON	W110- 98	32-8	21-18	53-26	Parker-27	Baynes-12	Joseph-5	Harden-22		18,581
Apr 10	@Houston	W104-103	32-8	22-18	54-26	Duncan-29	Duncan-10	D. Green-4	Smith-20		18,457
Apr 12	PHOENIX	W107- 91	33-8	22-18	55-26	Duncan-22	Duncan-10	Parker-5	Green-23		18,581
Apr 15	@New Orleans	L103-108	33-8	22-19	55-27	Parker-23	Duncan-10	Duncan-6	Davis-31		18,524





FORMER  
SPURS




# SPURS RETIRED JERSEYS

During the last 40 seasons over 300 players have stepped on the court for the San Antonio Spurs ... during this time the franchise has recognized seven players with the highest honor a team can give, a retired jersey ... here is a look at the seven Spurs who have had their numbers retired.




## #13 JAMES SILAS

Moved to San Antonio in the summer of 1973 when the Dallas Chaparrals became the San Antonio Spurs ... in eight seasons with the Spurs, appeared in 540 regular season games, averaging 17.1 points, 4.0 assists and 3.0 rebounds ... enjoyed his best season during the 1975-76 campaign when he averaged 23.8 points, 5.4 assists, 4.0 rebounds and 1.85 steals while appearing in all 84 games ... was named an ABA All-Star in both 1975 and 1976 ... injuries hit in the middle of his career ... suffered a broken ankle in the 1976 ABA Playoffs ... then blew out a knee in November of 1976 ... was able to return from the injuries to string together three solid seasons with the Spurs before being traded to Cleveland on June 6, 1981 ... had his No. 13 retired on February 28, 1984.



## #44 GEORGE GERVIN

Spent 12 of his 14 seasons in professional basketball with the Spurs ... captured four NBA scoring titles (only two players in history have more: Michael Jordan and Wilt Chamberlain) ... appeared in 12 All-Star Games (named the MVP of the 1980 Game) ... holds the NBA record (along with Carmelo Anthony) for the most points in a quarter, exploding for 33 in the second quarter on April 9, 1978 in New Orleans ... inducted into the Naismith Memorial Basketball Hall of Fame on May 6, 1996 ... in his 14-year professional career appeared in a total of 1,060 regular season games, averaging 25.1 points, 5.3 rebounds and 2.6 assists per contest while shooting .504 from the field and .841 from the line ... scored a total of 26,595 points (which is the 13th highest combined ABA/NBA total in history) ... his No. 44 was retired on December 5, 1987.



## #00 JOHNNY MOORE

Spent nine seasons with the Spurs, averaging 9.4 points, 7.4 assists, 3.0 rebounds and 1.96 steals in 119 regular season games ... during the 1981-82 season led the NBA in assists, averaging 9.6 assists per contest (edging out Magic Johnson of the Lakers who averaged 9.5 assists) ... ranks second on the Spurs all-time assists list with 3,865 ... on December 26, 1985, was diagnosed with Desert Fever ... early on doctors said the disease would be fatal ... showing the same fight off the court as he did on it, he beat the disease ... returned to play three more seasons with the Spurs before retiring after the 1989-90 campaign ... his No. 00 was retired on March 20, 1998.



## #50 DAVID ROBINSON

Ended his 14-year career on June 15, 2003 with his second NBA Championship ... averaged 21.1 points, 10.6 rebounds and 3.00 blocks in 987 regular season games ... the Spurs all-time NBA leader in games played, points and blocked shots ... the NBA's MVP in 1995, the NBA Defensive Player of the Year in 1992 and the NBA Rookie of the Year in 1990 ... won the NBA's rebounding title (1991), blocked shots title (1992) and scoring title (1994) ... one of only 22 players to be named to 10 All-NBA Teams ... the only male basketball player in U.S. history to appear in three Olympic Games: Seoul (1988), Barcelona (1992), and Atlanta (1996) ... a gentleman on the court and an All-Star in the community, he was honored with the 2001 NBA Sportsmanship Award and the 2003 J. Walter Kennedy Award ... his No. 50 was retired on November 10, 2003 ... was inducted into the Naismith Memorial Hall of Fame on September 11, 2009.



## #32 SEAN ELLIOTT

Spent 11 of his 12 NBA seasons with the Spurs ... will always be remembered for the Memorial Day Miracle ... the Spurs trailed the Trail Blazers 85-83 with 12 seconds left when he caught an inbounds pass and literally tip-toed the out of bounds line while sinking a 24-foot three-pointer ... the victory propelled the Spurs to their first NBA Championship ... one month after the 1999 NBA Championship, announced that he would need a kidney transplant ... on July 21, 1999, received a kidney from his older brother, Noel ... eight months later - on March 14, 2000 - became the first NBA player to return to action after a major organ transplant ... in 11 seasons with the Spurs appeared in 669 regular season games, averaging 14.4 points, 4.4 rebounds and 2.5 assists ... a two-time NBA All-Star (1993 and 1996) ... his No. 32 was retired on March 6, 2005.



## #6 AVERY JOHNSON

Played 10 of his 16 NBA seasons in San Antonio ... one of five players to spend 10-or-more seasons with the Spurs (along with Tim Duncan, Sean Elliott, George Gervin and David Robinson) ... appeared in 644 regular season games with the Silver and Black, averaging 10.1 points, 6.9 assists, 2.0 rebounds and 1.11 steals in 31.1 minutes ... the Spurs all-time leader in assists, with 4,474 ... ranks among the team's all-time leaders in games (fifth), points (ninth with 6,486) and steals (sixth with 712) ... played a key role in the Spurs first NBA Championship ... averaged 12.6 points and 7.4 assists in the 1999 Playoffs ... with 47.0 seconds left in Game 5 of the Finals hit an 18-foot jumper, the final basket for either team, to give the Spurs a 78-77 win over the Knicks and clinch the 1999 NBA Championship ... won the 1998 NBA Sportsmanship Award ... appeared in 1,054 games in his NBA career ... known as the Little General, he and Calvin Murphy are the only players in NBA history under 6-feet tall to appear in over 1,000 NBA games ... his No. 6 was retired on December 22, 2007.



## #12 BRUCE BOWEN

Spent nine seasons (2001-09) in San Antonio and appeared in 630 games ... one of just eight players to appear in 600-plus games with the Spurs ... started in every game he played in for the Silver and Black, averaging 6.4 points, 3.0 rebounds and 1.3 assists in 31.2 minutes ... earned eight All-Defensive selections and was a part of three NBA Championships (2003, 2005, 2007) ... became the seventh Spur to have jersey retired ... the Spurs honored Bowen on March 21, 2012 by retiring his No. 12 jersey.

# FORMER SPURS STATISTICS

## AHEARN, BLAKE # 19

How Obtained: Signed as free agent, 11/16/08  
How Departed: Waived, 12/15/08

6-2 G Missouri State '07

5/27/84

NBA (1 Year)		3-POINT															
YEAR	GP	MIN	FGM-FGA	PCT	FGM-FGA	PCT	FTM-FTA	PCT	REBS	AVG	AST	PF-DQ	STL	TO	BLK	PTS	AVG
08-09	3	19	2-6	.333	2-4	.500	2-2	1.000	1	0.3	2	3-0	1	1	0	8	2.7

## ALEXANDER, CORY # 1

How Obtained: First round pick, 1995 Draft, 29th overall  
How Departed: Waived, 2/27/98

6-1 G Virginia '95

6/22/73

NBA (3 Years)		3-POINT															
YEAR	GP	MIN	FGM-FGA	PCT	FGM-FGA	PCT	FTM-FTA	PCT	REBS	AVG	AST	PF-DQ	STL	TO	BLK	PTS	AVG
95-96	60	560	63-155	.406	26-66	.394	16-25	.640	42	0.7	121	94-0	27	68	2	168	2.8
96-97	80	1454	194-490	.396	94-252	.373	95-129	.736	123	1.5	254	148-0	82	146	16	577	7.2
97-98	37	501	60-145	.414	20-64	.313	25-37	.676	47	1.3	71	53-2	25	47	5	165	4.5
<b>TOT</b>	<b>177</b>	<b>2515</b>	<b>317-790</b>	<b>.401</b>	<b>140-382</b>	<b>.366</b>	<b>136-191</b>	<b>.712</b>	<b>212</b>	<b>1.2</b>	<b>446</b>	<b>295-2</b>	<b>134</b>	<b>261</b>	<b>23</b>	<b>910</b>	<b>5.1</b>
NBA PLAYOFFS (1 Year)																	
1996	9	70	10-24	.417	1-5	.200	5-7	.714	9	1.0	9	8-0	2	6	0	26	2.9

## ANDERSON, DEREK # 1

How Obtained: Signed as free agent, 8/4/00  
How Departed: Traded to Portland, with Kerr, for S. Smith, 7/25/01

6-5 G Kentucky '97

7/18/74

NBA (1 Year)		3-POINT															
YEAR	GP	MIN	FGM-FGA	PCT	FGM-FGA	PCT	FTM-FTA	PCT	REBS	AVG	AST	PF-DQ	STL	TO	BLK	PTS	AVG
00-01	82	2859	413-993	.416	101-253	.399	342-402	.851	363	4.4	301	188-1	120	165	14	1269	15.5
NBA PLAYOFFS (1 Year)																	
2001	7	194	16-61	.262	6-22	.273	16-21	.762	19	2.7	17	10-0	3	15	0	54	7.7

## ANDERSON, GREG "CADILLAC" # 33

How Obtained: (1) First round pick, 1987 Draft, 23rd overall (2) Signed as free agent, 9/29/95  
How Departed: (1) Traded to Milwaukee, along with Robertson, for Cummings, 5/28/89 (2) Unsigned free agent, 7/97

6-10 C Houston '87

6/22/64

NBA (4 Years)		3-POINT															
YEAR	GP	MIN	FGM-FGA	PCT	FGM-FGA	PCT	FTM-FTA	PCT	REBS	AVG	AST	PF-DQ	STL	TO	BLK	PTS	AVG
87-88	82	1984	379-756	.501	1-5	.200	198-328	.604	513	6.3	79	228-1	54	143	122	957	11.7
88-89	82	2401	460-914	.503	0-3	.000	207-403	.514	676	8.2	61	221-2	102	180	103	1127	13.7
95-96	46	344	24-47	.511	0-1	.000	6-25	.240	100	2.2	10	66-0	9	22	24	54	1.2
96-97	82	1659	130-262	.496	0-1	.000	62-93	.667	448	5.5	34	225-2	63	73	67	322	3.9
<b>TOT</b>	<b>292</b>	<b>6388</b>	<b>993-1979</b>	<b>.502</b>	<b>1-10</b>	<b>.100</b>	<b>473-849</b>	<b>.557</b>	<b>1737</b>	<b>5.9</b>	<b>184</b>	<b>740-5</b>	<b>228</b>	<b>418</b>	<b>316</b>	<b>2460</b>	<b>8.4</b>
NBA PLAYOFFS (2 Years)																	
1988	3	95	17-36	.472	0-0	.000	4-9	.444	21	7.0	3	10-1	2	10	4	38	12.7
1996	6	34	0-5	.000	0-0	.000	1-2	.500	9	1.5	0	5-0	2	4	1	1	0.2
<b>TOT</b>	<b>9</b>	<b>129</b>	<b>17-41</b>	<b>.415</b>	<b>0-0</b>	<b>.000</b>	<b>5-11</b>	<b>.455</b>	<b>30</b>	<b>3.3</b>	<b>3</b>	<b>15-0</b>	<b>4</b>	<b>14</b>	<b>5</b>	<b>39</b>	<b>4.3</b>

## ANDERSON, JAMES # 25

How Obtained: First round pick, 2010 Draft, 20th overall  
How Departed: Unsigned Free Agent, 8/12

6-6 G Oklahoma State '10

3/25/89

NBA (2 Years)		3-POINT															
YEAR	GP	MIN	FGM-FGA	PCT	FGM-FGA	PCT	FTM-FTA	PCT	REBS	AVG	AST	PF-DQ	STL	TO	BLK	PTS	AVG
10-11	26	286	31-81	.383	18-46	.391	14-18	.778	23	0.9	18	24-0	3	13	6	94	3.6
11-12	51	603	66-174	.379	19-68	.279	39-52	.750	79	1.5	41	35-0	8	30	2	190	3.7
<b>TOT</b>	<b>77</b>	<b>889</b>	<b>97-255</b>	<b>.380</b>	<b>37-114</b>	<b>.325</b>	<b>53-70</b>	<b>.757</b>	<b>102</b>	<b>1.3</b>	<b>59</b>	<b>59-0</b>	<b>11</b>	<b>43</b>	<b>8</b>	<b>284</b>	<b>3.7</b>

## ANDERSON, MICHAEL # 10

How Obtained: Signed 10-day contract, 1/26/89; Signed 10-day contract, 2/6/89; Signed for season, 2/15/89  
How Departed: Waived, 4/18/89

5-11 G Drexel '88

3/23/66

NBA (1 Year)		3-POINT															
YEAR	GP	MIN	FGM-FGA	PCT	FGM-FGA	PCT	FTM-FTA	PCT	REBS	AVG	AST	PF-DQ	STL	TO	BLK	PTS	AVG
88-89	36	730	73-175	.417	1-7	.143	57-82	.695	89	2.5	153	64-0	44	84	3	204	5.7

## ANDERSON, WILLIE # 40

How Obtained: First round pick, 1988 Draft, 10th overall  
How Departed: Selected by Toronto in 1995 NBA Expansion Draft, 6/24/95

6-8 G Georgia '88

1/8/67

NBA (7 Years)		3-POINT															
YEAR	GP	MIN	FGM-FGA	PCT	FGM-FGA	PCT	FTM-FTA	PCT	REBS	AVG	AST	PF-DQ	STL	TO	BLK	PTS	AVG
88-89	81	2738	640-1285	.498	4-21	.190	224-289	.775	417	5.1	372	295-8	150	261	62	1508	18.6
89-90	82	2788	532-1082	.492	7-26	.269	217-290	.748	372	4.5	364	252-3	111	198	58	1288	15.7
90-91	75	2592	453-991	.457	7-35	.200	170-213	.798	351	4.7	358	226-4	79	167	46	1083	14.4
91-92	57	1889	312-685	.455	13-56	.232	107-138	.775	300	5.3	302	151-2	54	140	51	744	13.1
92-93	38	560	80-186	.430	1-8	.125	22-28	.786	57	1.5	79	52-0	14	44	6	183	4.8
93-94	80	2488	394-837	.471	22-68	.324	145-171	.848	242	3.0	347	187-1	71	153	46	955	11.9
94-95	38	556	76-162	.469	3-19	.158	30-41	.732	55	1.4	53	71-1	26	38	10	185	4.9
<b>TOT</b>	<b>451</b>	<b>13611</b>	<b>2487-5228</b>	<b>.476</b>	<b>57-233</b>	<b>.245</b>	<b>915-1170</b>	<b>.782</b>	<b>1794</b>	<b>4.0</b>	<b>1875</b>	<b>1234-19</b>	<b>505</b>	<b>1001</b>	<b>279</b>	<b>5946</b>	<b>13.2</b>
NBA PLAYOFFS (5 Years)																	
1990	10	375	87-168	.518	2-5	.400	29-36	.806	54	5.4	52	40-2	9	26	4	205	20.5
1991	4	159	33-68	.485	2-10	.200	8-13	.615	19	4.8	19	16-0	6	13	2	76	19.0
1993	10	219	37-82	.451	6-11	.545	15-17	.882	23	2.3	28	23-0	9	12	2	95	9.5
1994	4	106	14-37	.378	1-1	1.000	4-7	.571	8	2.0	12	7-0	5	4	2	33	8.3
1995	11	97	9-20	.450	0-1	.000	2-3	.667	12	1.1	10	12-0	5	8	0	20	1.8
<b>TOT</b>	<b>39</b>	<b>956</b>	<b>180-375</b>	<b>.480</b>	<b>11-28</b>	<b>.393</b>	<b>58-76</b>	<b>.763</b>	<b>116</b>	<b>3.0</b>	<b>121</b>	<b>98-2</b>	<b>34</b>	<b>63</b>	<b>10</b>	<b>429</b>	<b>11.0</b>

# FORMER SPURS STATISTICS

**AVERITT, WILLIAM #10** 6-1 G Pepperdine '73 7/22/52  
 How Obtained: Contract purchased from San Diego, 1973  
 How Departed: Traded to Kentucky for second round pick in '75 and cash, 6/24/74

NBA (1 Year)

YEAR	GP	MIN	FGM-FGA	PCT	3-POINT FGM-FGA	PCT	FTM-FTA	PCT	REBS	AVG	AST	PF-DQ	STL	TO	BLK	PTS	AVG
73-74	74	1639	343-912	.376	9-50	.180	156-224	.696	121	1.6	132	166-0	63	137	6	851	11.5
ABA PLAYOFFS (1 Year)																	
1974	6	104	19-51	.373	0-3	.000	15-19	.789	11	1.8	2	11-0	1	9	4	53	8.8

**AYRES, JEFF #11** 6-9 F/C Arizona State '09 4/29/87  
 How Obtained: Signed as free agent, 7/11/13  
 How Departed: Unsigned free agent, 7/15

NBA (2 Years)

YEAR	GP	MIN	FGM-FGA	PCT	3-POINT FGM-FGA	PCT	FTM-FTA	PCT	REBS	AVG	AST	PF-DQ	STL	TO	BLK	PTS	AVG
13-14	73	952	101-174	.580	0-0	.000	38-55	.691	258	3.5	60	146-0	13	63	25	240	3.3
14-15	51	383	55-95	.579	0-0	.000	27-36	.750	117	2.3	14	60-0	8	26	8	137	2.7
<b>TOT</b>	<b>124</b>	<b>1335</b>	<b>156-269</b>	<b>.580</b>	<b>0-0</b>	<b>.000</b>	<b>65-91</b>	<b>.714</b>	<b>375</b>	<b>3.0</b>	<b>74</b>	<b>206-0</b>	<b>21</b>	<b>89</b>	<b>33</b>	<b>377</b>	<b>3.0</b>
NBA PLAYOFFS (2 Years)																	
2014	17	65	6-13	.462	0-0	.000	5-8	.625	19	1.1	5	6-0	0	1	0	17	1.0
2015	3	12	0-1	.000	0-0	.000	0-0	.000	3	1.0	2	0-0	0	0	0	0	0.0
<b>TOT</b>	<b>20</b>	<b>77</b>	<b>6-14</b>	<b>.429</b>	<b>0-0</b>	<b>.000</b>	<b>5-8</b>	<b>.625</b>	<b>22</b>	<b>1.1</b>	<b>7</b>	<b>6-0</b>	<b>0</b>	<b>1</b>	<b>0</b>	<b>17</b>	<b>0.9</b>

**BANKS, GENE #20** 6-8 F Duke '81 5/15/59  
 How Obtained: First round pick, 1981 Draft, 28th overall  
 How Departed: Traded to Chicago for S. Johnson and 2nd round pick in '85, 6/18/85

NBA (4 Years)

YEAR	GP	MIN	FGM-FGA	PCT	3-POINT FGM-FGA	PCT	FTM-FTA	PCT	REBS	AVG	AST	PF-DQ	STL	TO	BLK	PTS	AVG
81-82	80	1700	311-652	.477	0-8	.000	145-212	.684	411	5.1	147	199-2	55	106	17	767	9.6
82-83	81	2722	505-919	.550	0-5	.000	196-278	.705	612	7.6	279	229-3	78	171	21	1206	14.9
83-84	80	2600	424-747	.568	1-6	.167	200-270	.741	582	7.3	254	256-5	105	166	23	1049	13.1
84-85	82	2091	289-493	.586	1-3	.333	199-257	.774	445	5.4	234	220-3	65	140	13	778	9.5
<b>TOT</b>	<b>323</b>	<b>9113</b>	<b>1529-2811</b>	<b>.544</b>	<b>2-22</b>	<b>.090</b>	<b>740-1017</b>	<b>.728</b>	<b>2050</b>	<b>6.3</b>	<b>914</b>	<b>904-13</b>	<b>303</b>	<b>583</b>	<b>74</b>	<b>3800</b>	<b>11.8</b>
NBA PLAYOFFS (3 Years)																	
1982	9	146	30-65	.462	0-1	.000	4-10	.400	43	4.8	9	12-0	4	6	3	64	7.1
1983	11	398	76-150	.507	0-0	.000	23-35	.657	76	6.9	50	25-1	11	21	1	175	15.9
1985	1	10	0-1	.000	0-0	.000	0-0	.000	0	0.0	1	3-0	0	2	0	0	0.0
<b>TOT</b>	<b>21</b>	<b>554</b>	<b>106-216</b>	<b>.491</b>	<b>0-1</b>	<b>.000</b>	<b>27-45</b>	<b>.600</b>	<b>119</b>	<b>5.7</b>	<b>60</b>	<b>40-1</b>	<b>15</b>	<b>29</b>	<b>4</b>	<b>239</b>	<b>11.4</b>

**BARDO, STEVE #42** 6-6 G Illinois '90 4/5/68  
 How Obtained: (1) Signed as free agent, 9/5/91; (2) Signed to 10-day contract, 2/19/92  
 How Departed: (1) Waived, 11/12/91; (2) Waived, 2/27/92

NBA (1 Year)

YEAR	GP	MIN	FGM-FGA	PCT	3-POINT FGM-FGA	PCT	FTM-FTA	PCT	REBS	AVG	AST	PF-DQ	STL	TO	BLK	PTS	AVG
91-92	1	1	0-0	.000	0-0	.000	0-0	.000	1	1.0	0	0-0	0	0	0	0	0.0

**BARRY, BRENT #17** 6-7 G Oregon State '95 12/31/71  
 How Obtained: (1) Signed as free agent, 7/15/04. (2) Signed as a free agent, 3/24/08  
 How Departed: (1) Traded to Seattle with Elson and a first round pick for Thomas, 2/20/08. (2) Unsigned free agent, 7/08

NBA (4 Years)

YEAR	GP	MIN	FGM-FGA	PCT	3-POINT FGM-FGA	PCT	FTM-FTA	PCT	REBS	AVG	AST	PF-DQ	STL	TO	BLK	PTS	AVG
04-05	81	1742	194-459	.423	100-280	.357	113-135	.837	190	2.3	178	123-0	39	64	20	601	7.4
05-06	74	1259	156-345	.452	80-202	.396	39-59	.661	159	2.1	123	99-1	39	52	27	431	5.8
06-07	75	1631	202-425	.475	128-287	.446	103-117	.880	160	2.1	138	88-0	56	61	12	635	8.5
07-08	31	554	77-160	.481	48-112	.429	19-20	.950	55	1.8	67	93-0	29	56	10	221	7.1
<b>TOT</b>	<b>261</b>	<b>5186</b>	<b>629-1389</b>	<b>.453</b>	<b>356-881</b>	<b>.404</b>	<b>274-331</b>	<b>.828</b>	<b>564</b>	<b>2.2</b>	<b>506</b>	<b>403-1</b>	<b>163</b>	<b>233</b>	<b>69</b>	<b>1888</b>	<b>7.2</b>
NBA PLAYOFFS (4 Years)																	
04-05	23	555	48-105	.457	28-66	.424	17-21	.810	56	2.4	44	44-1	15	27	4	141	6.1
05-06	13	301	34-61	.557	17-34	.500	16-21	.762	32	2.5	22	29-0	9	9	3	101	7.8
06-07	19	225	21-60	.350	15-49	.306	2-2	1.000	25	1.3	21	17-0	4	11	2	59	3.1
07-08	16	227	26-53	.491	19-41	.463	12-15	.800	18	1.1	17	22-0	6	9	2	83	5.2
<b>TOT</b>	<b>71</b>	<b>1308</b>	<b>129-279</b>	<b>.462</b>	<b>79-190</b>	<b>.416</b>	<b>47-59</b>	<b>.797</b>	<b>131</b>	<b>1.8</b>	<b>104</b>	<b>112-1</b>	<b>34</b>	<b>56</b>	<b>11</b>	<b>384</b>	<b>5.4</b>

**BASSETT, TIM #21** 6-8 F Georgia '73 4/1/51  
 How Obtained: Signed as free agent, 3/22/80  
 How Departed: Waived, 6/6/80

NBA (1 Year)

YEAR	GP	MIN	FGM-FGA	PCT	3-POINT FGM-FGA	PCT	FTM-FTA	PCT	REBS	AVG	AST	PF-DQ	STL	TO	BLK	PTS	AVG
79-80	5	72	4-12	.333	0-0	.000	2-3	.667	15	3.0	10	13-0	3	5	0	10	2.0
NBA PLAYOFFS (1 Year)																	
1980	3	19	1-2	.500	0-0	.000	0-0	.000	1	0.3	0	7-0	0	1	0	2	0.7

**BATEER, MENGKE #34** 6-11 C Inner Mongolia, China 11/20/75  
 How Obtained: From Detroit for a second round pick in '03, 10/3/02  
 How Departed: Unsigned free agent, 7/16/03

NBA (1 Year)

YEAR	GP	MIN	FGM-FGA	PCT	3-POINT FGM-FGA	PCT	FTM-FTA	PCT	REBS	AVG	AST	PF-DQ	STL	TO	BLK	PTS	AVG
02-03	12	46	4-17	.235	1-3	.333	0-2	.000	10	0.8	4	14-0	0	6	0	9	0.8

**BATTON, DAVE #45** 6-10 C Notre Dame '78 3/26/56  
 How Obtained: From Washington for future considerations, 7/11/83  
 How Departed: Waived, 11/10/83

NBA (1 Year)

YEAR	GP	MIN	FGM-FGA	PCT	3-POINT FGM-FGA	PCT	FTM-FTA	PCT	REBS	AVG	AST	PF-DQ	STL	TO	BLK	PTS	AVG
83-84	4	31	5-10	.500	0-0	.000	0-0	.000	4	1.0	3	5-0	0	4	3	10	2.5

# FORMER SPURS STATISTICS

## BAYNES, ARON #16

How Obtained: Signed as free agent, 1/23/13  
 How Departed: Unsigned free agent, 7/15  
 NBA (3 Years)

6-10 F/C Washington State '09 12/9/86

YEAR	GP	MIN	FGM-FGA	PCT	3-POINT FGM-FGA	PCT	FTM-FTA	PCT	REBS	AVG	AST	PF-DQ	STL	TO	BLK	PTS	AVG
12-13	16	141	18-36	.500	0-1	.000	7-12	.583	32	2.0	5	23-0	1	11	6	43	2.7
13-14	53	491	71-163	.436	0-0	.000	19-21	.905	145	2.7	34	77-1	2	36	5	161	3.0
14-15	70	1122	185-327	.566	1-4	.250	90-104	.865	318	4.5	35	162-3	16	65	22	461	6.6
<b>TOT</b>	<b>139</b>	<b>1754</b>	<b>274-526</b>	<b>.521</b>	<b>1-5</b>	<b>.200</b>	<b>116-137</b>	<b>.847</b>	<b>495</b>	<b>3.6</b>	<b>74</b>	<b>262-4</b>	<b>19</b>	<b>112</b>	<b>33</b>	<b>665</b>	<b>4.8</b>

## BEDFORD, WILLIAM #00

How Obtained: Signed as free agent, 10/26/92  
 How Departed: Waived, 1/4/93  
 NBA (1 Year)

7-1 C Memphis State '86 12/3/63

YEAR	GP	MIN	FGM-FGA	PCT	3-POINT FGM-FGA	PCT	FTM-FTA	PCT	REBS	AVG	AST	PF-DQ	STL	TO	BLK	PTS	AVG
92-93	16	66	9-27	.333	1-1	1.000	6-12	.500	10	0.6	0	15-0	0	1	1	25	1.6

## BELINELLI, MARCO #3

How Obtained: Signed as free agent, 7/11/13  
 How Departed: Unsigned free agent, 7/15  
 NBA (2 Years)

6-5 G Italy 3/25/86

YEAR	GP	MIN	FGM-FGA	PCT	3-POINT FGM-FGA	PCT	FTM-FTA	PCT	REBS	AVG	AST	PF-DQ	STL	TO	BLK	PTS	AVG
13-14	80	2016	337-695	.485	126-293	.430	111-131	.847	226	2.8	179	130-0	50	95	7	911	11.4
14-15	62	1388	199-470	.423	86-230	.374	84-99	.848	157	2.5	94	85-0	31	61	3	568	9.2
<b>TOT</b>	<b>142</b>	<b>3404</b>	<b>536-1165</b>	<b>.460</b>	<b>212-523</b>	<b>.405</b>	<b>195-230</b>	<b>.848</b>	<b>383</b>	<b>2.7</b>	<b>273</b>	<b>215-0</b>	<b>81</b>	<b>156</b>	<b>10</b>	<b>1479</b>	<b>10.4</b>

## BERRY, WALTER #6

How Obtained: From Portland for Duckworth, 12/18/86  
 How Departed: Traded to New Jersey for Comegys, 8/29/88  
 NBA (2 Years)

6-8 F St. John's '86 5/14/64

YEAR	GP	MIN	FGM-FGA	PCT	3-POINT FGM-FGA	PCT	FTM-FTA	PCT	REBS	AVG	AST	PF-DQ	STL	TO	BLK	PTS	AVG
86-87	56	1567	401-758	.529	0-3	.000	186-287	.648	302	5.4	104	188-2	36	153	40	988	17.6
87-88	73	1922	540-960	.563	0-0	.000	192-320	.600	395	5.4	110	207-2	55	162	63	1272	17.4
<b>TOT</b>	<b>129</b>	<b>3489</b>	<b>941-1718</b>	<b>.548</b>	<b>0-3</b>	<b>.000</b>	<b>378-607</b>	<b>.639</b>	<b>697</b>	<b>5.4</b>	<b>214</b>	<b>395-4</b>	<b>91</b>	<b>315</b>	<b>103</b>	<b>2260</b>	<b>17.5</b>

## BLAB, UWEE #33

How Obtained: From Golden State for C. Welp, 2/22/90  
 How Departed: Waived, 10/1/90  
 NBA (1 Year)

7-1 C Indiana '85 3/26/62

YEAR	GP	MIN	FGM-FGA	PCT	3-POINT FGM-FGA	PCT	FTM-FTA	PCT	REBS	AVG	AST	PF-DQ	STL	TO	BLK	PTS	AVG
89-90	7	50	6-11	.545	0-0	.000	3-6	.500	9	1.3	1	9-0	0	5	0	15	2.1
<b>TOT</b>	<b>7</b>	<b>50</b>	<b>6-11</b>	<b>.545</b>	<b>0-0</b>	<b>.000</b>	<b>3-6</b>	<b>.500</b>	<b>9</b>	<b>1.3</b>	<b>1</b>	<b>9-0</b>	<b>0</b>	<b>5</b>	<b>0</b>	<b>15</b>	<b>2.1</b>

## BLACKWELL, NATE #3

How Obtained: Second round pick, 1987 Draft, 27th overall  
 How Departed: Waived, 12/1/87  
 NBA (1 Year)

6-4 G Temple '87 2/15/65

YEAR	GP	MIN	FGM-FGA	PCT	3-POINT FGM-FGA	PCT	FTM-FTA	PCT	REBS	AVG	AST	PF-DQ	STL	TO	BLK	PTS	AVG
87-88	10	112	15-41	.366	2-11	.182	5-6	.833	6	0.6	18	16-0	3	8	0	37	3.7

## BLAIR, DEJUAN #45

How Obtained: Second round pick, 2009 Draft, 37th overall  
 How Departed: Unsigned free agent, 7/13  
 NBA (4 Years)

6-7 C/F Pittsburgh '09 4/22/89

YEAR	GP	MIN	FGM-FGA	PCT	3-POINT FGM-FGA	PCT	FTM-FTA	PCT	REBS	AVG	AST	PF	STL	TO	BLK	PTS	AVG
09-10	82	1494	275-495	.556	0-2	.000	88-161	.547	326	6.4	65	224	50	112	39	638	7.8
10-11	81	1734	292-583	.501	0-2	.000	90-137	.657	350	7.0	77	213	95	113	42	674	8.3
11-12	64	1362	269-204	.534	0-1	.000	73-119	.613	197	5.5	78	168	59	92	12	611	9.5
12-13	61	851	142-271	.524	0-1	.000	44-70	.629	164	3.8	45	112	37	49	10	328	5.4
<b>TOT</b>	<b>288</b>	<b>5441</b>	<b>978-1853</b>	<b>.528</b>	<b>0-6</b>	<b>.000</b>	<b>295-487</b>	<b>.606</b>	<b>1672</b>	<b>5.8</b>	<b>265</b>	<b>712</b>	<b>241</b>	<b>366</b>	<b>103</b>	<b>2251</b>	<b>7.8</b>

## BOGANS, KEITH #10

How Obtained: Signed as free agent, 9/21/09  
 How Departed: Unsigned free agent, 8/10  
 NBA (1 Year)

6-5 G/F Kentucky '03 5/12/80

YEAR	GP	MIN	FGM-FGA	PCT	3-POINT FGM-FGA	PCT	FTM-FTA	PCT	REBS	AVG	AST	PF-DQ	STL	TO	BLK	PTS	AVG
09-10	79	1559	120-298	.403	70-196	.357	37-50	.740	176	2.2	95	156-1	45	53	12	347	4.4
<b>TOT</b>	<b>79</b>	<b>1559</b>	<b>120-298</b>	<b>.403</b>	<b>70-196</b>	<b>.357</b>	<b>37-50</b>	<b>.740</b>	<b>176</b>	<b>2.2</b>	<b>95</b>	<b>156-1</b>	<b>45</b>	<b>53</b>	<b>12</b>	<b>347</b>	<b>4.4</b>

# FORMER SPURS STATISTICS

## BONNER, MATT #15

6-10 F/C Florida '03

4/5/80

How Obtained: From Toronto - along with Eric Williams and a 2009 second round pick, in exchange for Rasho Nesterovic, on 06/21/06

How Departed: Unsigned free agent, 7/05

NBA (10 Years)

YEAR	GP	MIN	3-POINT			FTM-FTA	PCT	REBS	AVG	AST	PF-DQ	STL	TO	BLK	PTS	AVG	
			FGM-FGA	PCT	FGM-FGA												
06-07	56	653	106-237	.447	36-94	.383	27-38	.711	156	2.8	22	67-1	17	25	11	275	4.9
07-08	68	853	121-291	.416	46-137	.336	38-44	.864	192	2.8	32	111-0	14	39	17	326	4.8
08-09	81	1928	266-536	.496	118-268	.440	17-23	.739	386	4.8	82	190-1	47	37	26	667	8.2
09-10	65	1161	166-372	.446	90-231	.390	35-48	.729	214	3.3	68	109-0	30	39	24	457	7.0
10-11	66	1432	172-371	.464	105-230	.457	32-43	.744	239	3.6	60	110-0	26	27	21	481	7.3
11-12	65	1326	154-350	.440	105-250	.420	16-21	.762	214	3.3	61	68-0	15	14	21	429	6.6
12-13	68	909	112-230	.487	53-120	.442	11-15	.733	129	1.9	36	86-0	17	16	19	288	4.2
13-14	61	690	73-164	.445	42-98	.429	9-12	.750	130	2.1	31	49-0	15	16	11	197	3.2
14-15	72	935	94-230	.409	46-126	.365	30-37	.811	115	1.6	47	65-0	10	11	12	264	3.7
15-16	30	206	29-57	.509	15-34	.441	3-4	.750	27	0.9	9	16-0	6	3	1	76	2.5
<b>TOT</b>	<b>632</b>	<b>10092</b>	<b>1293-2838</b>	<b>.456</b>	<b>656-1588</b>	<b>.413</b>	<b>218-285</b>	<b>.765</b>	<b>1802</b>	<b>2.9</b>	<b>448</b>	<b>871-3</b>	<b>197</b>	<b>227</b>	<b>163</b>	<b>3460</b>	<b>5.5</b>

NBA PLAYOFFS (9 Years)

06-07	9	25	2-7	.286	1-4	.250	2-2	1.000	3	0.3	0	6-0	2	3	0	7	0.8
07-08	2	9	2-3	.667	0-0	---	0-0	---	2	1.0	2	0-0	0	0	0	4	2.0
08-09	5	100	5-23	.217	3-13	.231	2-2	1.000	16	3.2	0	10-0	3	2	2	15	3.0
09-10	10	173	19-44	.432	10-27	.370	2-2	1.000	32	3.2	4	22-0	1	7	3	50	5.0
10-11	6	123	12-25	.480	6-18	.333	8-10	.800	19	3.2	2	18-0	1	1	1	38	6.3
11-12	13	165	10-32	.313	8-23	.348	3-5	.600	25	1.9	9	24-0	2	3	4	31	2.4
12-13	20	267	28-59	.475	15-32	.469	10-12	.833	39	2.0	6	35-0	5	2	5	81	4.1
13-14	22	136	10-21	.476	4-12	.333	3-4	.750	14	0.6	11	12-0	2	2	1	27	1.2
14-15	7	36	2-10	.200	2-9	.222	0-0	---	6	0.9	1	8-0	0	1	1	6	0.9
<b>TOT</b>	<b>94</b>	<b>1034</b>	<b>90-224</b>	<b>.402</b>	<b>49-138</b>	<b>.355</b>	<b>30-37</b>	<b>.811</b>	<b>156</b>	<b>1.7</b>	<b>35</b>	<b>135-0</b>	<b>16</b>	<b>21</b>	<b>17</b>	<b>259</b>	<b>2.8</b>

## BOWEN, BRUCE #12

6-7 G/F Cal State Fullerton '93

6/14/71

How Obtained: Signed as free agent, 7/31/01

How Departed: Traded to Milwaukee, along with K. Thomas, as part of the Jefferson trade, 6/23/09

NBA (8 Years)

YEAR	GP	MIN	3-POINT			FTM-FTA	PCT	REBS	AVG	AST	PF-DQ	STL	TO	BLK	PTS	AVG	
			FGM-FGA	PCT	FGM-FGA												
01-02	59	1699	155-398	.389	56-148	.378	46-96	.479	162	2.7	88	116-0	62	66	25	412	7.0
02-03	82	2566	223-479	.466	101-229	.441	36-89	.404	239	2.9	113	190-0	66	72	42	583	7.1
03-04	82	2624	211-502	.420	77-212	.363	66-114	.579	253	3.1	113	166-1	84	90	33	565	6.9
04-05	82	2627	251-598	.420	102-253	.403	71-112	.634	285	3.5	126	175-0	55	57	39	675	8.2
05-06	82	3755	232-536	.433	104-245	.424	51-84	.607	320	3.9	126	191-0	79	67	30	619	7.5
06-07	82	2464	189-467	.405	89-232	.384	43-73	.589	223	2.7	117	175-1	62	65	25	510	6.2
07-08	81	2448	174-428	.407	90-215	.419	45-69	.652	234	2.9	91	177-0	54	46	22	483	6.0
08-09	80	1508	79-187	.422	42-98	.429	14-26	.538	145	1.8	40	123-1	36	25	13	214	2.7
<b>TOT</b>	<b>630</b>	<b>19691</b>	<b>1514-3595</b>	<b>.421</b>	<b>661-1632</b>	<b>.400</b>	<b>372-663</b>	<b>.561</b>	<b>1861</b>	<b>3.0</b>	<b>814</b>	<b>1197-3</b>	<b>498</b>	<b>488</b>	<b>229</b>	<b>4061</b>	<b>6.4</b>

NBA PLAYOFFS (8 Years)

01-02	10	345	25-61	.410	11-25	.440	7-14	.500	33	3.3	14	28-0	11	7	7	68	6.8
02-03	24	750	54-145	.372	35-80	.438	23-42	.548	69	2.9	39	52-0	20	15	17	166	6.9
03-04	10	298	23-63	.365	11-29	.379	3-13	.231	29	2.9	10	24-0	4	4	3	60	6.0
04-05	23	814	46-128	.359	29-67	.433	11-17	.647	66	2.9	36	77-0	11	15	13	132	5.7
05-06	13	442	32-61	.525	15-30	.500	1-2	.500	28	2.2	16	42-0	11	9	8	80	6.2
06-07	20	689	47-119	.395	33-74	.446	3-6	.500	81	4.1	26	54-0	28	14	4	130	6.5
07-08	17	508	37-93	.398	22-54	.407	8-11	.727	33	1.9	23	41-0	11	9	6	104	6.1
08-09	5	130	7-13	.538	5-9	.556	2-2	1.000	15	3.0	3	10-0	3	3	0	21	4.2
<b>TOT</b>	<b>274</b>	<b>4183</b>	<b>443-774</b>	<b>.572</b>	<b>0-4</b>	<b>.000</b>	<b>105-174</b>	<b>.603</b>	<b>1063</b>	<b>3.9</b>	<b>249</b>	<b>602-6</b>	<b>78</b>	<b>186</b>	<b>66</b>	<b>991</b>	<b>3.6</b>

## BOWIE, ANTHONY #25

6-6 G Oklahoma '86

11/9/63

How Obtained: Signed 10-day contract, 3/20/89; Signed 10-day contract, 3/29/89; Signed for season, 4/9/89

How Departed: Traded to Houston for cash, 8/15/89

NBA (1 Year)

YEAR	GP	MIN	3-POINT			FTM-FTA	PCT	REBS	AVG	AST	PF-DQ	STL	TO	BLK	PTS	AVG	
			FGM-FGA	PCT	FGM-FGA												
88-89	18	438	72-144	.500	1-5	.200	10-15	.667	56	3.1	29	43-1	18	22	4	155	8.6

## BRATZ, MIKE #23

6-2 G Stanford '77

10/17/55

How Obtained: From Cleveland for a third round pick in '83, 10/28/81

How Departed: Traded to Chicago for a fourth round pick in '83, 3/8/83

NBA (1 Year)

YEAR	GP	MIN	3-POINT			FTM-FTA	PCT	REBS	AVG	AST	PF-DQ	STL	TO	BLK	PTS	AVG	
			FGM-FGA	PCT	FGM-FGA												
81-82	81	1616	230-565	.407	46-138	.333	119-152	.783	166	2.0	438	183-0	65	139	11	625	7.7

NBA PLAYOFFS (1 Year)

1982	9	180	15-52	.288	5-18	.278	8-10	.800	14	1.6	48	20-0	9	12	0	43	4.8
------	---	-----	-------	------	------	------	------	------	----	-----	----	------	---	----	---	----	-----

## BREWER, RON #10

6-4 G Arkansas '78

9/16/55

How Obtained: (1) From Portland for M. Gale and a first round pick in '82, 12/19/80; (2) From Golden St. for cash and a second round pick in '85, 1/21/84

How Departed: (1) Traded to Cleveland, with R. Johnson, for Mitchell and Phegley, 12/24/81; (2) Waived, 12/5/84

NBA (4 Years)

YEAR	GP	MIN	3-POINT			FTM-FTA	PCT	REBS	AVG	AST	PF-DQ	STL	TO	BLK	PTS	AVG	
			FGM-FGA	PCT	FGM-FGA												
80-81	46	904	180-385	.468	0-2	.000	65-80	.813	53	1.2	93	53-0	27	54	25	425	9.2
81-82	25	595	182-361	.504	3-10	.300	77-88	.875	50	2.0	67	37-0	23	34	7	444	17.8
83-84	40	782	152-345	.441	3-13	.231	41-50	.820	50	1.3	44	54-0	18	33	16	348	8.7
84-85	9	81	13-34	.382	0-0	.000	7-7	1.000	3	0.3	6	8-0	1	4	1	33	3.7
<b>TOT</b>	<b>120</b>	<b>2362</b>	<b>527-1125</b>	<b>.468</b>	<b>6-25</b>	<b>.240</b>	<b>190-225</b>	<b>.844</b>	<b>156</b>	<b>1.3</b>	<b>210</b>	<b>152-0</b>	<b>9</b>	<b>125</b>	<b>49</b>	<b>1250</b>	<b>10.4</b>

NBA PLAYOFFS (1 Year)

1981	7	118	29-61	.475	1-3	.333	21-29	.724	5	0.7	13	6-0	2	6	6	80	11.4
------	---	-----	-------	------	-----	------	-------	------	---	-----	----	-----	---	---	---	----	------



# FORMER SPURS STATISTICS

**BRICKOWSKI, FRANK #43**

6-10 F

Penn State '81

8/15/59

How Obtained: From LA Lakers, with Gudmundsson, a first round pick in '87 and a second round pick in '90, for M. Thompson, 2/13/87

How Departed: Traded to Milwaukee for P. Pressey, 8/1/90

NBA (4 Years)

YEAR	GP	MIN	FGM-FGA	PCT	3-POINT			REBS	AVG	AST	PF-DQ	STL	TO	BLK	PTS	AVG	
					FGM-FGA	PCT	FTM-FTA										
86-87	7	83	10-30	.333	0-4	.000	10-11	.909	19	2.7	5	13-0	6	7	2	30	4.3
87-88	70	2227	425-805	.528	1-5	.200	268-349	.768	483	6.9	266	275-11	74	207	36	1119	16.0
88-89	64	1822	337-654	.515	0-2	.000	201-281	.715	406	6.3	131	252-10	102	165	35	875	13.7
89-90	78	1438	211-387	.545	0-2	.000	95-141	.674	327	4.2	105	226-4	66	93	37	517	6.6
<b>TOT</b>	<b>219</b>	<b>5570</b>	<b>983-1876</b>	<b>.524</b>	<b>1-13</b>	<b>.077</b>	<b>574-782</b>	<b>.734</b>	<b>1235</b>	<b>5.6</b>	<b>507</b>	<b>766-25</b>	<b>248</b>	<b>472</b>	<b>110</b>	<b>2541</b>	<b>11.6</b>

NBA PLAYOFFS (2 Years)

1988	3	113	22-44	.500	1-1	1.000	13-19	.684	22	7.3	14	12-0	6	9	2	58	19.3
1990	10	161	31-54	.574	0-0	.000	17-26	.654	44	4.4	11	31-0	8	15	1	79	7.9
<b>TOT</b>	<b>13</b>	<b>274</b>	<b>53-98</b>	<b>.540</b>	<b>1-1</b>	<b>1.000</b>	<b>30-45</b>	<b>.666</b>	<b>66</b>	<b>5.1</b>	<b>25</b>	<b>43-0</b>	<b>14</b>	<b>24</b>	<b>3</b>	<b>137</b>	<b>10.5</b>

**BRISTOW, ALLAN #30**

6-7 F

Virginia Tech '73

8/23/51

How Obtained: Signed as free agent, 11/8/75

How Departed: Utah signed as free agent (Griffin as compensation), 6/28/79

ABA (1 Year)

YEAR	GP	MIN	FGM-FGA	PCT	3-POINT			REBS	AVG	AST	PF-DQ	STL	TO	BLK	PTS	AVG	
					FGM-FGA	PCT	FTM-FTA										
75-76	47	882	125-271	.461	0-1	.000	78-92	.848	174	3.7	121	81-0	24	63	2	328	7.0
NBA (3 Years)																	
76-77	82	2017	365-747	.489	0-0	.000	206-258	.798	348	4.2	240	195-1	89	63	2	936	11.4
77-78	82	1481	257-538	.478	0-0	.000	152-208	.731	257	3.1	194	150-0	69	146	4	666	8.1
78-79	74	1324	174-354	.492	0-0	.000	124-149	.832	247	3.3	231	154-0	56	108	15	472	6.4
<b>TOT</b>	<b>238</b>	<b>4822</b>	<b>796-1639</b>	<b>.486</b>	<b>0-0</b>	<b>.000</b>	<b>482-615</b>	<b>.784</b>	<b>852</b>	<b>3.6</b>	<b>665</b>	<b>499-1</b>	<b>214</b>	<b>317</b>	<b>21</b>	<b>2074</b>	<b>8.7</b>

ABA PLAYOFFS (1 Year)

1976	7	97	13-35	.371	0-1	.000	19-24	.792	14	2.0	12	14-0	5	8	0	45	6.4
NBA PLAYOFFS (3 Years)																	
1977	2	28	3-9	.333	0-0	.000	2-9	.222	4	2.0	7	6-0	2	8	0	8	4.0
1978	5	51	9-15	.600	0-0	.000	4-6	.667	11	2.2	7	10-0	2	5	0	22	4.4
1979	13	163	20-49	.408	0-0	.000	16-21	.762	27	2.1	28	17-0	9	11	5	56	4.3
<b>TOT</b>	<b>20</b>	<b>242</b>	<b>32-73</b>	<b>.438</b>	<b>0-0</b>	<b>.000</b>	<b>22-36</b>	<b>.611</b>	<b>42</b>	<b>2.1</b>	<b>42</b>	<b>33-0</b>	<b>13</b>	<b>24</b>	<b>5</b>	<b>86</b>	<b>4.3</b>

**BRITAIN, MIKE #40**

7-0 C

South Carolina '85

6/21/63

How Obtained: (1) Second round pick, 1985 Draft, 29th overall; (2) Signed 10-day contract, 3/12/87

How Departed: (1) Waived, 10/28/86; (2) Waived, 3/30/87

NBA (2 Years)

YEAR	GP	MIN	FGM-FGA	PCT	3-POINT			REBS	AVG	AST	PF-DQ	STL	TO	BLK	PTS	AVG	
					FGM-FGA	PCT	FTM-FTA										
85-86	32	219	22-43	.512	0-0	.000	10-19	.526	49	1.5	5	54-3	10	20	12	54	1.7
86-87	6	29	4-9	.444	0-0	.000	1-2	.500	4	0.7	2	3-0	1	2	0	9	1.5
<b>TOT</b>	<b>38</b>	<b>248</b>	<b>26-52</b>	<b>.500</b>	<b>0-0</b>	<b>.000</b>	<b>11-21</b>	<b>.524</b>	<b>53</b>	<b>1.4</b>	<b>7</b>	<b>57-1</b>	<b>4</b>	<b>22</b>	<b>12</b>	<b>63</b>	<b>1.7</b>
NBA PLAYOFFS (1 Year)																	
1986	1	2	1-2	.500	0-0	.000	0-0	.000	1	1.0	0	0-0	0	0	1	2	2.0

**BROWN, CHUCKY #52**

6-8 F

NC State '89

2/29/68

How Obtained: Signed as free agent, 10/1/99

How Departed: Waived, 2/4/00

NBA (1 Year)

YEAR	GP	MIN	FGM-FGA	PCT	3-POINT			REBS	AVG	AST	PF-DQ	STL	TO	BLK	PTS	AVG		
					FGM-FGA	PCT	FTM-FTA											
99-00	30	602	82-176	.466	1-3	.333	25-31	.806	77	2.6	2.6	41	53-0	8	28	10	190	6.3

**BROWN, DEVIN #23**

6-5 G

UTSA '02

12/30/78

How Obtained: (1) Signed as free agent, 9/30/02. (2) Signed as free agent, 11/3/02. (3) Signed as free agent, 8/1/03

How Departed: (1) Waived, 10/23/02. (2) Waived, 11/19/02. (3) Unsigned free agent, 7/05

NBA (3 Years)

YEAR	GP	MIN	FGM-FGA	PCT	3-POINT			REBS	AVG	AST	PF-DQ	STL	TO	BLK	PTS	AVG	
					FGM-FGA	PCT	FTM-FTA										
02-03	7	22	5-10	.500	0-0	.000	2-2	.100	7	1.0	2	3-0	0	5	0	12	1.7
03-04	58	627	85-196	.434	4-14	.286	60-74	.811	130	2.2	33	61-0	15	38	4	234	4.0
04-05	67	1238	173-409	.423	45-121	.372	103-130	.792	176	2.6	92	83-0	39	53	12	494	7.4
<b>TOT</b>	<b>132</b>	<b>1887</b>	<b>263-615</b>	<b>.428</b>	<b>49-135</b>	<b>.363</b>	<b>165-206</b>	<b>.801</b>	<b>313</b>	<b>2.4</b>	<b>127</b>	<b>147-0</b>	<b>54</b>	<b>96</b>	<b>16</b>	<b>740</b>	<b>5.6</b>
NBA PLAYOFFS (2 Years)																	
2004	9	130	18-37	.486	6-10	.600	10-17	.588	18	2.0	9	18-1	3	7	1	52	5.8
2005	12	60	7-20	.350	3-7	.429	4-7	.571	7	0.6	3	3-0	1	1	0	21	1.8
<b>TOT</b>	<b>21</b>	<b>190</b>	<b>25-57</b>	<b>.439</b>	<b>9-17</b>	<b>.529</b>	<b>14-24</b>	<b>.583</b>	<b>25</b>	<b>1.2</b>	<b>12</b>	<b>21-1</b>	<b>4</b>	<b>8</b>	<b>1</b>	<b>73</b>	<b>3.5</b>

**BROWN, ROGER #42**

6-11 C

Kansas '72

2/23/50

How Obtained: Signed as free agent, 1973

How Departed: Waived, 1/21/73

ABA (1 Year)

YEAR	GP	MIN	FGM-FGA	PCT	3-POINT			REBS	AVG	AST	PF-DQ	STL	TO	BLK	PTS	AVG	
					FGM-FGA	PCT	FTM-FTA										
73-74	2	26	5-6	.833	0-0	.000	0-0	.000	6	3.0	1	4-0	0	2	0	10	5.0

**BROWN, SHANNON #1**

6-4 G

MICHIGAN STATE '06

11/29/85

How Obtained: (1) Signed 10-day contract, 2/1/14; (2) Signed second 10-day contract, 2/12/14

NBA (1 Year)

YEAR	GP	MIN	FGM-FGA	PCT	3-POINT			REBS	AVG	AST	PF-DQ	STL	TO	BLK	PTS	AVG	
					FGM-FGA	PCT	FTM-FTA										
13-14	10	103	8-28	.286	0-2	.000	7-9	.778	13	1.3	5	0-0	1	8	0	23	2.3

**BRYANT, MARK #2**

6-9 F

Seton Hall '88

4/25/65

How Obtained: Signed as free agent, 8/1/01

How Departed: Traded to Philadelphia, with the rights to Salmons and Holcomb, for Claxton, 6/26/02

NBA (1 Year)

YEAR	GP	MIN	FGM-FGA	PCT	3-POINT			REBS	AVG	AST	PF-DQ	STL	TO	BLK	PTS	AVG	
					FGM-FGA	PCT	FTM-FTA										
01-02	30	206	25-55	.455	0-0	.000	6-8	.750	44	1.5	10	38-1	7	6	2	56	1.9
NBA PLAYOFFS (1 Year)																	
2002	9	91	9-20	.450	0-0	.000	3-6	.500	12	1.3	1	14-0	1	1	2	21	2.3

# FORMER SPURS STATISTICS

**BUECHLER, JUD #33** 6-6 F Arizona '90 6/19/68

How Obtained: Claimed off waivers from New Jersey, 11/12/91

How Departed: Waived, 12/17/91

NBA (1 Year)

YEAR	GP	MIN	FGM-FGA	PCT	3-POINT FGM-FGA	PCT	FTM-FTA	PCT	REBS	AVG	AST	PF-DQ	STL	TO	BLK	PTS	AVG
91-92	11	140	15-30	.500	0-0	.000	3-9	.333	22	2.0	11	18-0	8	5	3	33	3.0

**BURTON, WILLIE #9** 6-8 F Minnesota '90 5/26/68

How Obtained: Signed as free agent, 2/24/98

How Departed: Unsigned free agent, 7/1/98

NBA (1 Year)

YEAR	GP	MIN	FGM-FGA	PCT	3-POINT FGM-FGA	PCT	FTM-FTA	PCT	REBS	AVG	AST	PF-DQ	STL	TO	BLK	PTS	AVG
97-98	13	43	8-21	.381	8-12	.667	3-9	.333	9	0.7	1	7-0	2	1	2	27	2.1

**BUTLER, JACKIE #45** 6-10 C Coastal Christian Academy 3/10/85

How Obtained: Signed as free agent, 7/21/06

How Departed: Traded to Houston, with the rights to Scola, for Spanoulis, 7/12/07

NBA (1 Year)

YEAR	GP	MIN	FGM-FGA	PCT	3-POINT FGM-FGA	PCT	FTM-FTA	PCT	REBS	AVG	AST	PF-DQ	STL	TO	BLK	PTS	AVG
06-07	11	103	16-35	.457	0-0	.000	9-10	.900	22	2.0	5	16-0	2	10	0	41	3.7

**BUTLER, ROSAL #18** 6-7 G/F La Salle '02 5/23/79

How Obtained: Signed as free agent, 9/28/15

How Departed: Waived, 3/9/16

NBA (1 Year)

YEAR	GP	MIN	FGM-FGA	PCT	3-POINT FGM-FGA	PCT	FTM-FTA	PCT	REBS	AVG	AST	PF-DQ	STL	TO	BLK	PTS	AVG
15-16	46	432	49-104	.471	15-49	.306	11-16	.688	56	1.2	24	11-0	13	8	23	124	2.7

**BYARS, DERRICK #34** 6-7 G/F Vanderbilt '07 4/25/84

How Obtained: Signed as free agent, 4/25/12

How Departed: Waived, 8/21/12

NBA (1 Year)

YEAR	GP	MIN	FGM-FGA	PCT	3-POINT FGM-FGA	PCT	FTM-FTA	PCT	REBS	AVG	AST	PF-DQ	STL	TO	BLK	PTS	AVG
11-12	2	37	3-11	.273	0-6	.000	4-4	1.000	11	5.5	1	2-0	2	0	0	10	5

**CALVIN, MACK #24** 6-0 G USC '69 7/27/48

How Obtained: From LA Lakers for a first round pick in '77 and cash, 11/16/76

How Departed: Waived, 2/11/77

NBA (1 Year)

YEAR	GP	MIN	FGM-FGA	PCT	3-POINT FGM-FGA	PCT	FTM-FTA	PCT	REBS	AVG	AST	PF-DQ	STL	TO	BLK	PTS	AVG
76-77	35	606	93-237	.392	—	—	123-146	.842	31	0.9	104	58-0	23	—	1	309	8.8

**CARR, ANTOINE #35** 6-9 F Wichita State '83 7/23/61

How Obtained: From Sacramento for Schintzius and a second round pick in '94, 9/23/91

How Departed: Unsigned free agent, 7/1/94

NBA (3 Years)

YEAR	GP	MIN	FGM-FGA	PCT	3-POINT FGM-FGA	PCT	FTM-FTA	PCT	REBS	AVG	AST	PF-DQ	STL	TO	BLK	PTS	AVG
91-92	81	1867	359-732	.490	1-5	.200	162-212	.764	346	4.3	63	264-5	32	114	96	881	10.9
92-93	71	1947	379-705	.538	0-5	.000	174-224	.777	388	5.5	97	264-5	35	96	87	932	13.1
93-94	34	465	78-160	.488	0-1	.000	42-58	.724	51	1.5	15	75-0	9	15	22	198	5.8
TOT	186	4279	816-1597	.511	1-11	.091	378-494	.765	785	4.2	175	603-10	76	225	205	2011	10.8
NBA PLAYOFFS (3 Years)																	
1992	3	109	24-44	.545	1-2	.500	10-16	.625	23	7.7	3	14-1	2	4	11	59	19.7
1993	8	171	39-74	.527	0-0	.000	6-10	.600	38	4.8	9	28-1	3	7	9	84	10.5
1994	3	37	5-11	.455	0-0	.000	8-9	.889	1	0.3	3	7-0	1	0	2	18	6.0
TOT	14	317	68-129	.527	1-2	.500	24-35	.686	62	4.4	15	49-2	6	11	22	161	11.5

**CARROLL, MATT #3** 6-6 G Notre Dame '03 8/28/80

How Obtained: Signed as free agent, 3/8/04

How Departed: Unsigned free agent, 7/04

NBA (1 Year)

YEAR	GP	MIN	FGM-FGA	PCT	3-POINT FGM-FGA	PCT	FTM-FTA	PCT	REBS	AVG	AST	PF-DQ	STL	TO	BLK	PTS	AVG
03-04	3	22	2-5	.400	0-0	.000	2-4	.500	3	1.0	1	5-0	1	4	0	6	2.0

**CARTER, ANTHONY #7** 6-2 G Hawaii '98 6/16/75

How Obtained: Signed as free agent, 8/1/03

How Departed: Waived, 12/5/03

NBA (1 Year)

YEAR	GP	MIN	FGM-FGA	PCT	3-POINT FGM-FGA	PCT	FTM-FTA	PCT	REBS	AVG	AST	PF-DQ	STL	TO	BLK	PTS	AVG
03-04	5	87	11-37	.297	0-3	.000	0-0	.000	11	2.2	12	9-0	4	12	0	22	4.4

**CHAMBERS, JERRY #40** 6-5 F Utah '66 7/18/43

How Obtained: Signed as free agent, 1973

How Departed: Waived, 1/24/74

ABA (1 Year)

YEAR	GP	MIN	FGM-FGA	PCT	3-POINT FGM-FGA	PCT	FTM-FTA	PCT	REBS	AVG	AST	PF-DQ	STL	TO	BLK	PTS	AVG
73-74	38	579	94-206	.456	0-0	.000	36-48	.750	103	2.7	42	74-0	11	28	3	224	5.9

**CHEEKS, MAURICE #10** 6-1 G West Texas State '78 9/8/56

How Obtained: From Philadelphia, with Welp and Wingate, for Dawkins and Vincent, 8/28/89

How Departed: Traded to New York for Strickland, 2/21/90

NBA (1 Year)

YEAR	GP	MIN	FGM-FGA	PCT	3-POINT FGM-FGA	PCT	FTM-FTA	PCT	REBS	AVG	AST	PF-DQ	STL	TO	BLK	PTS	AVG
89-90	50	1766	215-450	.478	1-9	.111	114-137	.832	167	3.3	302	46-0	82	85	5	545	10.9

# FORMER SPURS STATISTICS

## CLAXTON, SPEEDY #10

5-11 G Hofstra '00

5/8/78

How Obtained: From Philadelphia by Bryant and the draft rights to Salmons and Holcomb, 6/26/02

How Departed: Unsigned free agent, 7/16/03

NBA (1 Year)

YEAR	GP	MIN	FGM-FGA	PCT	3-POINT FGM-FGA	PCT	FTM-FTA	PCT	REBS	AVG	AST	PF-DQ	STL	TO	BLK	PTS	AVG
02-03	30	471	67-145	.462	0-11	.000	39-57	.684	56	1.9	75	43-0	22	35	7	173	5.8
NBA PLAYOFFS (1 Year)																	
2003	24	326	46-105	.438	0-0	.000	33-44	.750	45	1.9	45	38-0	16	24	5	125	5.2

## COMEGYS, DALLAS #22

6-9 F

DePaul '87

8/17/64

How Obtained: From New Jersey for Berry, 8/29/88

How Departed: Unsigned free agent, 7/1/89

NBA (1 Year)

YEAR	GP	MIN	FGM-FGA	PCT	3-POINT FGM-FGA	PCT	FTM-FTA	PCT	REBS	AVG	AST	PF-DQ	STL	TO	BLK	PTS	AVG
88-89	67	1119	166-341	.487	0-2	.000	106-161	.658	234	3.5	35	160-2	42	85	63	438	6.5

## COOK, DARWIN #12

6-3 G

Portland '80

8/6/58

How Obtained: Signed as free agent, 11/10/88

How Departed: Traded to Denver, with Greenwood, for Natt and Vincent, 1/26/89

NBA (1 Year)

YEAR	GP	MIN	FGM-FGA	PCT	3-POINT FGM-FGA	PCT	FTM-FTA	PCT	REBS	AVG	AST	PF-DQ	STL	TO	BLK	PTS	AVG
88-89	36	757	147-315	.467	6-31	.194	46-56	.821	59	1.6	84	77-0	43	62	4	346	9.6

## COOK, JEFF #45

6-10 F/C

Idaho State '78

10/21/56

How Obtained: From Cleveland for Jones and cash, 12/14/84

How Departed: Traded to Utah, with Iavaroni, for J. Wilkins, 2/16/86

NBA (2 Years)

YEAR	GP	MIN	FGM-FGA	PCT	3-POINT FGM-FGA	PCT	FTM-FTA	PCT	REBS	AVG	AST	PF-DQ	STL	TO	BLK	PTS	AVG
84-85	54	848	92-174	.529	0-0	.000	30-37	.811	210	3.9	39	150-2	25	32	14	214	4.0
85-86	34	356	28-67	.418	0-1	.000	26-41	.634	81	2.4	21	64-0	13	11	11	82	2.4
<b>TOT</b>	<b>88</b>	<b>1204</b>	<b>120-241</b>	<b>.498</b>	<b>0-1</b>	<b>.000</b>	<b>56-78</b>	<b>.718</b>	<b>291</b>	<b>3.3</b>	<b>60</b>	<b>214-2</b>	<b>38</b>	<b>43</b>	<b>25</b>	<b>296</b>	<b>3.4</b>
NBA PLAYOFFS (1 Year)																	
1985	5	98	9-18	.500	0-1	.000	17-25	.680	29	5.8	4	23-0	5	6	6	35	7.0

## COPA, TOM #30

6-10 C

Marquette '87

10/30/64

How Obtained: Signed as free agent, 8/9/91

How Departed: Waived, 6/25/92

NBA (1 Year)

YEAR	GP	MIN	FGM-FGA	PCT	3-POINT FGM-FGA	PCT	FTM-FTA	PCT	REBS	AVG	AST	PF-DQ	STL	TO	BLK	PTS	AVG
91-92	33	132	22-40	.550	0-0	.000	4-13	.308	36	1.1	3	29-0	2	8	6	48	1.5

## CORBIN, TYRONE #23

6-6 F

DePaul '85

12/31/62

How Obtained: Second round pick, 1985 Draft, 35th overall

How Departed: Waived, 1/21/87

NBA (2 Years)

YEAR	GP	MIN	FGM-FGA	PCT	3-POINT FGM-FGA	PCT	FTM-FTA	PCT	REBS	AVG	AST	PF-DQ	STL	TO	BLK	PTS	AVG
85-86	16	174	27-64	.422	0-1	.000	10-14	.714	25	1.6	11	21-0	11	12	2	64	4.0
86-87	31	732	113-264	.428	0-0	.000	49-67	.731	119	3.8	80	81-0	38	46	3	275	8.9
<b>TOT</b>	<b>47</b>	<b>906</b>	<b>140-328</b>	<b>.427</b>	<b>0-1</b>	<b>.000</b>	<b>59-81</b>	<b>.728</b>	<b>144</b>	<b>3.1</b>	<b>91</b>	<b>102-0</b>	<b>49</b>	<b>58</b>	<b>5</b>	<b>339</b>	<b>7.2</b>
NBA PLAYOFFS (1 Year)																	
1986	1	14	0-4	.000	0-0	.000	0-0	.000	1	1.0	1	0-0	0	0	0	0	0.0

## CORZINE, DAVE #40

6-11 C

DePaul '78

4/25/56

How Obtained: From Washington for second round picks in '81 and '82, 9/26/80

How Departed: Traded to Chicago, with Ollberding, for Gilmore, 7/22/82

NBA (2 Years)

YEAR	GP	MIN	FGM-FGA	PCT	3-POINT FGM-FGA	PCT	FTM-FTA	PCT	REBS	AVG	AST	PF-DQ	STL	TO	BLK	PTS	AVG
80-81	82	1960	366-747	.490	0-3	.000	125-175	.714	636	7.8	117	212-0	42	131	99	857	10.5
81-82	82	2189	336-648	.519	1-4	.250	159-213	.746	629	7.7	130	235-3	33	139	126	832	10.1
<b>TOT</b>	<b>164</b>	<b>4149</b>	<b>702-1395</b>	<b>.503</b>	<b>1-7</b>	<b>.143</b>	<b>284-388</b>	<b>.732</b>	<b>1265</b>	<b>7.7</b>	<b>247</b>	<b>447-3</b>	<b>75</b>	<b>270</b>	<b>225</b>	<b>1689</b>	<b>10.3</b>
NBA PLAYOFFS (2 Years)																	
1981	7	161	27-55	.491	0-0	.000	9-13	.692	48	6.9	16	15-0	4	11	8	63	9.0
1982	9	258	49-106	.462	0-0	.000	24-34	.706	85	9.4	17	30-0	6	20	9	122	13.6
<b>TOT</b>	<b>16</b>	<b>419</b>	<b>76-161</b>	<b>.472</b>	<b>0-0</b>	<b>.000</b>	<b>33-47</b>	<b>.702</b>	<b>133</b>	<b>8.3</b>	<b>33</b>	<b>45-0</b>	<b>10</b>	<b>31</b>	<b>17</b>	<b>185</b>	<b>11.6</b>

## COURTNEY, JOE #40

6-9 F

Southern Miss. '92

10/17/69

How Obtained: Signed 10-day contract, 3/2/97

NBA (1 Year)

YEAR	GP	MIN	FGM-FGA	PCT	3-POINT FGM-FGA	PCT	FTM-FTA	PCT	REBS	AVG	AST	PF-DQ	STL	TO	BLK	PTS	AVG
96-97	5	48	5-16	.313	0-0	.000	3-5	.600	7	1.4	0	6-0	0	2	0	13	2.6

## CROMPTON, GEOFF #50

6-11 C

North Carolina '78

7/4/55

How Obtained: Signed 10-day contract, 3/4/83; Signed for season, 3/14/83

How Departed: Waived, 4/7/83

NBA (1 Year)

YEAR	GP	MIN	FGM-FGA	PCT	3-POINT FGM-FGA	PCT	FTM-FTA	PCT	REBS	AVG	AST	PF-DQ	STL	TO	BLK	PTS	AVG
82-83	14	148	14-34	.412	0-0	.000	3-5	.600	48	3.4	7	25-0	3	5	5	31	2.2

## CROSHERE, AUSTIN #22

6-10 F

Providence '97

5/1/75

How Obtained: Signed 10-day contract, 1/16/09

NBA (1 Year)

YEAR	GP	MIN	FGM-FGA	PCT	3-POINT FGM-FGA	PCT	FTM-FTA	PCT	REBS	AVG	AST	PF-DQ	STL	TO	BLK	PTS	AVG
08-09	3	23	2-9	.222	0-4	.000	0-1	.000	10	3.3	3	1-0	0	2	0	4	1.3

# FORMER SPURS STATISTICS

## CROWDER, CORY #23

6-5 G

Kentucky Wesleyan '91

4/13/69

How Obtained: (1) Signed as free agent, 10/6/94; (2) Signed as free agent, 11/12/94

How Departed: (1) Waived, 10/27/94; (2) Waived, 12/26/94

NBA (1 Year)

YEAR	GP	MIN	FGM-FGA	PCT	FGM-FGA	PCT	FTM-FTA	PCT	REBS	AVG	AST	PF-DQ	STL	TO	BLK	PTS	AVG
94-95	7	29	2-10	.200	0-4	.000	2-6	.333	3	0.4	1	1-0	1	2	0	6	0.9

## CUMMINGS, TERRY #34

6-9 F

DePaul '83

3/15/61

How Obtained: From Milwaukee in exchange for A. Robertson, 5/28/89

Unsigned free agent, 7/95

NBA (6 Years)

YEAR	GP	MIN	FGM-FGA	PCT	FGM-FGA	PCT	FTM-FTA	PCT	REBS	AVG	AST	PF-DQ	STL	TO	BLK	PTS	AVG
89-90	81	2821	728-1532	.475	19-59	.322	343-440	.780	677	8.4	219	286-1	110	202	52	1818	22.4
90-91	67	2195	503-1039	.484	7-33	.212	164-240	.683	521	7.8	157	225-5	61	131	30	1177	17.6
91-92	70	2149	514-1053	.488	5-13	.385	177-249	.711	631	9.0	102	210-4	58	115	34	1210	17.3
92-93	8	76	11-29	.379	0-0	.000	5-10	.500	19	2.4	4	17-0	1	2	1	27	3.4
93-94	59	1133	183-428	.428	0-2	.000	63-107	.589	297	5.0	50	137-0	31	59	13	429	7.3
94-95	76	1273	224-464	.483	0-0	.000	72-123	.585	378	5.0	59	188-1	36	95	19	520	6.8
<b>TOT</b>	<b>361</b>	<b>9647</b>	<b>2163-4545</b>	<b>.476</b>	<b>31-107</b>	<b>.290</b>	<b>824-1169</b>	<b>.705</b>	<b>2523</b>	<b>7.0</b>	<b>591</b>	<b>1063-11</b>	<b>297</b>	<b>604</b>	<b>149</b>	<b>5181</b>	<b>14.4</b>

NBA PLAYOFFS (6 Years)

YEAR	GP	MIN	FGM-FGA	PCT	FTM-FTA	PCT	REBS	AVG	AST	PF-DQ	STL	TO	BLK	PTS	AVG		
1990	10	375	103-195	.528	1-5	.200	42-52	.808	94	9.4	22	39-0	7	19	4	249	24.9
1991	4	124	25-49	.510	0-1	.000	9-18	.500	37	9.3	4	13-0	3	9	2	59	14.8
1992	3	122	34-66	.515	0-0	.000	10-20	.500	34	11.3	7	9-0	4	7	4	78	26.0
1993	10	138	31-70	.443	0-1	.000	5-8	.625	39	3.9	5	27-0	3	8	1	67	6.7
1994	4	72	11-22	.500	0-0	.000	10-12	.833	25	6.3	2	10-0	5	4	3	32	8.0
1995	15	135	18-48	.375	0-1	.000	22-30	.733	31	2.1	4	25-0	5	7	1	58	3.9
<b>TOT</b>	<b>46</b>	<b>966</b>	<b>222-450</b>	<b>.493</b>	<b>1-8</b>	<b>.125</b>	<b>98-140</b>	<b>.700</b>	<b>260</b>	<b>5.7</b>	<b>44</b>	<b>103-0</b>	<b>27</b>	<b>54</b>	<b>15</b>	<b>543</b>	<b>11.8</b>

## D'ANTONI, MIKE #14

6-3 G

Marshall '73

5/8/51

How Obtained: Signed as free agent, 8/20/76

How Departed: Waived, 11/22/76

NBA (1 Year)

YEAR	GP	MIN	FGM-FGA	PCT	FGM-FGA	PCT	FTM-FTA	PCT	REBS	AVG	AST	PF-DQ	STL	TO	BLK	PTS	AVG
76-77	2	9	1-3	.333	0-0	.000	1-2	.500	2	1.0	2	3-0	0	0	0	3	1.5

## DAMPIER, LOUIE #10

6-0 G

Kentucky '67

11/20/44

How Obtained: ABA Dispersal Draft (Kentucky), 1976

How Departed: Waived, 7/79

NBA (3 Years)

YEAR	GP	MIN	FGM-FGA	PCT	FGM-FGA	PCT	FTM-FTA	PCT	REBS	AVG	AST	PF-DQ	STL	TO	BLK	PTS	AVG
76-77	80	1634	233-507	.460	0-0	.000	64-86	.744	76	1.0	234	93-0	49	—	15	530	6.6
77-78	82	2037	336-660	.509	0-0	.000	76-101	.752	122	1.5	285	84-0	87	95	13	748	9.1
78-79	70	760	123-251	.490	0-0	.000	29-39	.744	63	0.9	124	42-0	35	39	8	275	3.9
<b>TOT</b>	<b>232</b>	<b>4431</b>	<b>692-1418</b>	<b>.488</b>	<b>0-0</b>	<b>.000</b>	<b>169-226</b>	<b>.748</b>	<b>261</b>	<b>1.1</b>	<b>643</b>	<b>219-0</b>	<b>171</b>	<b>134</b>	<b>36</b>	<b>1553</b>	<b>6.7</b>

NBA PLAYOFFS (3 Years)

YEAR	GP	MIN	FGM-FGA	PCT	FTM-FTA	PCT	REBS	AVG	AST	PF-DQ	STL	TO	BLK	PTS	AVG		
1977	2	62	4-16	.250	0-0	.000	4-4	1.000	3	1.5	9	4-0	1	0	1	12	6.0
1978	6	129	17-37	.459	0-0	.000	1-4	.250	12	1.5	7-0	4	4	2	35	5.8	
1979	7	55	8-14	.571	0-0	.000	4-7	.571	5	0.7	8	8-0	3	1	1	20	2.9
<b>TOT</b>	<b>15</b>	<b>246</b>	<b>29-67</b>	<b>.433</b>	<b>0-0</b>	<b>.000</b>	<b>9-15</b>	<b>.600</b>	<b>15</b>	<b>1.0</b>	<b>32</b>	<b>19-0</b>	<b>8</b>	<b>5</b>	<b>4</b>	<b>67</b>	<b>4.5</b>

## DANIELS, ANTONIO #33

6-4 G

Bowling Green '97

3/19/75

How Obtained: From Vancouver for Herrera and the rights to Lopez, 6/24/98

How Departed: Traded to Portland, with McCaskill and C. Smith, for Kerr, Barkley and a second round pick in '03, 8/5/02

NBA (4 Years)

YEAR	GP	MIN	FGM-FGA	PCT	FGM-FGA	PCT	FTM-FTA	PCT	REBS	AVG	AST	PF-DQ	STL	TO	BLK	PTS	AVG
89-90	47	614	83-183	.454	5-17	.294	49-65	.754	54	1.1	106	39-0	30	44	6	220	4.7
90-91	68	1195	163-344	.474	22-66	.333	72-101	.713	86	1.3	177	73-0	55	58	5	420	6.2
00-01	79	2060	275-588	.468	74-183	.404	121-156	.776	163	2.1	304	120-0	61	109	14	745	9.4
01-02	82	2175	269-612	.440	57-196	.291	158-210	.752	176	2.1	228	104-0	48	70	12	753	9.2
<b>TOT</b>	<b>276</b>	<b>6044</b>	<b>790-1727</b>	<b>.457</b>	<b>158-462</b>	<b>.342</b>	<b>400-532</b>	<b>.752</b>	<b>479</b>	<b>1.7</b>	<b>815</b>	<b>336-0</b>	<b>194</b>	<b>281</b>	<b>37</b>	<b>2138</b>	<b>7.7</b>

NBA PLAYOFFS (4 Years)

YEAR	GP	MIN	FGM-FGA	PCT	FTM-FTA	PCT	REBS	AVG	AST	PF-DQ	STL	TO	BLK	PTS	AVG		
1999	15	106	9-21	.429	4-6	.667	5-6	.833	10	0.7	16	7-0	4	10	0	27	1.8
2000	4	82	9-23	.391	2-8	.250	9-13	.692	10	2.5	6	5-0	7	6	0	29	7.3
2001	13	406	63-131	.481	17-46	.370	33-35	.943	26	2.0	38	22-0	7	13	1	176	13.5
2002	10	224	35-77	.455	6-16	.375	19-22	.864	27	2.7	15	13-0	7	5	3	95	9.5
<b>TOT</b>	<b>42</b>	<b>818</b>	<b>116-252</b>	<b>.460</b>	<b>29-76</b>	<b>.382</b>	<b>66-76</b>	<b>.868</b>	<b>73</b>	<b>1.7</b>	<b>75</b>	<b>47-0</b>	<b>25</b>	<b>34</b>	<b>4</b>	<b>327</b>	<b>7.8</b>

## DANIELS, LLOYD #24

6-7 G

Mt. San Antonio College '87

9/4/67

How Obtained: Signed as free agent, 7/21/92

How Departed: Waived, 10/4/94

NBA (2 Years)

YEAR	GP	MIN	FGM-FGA	PCT	FGM-FGA	PCT	FTM-FTA	PCT	REBS	AVG	AST	PF-DQ	STL	TO	BLK	PTS	AVG
92-93	77	1573	285-644	.443	59-177	.333	72-99	.727	216	2.8	148	144-0	28	102	30	701	9.1
93-94	65	980	140-372	.376	44-125	.352	46-64	.719	111	1.7	94	69-0	39	60	16	370	5.7
<b>TOT</b>	<b>142</b>	<b>2553</b>	<b>425-1016</b>	<b>.418</b>	<b>103-302</b>	<b>.341</b>	<b>118-163</b>	<b>.724</b>	<b>327</b>	<b>2.3</b>	<b>242</b>	<b>213-0</b>	<b>67</b>	<b>162</b>	<b>46</b>	<b>1071</b>	<b>7.5</b>

NBA PLAYOFFS (2 Years)

YEAR	GP	MIN	FGM-FGA	PCT	FTM-FTA	PCT	REBS	AVG	AST	PF-DQ	STL	TO	BLK	PTS	AVG		
1993	8	74	11-30	.367	1-7	.143	5-6	.833	15	1.9	2	8-0	3	5	0	28	3.5
1994	4	66	8-20	.400	4-8	.500	2-2	1.000	9	2.3	3	4-0	0	2	1	22	5.5
<b>TOT</b>	<b>12</b>	<b>140</b>	<b>19-50</b>	<b>.380</b>	<b>5-15</b>	<b>.333</b>	<b>7-8</b>	<b>.875</b>	<b>24</b>	<b>2.0</b>	<b>5</b>	<b>12-0</b>	<b>3</b>	<b>7</b>	<b>1</b>	<b>50</b>	<b>4.2</b>

# FORMER SPURS STATISTICS

## DAVIS, CHARLES #23

6-7 F Vanderbilt '81

10/5/58

How Obtained: From Milwaukee, with cash and a second round pick in '89, for Krystkowiak, 11/18/87

How Departed: Waived, 12/28/87

NBA (1 Year)

YEAR	GP	MIN	FGM-FGA	PCT	3-POINT			FTM-FTA	PCT	REBS	AVG	AST	PF-DQ	STL	TO	BLK	PTS	AVG
					FGM-FGA	PCT	FTM-FTA											
87-88	16	187	42-97	.433	1-15	.067	7-10	.700	38	2.4	17	25-0	0	13	3	92	5.8	

## DAVIS, HARRY #23

6-7 F Florida State '78

1/27/56

How Obtained: Signed 10-day contract, 2/25/80

How Departed: Waived, 3/3/80

NBA (1 Year)

YEAR	GP	MIN	FGM-FGA	PCT	3-POINT			FTM-FTA	PCT	REBS	AVG	AST	PF-DQ	STL	TO	BLK	PTS	AVG
					FGM-FGA	PCT	FTM-FTA											
79-80	4	30	6-12	.500	0-0	.000	1-2	.500	6	1.5	0	8-0	1	3	0	13	3.3	

## DAWKINS, JOHNNY #24

6-2 G Duke '86

9/28/63

How Obtained: First round pick, 1986 Draft, 10th overall

How Departed: Traded to Philadelphia, with Vincent, for Cheeks, Wingate and Welp, 8/28/89

NBA (3 Years)

YEAR	GP	MIN	FGM-FGA	PCT	3-POINT			FTM-FTA	PCT	REBS	AVG	AST	PF-DQ	STL	TO	BLK	PTS	AVG
					FGM-FGA	PCT	FTM-FTA											
86-87	81	1682	334-764	.437	14-47	.298	153-191	.801	169	2.1	290	118-0	67	120	3	835	10.3	
87-88	85	2179	405-835	.485	19-61	.311	198-221	.896	204	3.1	480	95-0	88	154	2	1027	15.8	
88-89	32	1083	177-400	.443	0-4	.000	100-112	.893	101	3.2	224	64-0	55	111	0	454	14.2	
<b>TOT</b>	<b>178</b>	<b>4944</b>	<b>916-1999</b>	<b>.458</b>	<b>33-112</b>	<b>.295</b>	<b>451-524</b>	<b>.861</b>	<b>474</b>	<b>2.7</b>	<b>994</b>	<b>277-0</b>	<b>210</b>	<b>385</b>	<b>5</b>	<b>2316</b>	<b>13.0</b>	
NBA PLAYOFFS (1 Year)																		
1988	3	53	6-23	.261	0-2	.000	3-4	.750	3	1.0	5	2-0	2	1	0	15	5.0	

## DAWSON, ERIC #23

6-9 F Midwestern State '07

7/7/84

How Obtained: (1) Signed 10-day contract, 2/20/12 (2) Signed 10-day contract, 3/16/12

NBA (1 Year)

YEAR	GP	MIN	FGM-FGA	PCT	3-POINT			FTM-FTA	PCT	REBS	AVG	AST	PF-DQ	STL	TO	BLK	PTS	AVG
					FGM-FGA	PCT	FTM-FTA											
11-12	4	39	7-12	.583	0-0	-	1-2	.500	10	2.5	0	6-0	1	3	2	15	3.8	

## DAYE, AUSTIN #23

6-11 F Gonzaga '09

6/5/88

How Obtained: From Toronto in exchange for Nando De Colo, 2/20/14

How Departed: Waived, 1/17/15

NBA (2 Years)

YEAR	GP	MIN	FGM-FGA	PCT	3-POINT			FTM-FTA	PCT	REBS	AVG	AST	PF-DQ	STL	TO	BLK	PTS	AVG
					FGM-FGA	PCT	FTM-FTA											
13-14	14	115	21-55	.382	12-29	.414	4-7	.571	20	1.4	6	14-0	4	5	4	58	4.1	
14-15	26	268	40-115	.348	19-57	.333	4-4	1.000	61	2.3	9	30-0	8	18	3	103	4.0	
<b>TOT</b>	<b>40</b>	<b>383</b>	<b>61-170</b>	<b>.359</b>	<b>31-86</b>	<b>.360</b>	<b>8-11</b>	<b>.727</b>	<b>81</b>	<b>2.0</b>	<b>15</b>	<b>44-0</b>	<b>12</b>	<b>23</b>	<b>7</b>	<b>161</b>	<b>4.0</b>	
NBA PLAYOFFS (1 Year)																		
2014	1	6	0-2	.000	0-0	.000	0-0	.000	1	1.0	0	0-0	0	0	0	0	0.0	

## DE COLO, NANDO #25

6-5 G France

6/23/87

How Obtained: Second round pick, 2009 Draft, 29th overall

How Departed: Traded to Toronto, for Daye, 2/20/14

NBA (2 Years)

YEAR	GP	MIN	FGM-FGA	PCT	3-POINT			FTM-FTA	PCT	REBS	AVG	AST	PF-DQ	STL	TO	BLK	PTS	AVG
					FGM-FGA	PCT	FTM-FTA											
12-13	72	920	105-241	.436	31-82	.378	35-44	.795	138	1.9	138	87-0	41	81	6	276	3.8	
13-14	26	301	42-93	.452	10-31	.323	18-22	.818	45	1.7	32	25-0	15	21	3	112	4.3	
<b>TOT</b>	<b>98</b>	<b>1221</b>	<b>147-334</b>	<b>.444</b>	<b>41-113</b>	<b>.363</b>	<b>53-66</b>	<b>.803</b>	<b>183</b>	<b>1.8</b>	<b>170</b>	<b>112-0</b>	<b>56</b>	<b>102</b>	<b>9</b>	<b>388</b>	<b>4.1</b>	
NBA PLAYOFFS (1 Year)																		
2013	5	14	1-4	.250	0-3	.000	2-2	1.000	4	0.8	2	1-0	0	0	0	4	0.8	

## DEL NEGRO, VINNY #15

6-4 G N.C. State '88

8/9/66

How Obtained: Signed as free agent, 7/30/92

How Departed: Unsigned free agent, 1/9/99

NBA (6 Years)

YEAR	GP	MIN	FGM-FGA	PCT	3-POINT			FTM-FTA	PCT	REBS	AVG	AST	PF-DQ	STL	TO	BLK	PTS	AVG
					FGM-FGA	PCT	FTM-FTA											
92-93	73	1526	218-430	.507	6-24	.250	101-117	.863	163	2.2	291	146-0	44	92	1	543	7.4	
93-94	77	1949	309-634	.487	15-43	.349	140-170	.824	161	2.1	320	168-0	64	102	1	773	10.0	
94-95	75	2360	372-766	.486	66-162	.407	128-162	.790	192	2.6	226	179-0	61	56	14	938	12.5	
95-96	82	2766	478-962	.497	57-150	.380	178-214	.832	272	3.3	315	166-0	85	100	6	1191	14.5	
96-97	72	2243	365-781	.467	44-140	.314	112-129	.868	210	2.9	231	131-0	59	92	7	886	12.3	
97-98	54	1721	211-479	.441	17-39	.436	74-93	.796	152	2.8	183	113-0	39	53	6	513	9.5	
<b>TOT</b>	<b>433</b>	<b>12565</b>	<b>1953-4052</b>	<b>.482</b>	<b>205-558</b>	<b>.367</b>	<b>733-885</b>	<b>.828</b>	<b>1150</b>	<b>2.7</b>	<b>1566</b>	<b>903-0</b>	<b>352</b>	<b>495</b>	<b>35</b>	<b>4844</b>	<b>11.2</b>	
NBA PLAYOFFS (5 Years)																		
1993	8	112	17-38	.447	2-9	.222	4-4	1.000	19	2.4	24	13-0	1	3	1	40	5.0	
1994	4	93	12-27	.444	2-4	.500	3-5	.600	7	1.8	18	6-0	1	6	0	29	7.3	
1995	15	382	5-118	.432	9-20	.450	20-24	.833	32	2.1	37	23-0	8	16	2	131	8.7	
1996	10	379	57-124	.460	16-27	.593	13-19	.684	26	2.6	29	19-0	13	6	3	143	14.3	
1998	9	283	39-81	.481	2-10	.200	16-17	.941	24	2.7	29	30-0	8	13	0	96	10.7	
<b>TOT</b>	<b>46</b>	<b>1249</b>	<b>176-388</b>	<b>.454</b>	<b>31-70</b>	<b>.443</b>	<b>56-69</b>	<b>.812</b>	<b>108</b>	<b>2.3</b>	<b>137</b>	<b>91-0</b>	<b>31</b>	<b>44</b>	<b>6</b>	<b>439</b>	<b>9.5</b>	

## DEMPS, DELL #5

6-4 G Pacific '92

2/12/70

How Obtained: Signed as free agent, 10/7/95

How Departed: Unsigned free agent, 7/1/96

NBA (1 Year)

YEAR	GP	MIN	FGM-FGA	PCT	3-POINT			FTM-FTA	PCT	REBS	AVG	AST	PF-DQ	STL	TO	BLK	PTS	AVG
					FGM-FGA	PCT	FTM-FTA											
95-96	16	87	19-33	.576	1-2	.500	14-17	.824	9	0.6	8	10-0	3	12	1	53	3.3	

## DENTMON, JUSTIN #1

5-11 G Washington '09

9/5/85

How Obtained: Signed 10-day contract on 3/24/12

NBA (1 Year)

YEAR	GP	MIN	FGM-FGA	PCT	3-POINT			FTM-FTA	PCT	REBS	AVG	AST	PF-DQ	STL	TO	BLK	PTS	AVG
					FGM-FGA	PCT	FTM-FTA											
11-12	2	19	2-6	.333	0-4	.000	0-0	-	1	.50	1	2-0	1	0	0	4	2.0	

# FORMER SPURS STATISTICS

## DIAL, DERRICK #5

6-5 G

Eastern Michigan '98

12/20/75

How Obtained: Second round pick, 1998 Draft, 52nd overall  
 How Departed: Unsigned free agent, 7/18/01

NBA (2 Years)

YEAR	GP	MIN	3-POINT		PCT	FTM-FTA	PCT	REBS	AVG	AST	PF-DQ	STL	TO	BLK	PTS	AVG	
			FGM-FGA	FGM-FGA													
99-00	8	95	17-46	.370		3-5	.600	26	3.3	5	10-0	1	6	1	40	5.0	
00-01	33	207	36-83	.434	2-10	.200	12-21	.571	38	1.2	21	22-0	4	12	6	86	2.6
<b>TOT</b>	<b>41</b>	<b>302</b>	<b>53-129</b>	<b>.411</b>	<b>5-22</b>	<b>.227</b>	<b>15-26</b>	<b>.577</b>	<b>64</b>	<b>1.6</b>	<b>26</b>	<b>32-0</b>	<b>5</b>	<b>18</b>	<b>7</b>	<b>126</b>	<b>3.1</b>

NBA PLAYOFFS (1 Year)

2000	2	8	2-4	.500	0-0	.000	1-2	.500	2	1.0	0	1-0	0	0	0	5	2.5
------	---	---	-----	------	-----	------	-----	------	---	-----	---	-----	---	---	---	---	-----

## DIAW, BORIS #33

6-8 F

France

4/16/82

How Obtained: Signed as free agent, 3/23/12

How Departed: Traded to Utah, along with a future second round pick, for O. Hanlan, 7/8/16

NBA (5 Years)

YEAR	GP	MIN	3-POINT		PCT	FTM-FTA	PCT	REBS	AVG	AST	PF-DQ	STL	TO	BLK	PTS	AVG	
			FGM-FGA	FGM-FGA													
11-12	20	406	40-68	.588	8-13	.615	5-8	.625	85	4.3	47	54-1	14	28	6	93	4.7
12-13	75	1709	179-332	.539	30-78	.385	47-65	.723	254	3.4	180	143-0	52	84	27	435	5.8
13-14	79	1974	302-580	.521	45-112	.402	68-92	.739	326	4.1	222	140-0	44	121	32	717	9.1
14-15	81	1984	291-632	.460	54-169	.320	72-93	.774	348	4.3	233	148-0	36	126	23	708	8.7
15-16	76	1386	202-383	.527	25-69	.362	56-76	.737	233	3.1	176	102-0	26	97	21	485	6.4
<b>TOT</b>	<b>331</b>	<b>7459</b>	<b>1014-1995</b>	<b>.508</b>	<b>162-441</b>	<b>.367</b>	<b>248-334</b>	<b>.743</b>	<b>1246</b>	<b>3.8</b>	<b>858</b>	<b>587-1</b>	<b>172</b>	<b>456</b>	<b>109</b>	<b>2438</b>	<b>7.4</b>

NBA PLAYOFFS (5 Years)

11-12	14	346	36-70	.514	9-18	.500	6-8	.750	73	5.2	35	29-0	11	15	4	87	6.2
12-13	16	273	24-54	.444	5-13	.385	12-14	.857	40	2.5	28	28-0	4	13	3	65	4.1
13-14	23	604	80-160	.500	18-45	.400	33-48	.688	111	4.8	78	44-0	14	29	3	211	9.2
14-15	7	198	34-71	.479	4-18	.222	9-13	.692	43	6.1	25	24-0	5	9	3	81	11.6
15-16	9	159	21-46	.457	2-6	.333	3-4	.750	19	2.1	21	9-0	2	6	4	47	5.2
<b>TOT</b>	<b>69</b>	<b>1579</b>	<b>195-401</b>	<b>.486</b>	<b>38-100</b>	<b>.380</b>	<b>63-87</b>	<b>.724</b>	<b>286</b>	<b>4.1</b>	<b>187</b>	<b>134-0</b>	<b>36</b>	<b>72</b>	<b>17</b>	<b>491</b>	<b>7.1</b>

## DIETRICK, COBY #25

6-11 C/F

San Jose State '70

7/23/48

How Obtained: (1) Signed as free agent with Dallas, 1972; (2) Signed 10-day contract, 1/18/83; Signed 10-day contract, 1/28/83

How Departed: (1) Signed as free agent with Chicago (received Tate Armstrong and cash as compensation on 9/5/79), 8/2/79; (2) Waived, 2/8/83

ABA (3 Years)

YEAR	GP	MIN	3-POINT		PCT	FTM-FTA	PCT	REBS	AVG	AST	PF-DQ	STL	TO	BLK	PTS	AVG	
			FGM-FGA	FGM-FGA													
73-74	84	2142	251-569	.441	0-3	.000	81-114	.711	532	6.3	253	285-0	89	151	50	583	6.9
74-75	82	1724	222-444	.500	2-4	.500	76-99	.768	524	6.4	168	266-0	82	117	55	522	6.4
75-76	81	1467	200-403	.496	1-7	.143	68-82	.829	349	4.3	159	257-0	67	112	43	469	5.8
<b>TOT</b>	<b>247</b>	<b>5333</b>	<b>673-1416</b>	<b>.475</b>	<b>3-14</b>	<b>.214</b>	<b>225-295</b>	<b>.763</b>	<b>1405</b>	<b>5.7</b>	<b>581</b>	<b>808-0</b>	<b>245</b>	<b>380</b>	<b>148</b>	<b>1576</b>	<b>6.4</b>

NBA (4 Years)

76-77	82	1772	285-620	.460	0-0	.000	119-166	.717	372	4.5	148	267-8	88	—	57	689	8.4
77-78	79	1876	250-543	.460	0-0	.000	89-114	.781	358	4.5	217	231-4	81	144	55	589	7.5
78-79	76	1487	209-400	.523	0-0	.000	79-99	.798	315	4.1	198	206-7	72	92	38	497	6.5
82-83	8	34	1-5	.200	0-0	.000	0-2	.000	8	1.0	6	6-0	1	1	0	2	0.3
<b>TOT</b>	<b>245</b>	<b>5169</b>	<b>745-1568</b>	<b>.475</b>	<b>0-0</b>	<b>.000</b>	<b>287-381</b>	<b>.753</b>	<b>1053</b>	<b>4.3</b>	<b>569</b>	<b>710-19</b>	<b>242</b>	<b>237</b>	<b>150</b>	<b>1777</b>	<b>7.3</b>

ABA PLAYOFFS (3 Years)

1974	7	129	13-25	.520	0-2	.000	8-12	.667	27	3.8	9	17-0	2	7	7	34	4.9
1975	6	187	30-49	.612	0-2	.000	9-11	.818	40	6.7	22	26-0	6	14	7	69	1.2
1976	7	208	27-55	.491	0-0	.000	8-13	.615	41	5.9	15	28-0	7	17	6	62	8.9
<b>TOT</b>	<b>20</b>	<b>524</b>	<b>70-129</b>	<b>.543</b>	<b>0-2</b>	<b>.000</b>	<b>25-36</b>	<b>.694</b>	<b>108</b>	<b>5.4</b>	<b>46</b>	<b>71-0</b>	<b>15</b>	<b>38</b>	<b>20</b>	<b>165</b>	<b>8.3</b>

NBA PLAYOFFS (3 Years)

1977	2	64	12-23	.523	0-0	.000	2-6	.333	9	4.5	5	4-0	1	0	0	26	13.0
1978	6	96	14-27	.519	0-0	.000	1-2	.500	25	4.2	4	18-1	5	9	5	29	4.8
1979	14	281	39-88	.443	0-0	.000	4-8	.500	65	4.6	26	41-0	12	18	3	82	5.9
<b>TOT</b>	<b>22</b>	<b>441</b>	<b>65-138</b>	<b>.471</b>	<b>0-0</b>	<b>.000</b>	<b>7-16</b>	<b>.438</b>	<b>99</b>	<b>4.5</b>	<b>35</b>	<b>63-1</b>	<b>18</b>	<b>27</b>	<b>8</b>	<b>137</b>	<b>6.2</b>

## DINKINS, BYRON #4

6-2 G

UNC Charlotte '89

6/15/67

How Obtained: Signed as free agent, 11/6/90

How Departed: Waived, 12/17/90

NBA (1 Year)

YEAR	GP	MIN	3-POINT		PCT	FTM-FTA	PCT	REBS	AVG	AST	PF-DQ	STL	TO	BLK	PTS	AVG	
			FGM-FGA	FGM-FGA													
90-91	10	144	13-33	.394	0-0	.000	8-9	.889	11	1.1	19	12-0	2	13	0	34	3.4

## DIOGU, IKE #1

6-9 F

Arizona State '05

9/11/83

How Obtained: Signed as free agent on 1/3/12

How Departed: Waived on 1/12/12

NBA (1 Year)

YEAR	GP	MIN	3-POINT		PCT	FTM-FTA	PCT	REBS	AVG	AST	PF-DQ	STL	TO	BLK	PTS	AVG	
			FGM-FGA	FGM-FGA													
11-12	2	0	0-2	.000	0-0	.000	2-2	1.000	1	5.00	0	1-0	0	1	0	2	1.0

## DUCKWORTH, KEVIN #54

6-11 C

E. Illinois '86

4/1/64

How Obtained: Second round pick, 1986 Draft, 33rd overall

How Departed: Traded to Portland for Berry, 12/18/86

NBA (1 Year)

YEAR	GP	MIN	3-POINT		PCT	FTM-FTA	PCT	REBS	AVG	AST	PF-DQ	STL	TO	BLK	PTS	AVG	
			FGM-FGA	FGM-FGA													
86-87	14	122	18-45	.400	0-0	.000	9-14	.643	31	2.2	6	27-0	5	4	3	45	3.2

# FORMER SPURS STATISTICS

## DUNCAN, TIM #21

How Obtained: First round pick, 1997 Draft, 1st overall

How Departed: Retired, 7/11/16

NBA (19 Years)

6-11 F

Wake Forest '97

4/25/76

YEAR	GP	MIN	FGM-FGA	PCT	3-POINT FGM-FGA	PCT	FTM-FTA	PCT	REBS	AVG	AST	PF-DQ	STL	TO	BLK	PTS	AVG
97-98	82	3204	706-1287	.549	0-10	.000	319-482	.662	977	11.9	224	254-1	55	279	206	1731	21.1
98-99	50	1963	418-845	.495	1-7	.143	247-358	.690	571	11.4	121	147-2	45	146	126	1084	21.7
99-00	74	2875	628-1281	.490	1-11	.091	459-603	.761	918	12.4	234	210-1	66	242	165	1716	23.2
00-01	82	3174	702-1406	.499	7-27	.259	409-662	.618	997	12.2	245	247-0	70	242	192	1820	22.2
01-02	82	3329	764-1504	.508	1-10	.100	560-701	.799	1042	12.7	307	217-2	61	263	203	2089	25.5
02-03	81	3181	714-1392	.513	6-22	.273	450-634	.710	1043	12.9	316	231-2	55	248	237	1884	23.3
03-04	69	2527	592-1181	.501	2-12	.167	352-588	.599	859	12.4	213	164-1	62	183	185	1538	22.3
04-05	66	2203	517-1042	.496	3-9	.333	305-455	.670	732	11.1	179	144-0	45	127	174	1342	20.3
05-06	80	2784	574-1185	.484	2-5	.400	335-533	.629	881	11.0	253	219-2	70	198	162	1485	18.6
06-07	80	2726	618-1131	.546	1-9	.111	362-568	.637	846	10.6	273	203-0	66	224	190	1599	20.0
07-08	78	2651	585-1178	.497	0-4	.000	338-463	.730	881	11.3	218	185-1	56	178	152	1508	19.3
08-09	75	2523	558-1107	.504	0-2	.000	334-483	.692	800	10.7	264	173-2	38	165	126	1450	19.3
09-10	78	2438	561-1082	.518	2-11	.182	271-374	.725	788	10.1	246	152-1	45	140	117	1395	17.9
10-11	76	2156	419-838	.500	0-4	.000	184-257	.716	678	8.9	203	119-0	50	122	146	1022	13.4
11-12	58	1634	361-733	.492	0-4	.000	173-249	.695	520	9.0	132	98-0	38	97	88	895	15.4
12-13	69	2078	490-976	.502	2-7	.286	245-300	.817	686	9.9	184	117-0	50	147	183	1227	17.8
13-14	74	2158	444-906	.490	0-5	.000	231-316	.731	721	9.7	220	134-2	43	159	139	1119	15.1
14-15	77	2227	419-819	.512	2-7	.286	230-311	.740	704	9.1	230	165-0	63	131	151	1070	13.9
15-16	61	1536	215-441	.488	0-2	.000	92-131	.702	447	7.3	163	125-0	47	90	78	522	8.6
<b>TOT</b>	<b>1392</b>	<b>47367</b>	<b>10285-20334</b>	<b>.506</b>	<b>30-168</b>	<b>.179</b>	<b>5896-8468</b>	<b>.696</b>	<b>15091</b>	<b>10.8</b>	<b>4225</b>	<b>3304-17</b>	<b>1025</b>	<b>3381</b>	<b>3020</b>	<b>26496</b>	<b>19.0</b>

### NBA PLAYOFFS (18 Years)

97-98	9	374	73-140	.521	0-1	.000	40-60	.667	81	9.0	17	24-1	5	25	23	186	20.7
98-99	17	733	144-282	.511	0-3	.000	107-143	.748	195	11.5	48	50-1	13	52	45	395	23.2
00-01	13	526	120-246	.488	1-1	1.000	76-119	.639	188	14.5	49	43-0	14	50	35	317	24.4
01-02	9	380	82-181	.453	1-3	.333	83-101	.822	130	14.4	45	22-0	6	37	39	248	27.6
02-03	24	1021	218-412	.529	0-7	.000	157-232	.677	369	15.4	127	78-0	15	76	79	593	24.7
03-04	10	405	83-159	.522	0-1	.000	55-87	.632	113	11.3	32	34-0	8	42	20	221	22.1
04-05	23	869	197-425	.464	1-5	.200	147-205	.717	286	12.4	63	66-1	8	62	52	542	23.6
05-06	13	493	121-211	.573	0-2	.000	94-131	.718	137	10.5	43	50-1	11	34	25	336	25.8
06-07	20	736	174-334	.521	0-0	---	96-149	.644	229	11.5	65	59-0	13	59	62	444	22.2
07-08	17	666	135-301	.449	1-5	.200	72-115	.626	247	14.5	56	41-0	15	41	35	343	20.2
08-09	5	164	41-77	.532	0-0	---	17-28	.607	40	8.0	16	11-0	3	7	6	99	19.8
09-10	10	373	78-150	.520	1-2	.500	33-69	.478	99	9.9	26	27-0	8	24	17	190	19.0
10-11	6	212	33-69	.478	0-0	---	10-16	.625	63	10.5	16	17-1	3	18	15	76	12.7
11-12	14	463	101-204	.495	0-1	.000	41-58	.707	131	9.4	39	30-0	10	21	29	243	17.4
12-13	21	735	151-321	.470	0-1	.000	79-98	.806	214	10.2	40	53-0	18	42	34	381	18.1
13-14	23	752	149-285	.523	0-2	.000	76-100	.760	211	9.2	45	52-0	7	26	29	374	16.3
14-15	7	250	53-90	.589	0-1	.000	19-34	.559	78	11.1	23	26-1	9	7	10	125	17.9
15-16	10	218	22-52	.423	0-0	---	15-21	.714	48	4.8	14	18-0	2	10	13	59	5.9
<b>TOT</b>	<b>251</b>	<b>9370</b>	<b>1975-3939</b>	<b>.501</b>	<b>5-35</b>	<b>.143</b>	<b>1217-1766</b>	<b>.689</b>	<b>2859</b>	<b>11.4</b>	<b>764</b>	<b>701-6</b>	<b>168</b>	<b>633</b>	<b>568</b>	<b>5172</b>	<b>20.6</b>

### NBA ALL-STAR GAMES (15 Years)

97-98	1	14	1-4	.250	0-1	.000	0-0	---	11	11.0	1	0-0	0	2	0	2	2.0
99-00	1	33	12-14	.857	0-0	---	0-0	---	14	14.0	4	3-0	1	2	1	24	24.0
00-01	1	28	5-11	.455	0-0	---	4-4	1.000	14	14.0	1	1-0	2	2	1	14	14.0
01-02	1	29	7-11	.636	0-0	---	0-0	---	14	14.0	2	1-0	0	3	2	14	14.0
02-03	1	40	8-18	.444	0-0	---	3-3	1.000	15	15.0	4	2-0	1	3	0	19	19.0
03-04	1	26	6-11	.545	0-0	---	2-4	.500	13	13.0	5	2-0	1	2	0	14	14.0
04-05	1	16	7-10	.700	1-1	1.000	0-1	.000	9	9.0	2	0-0	0	2	0	15	15.0
05-06	1	21	6-7	.857	0-0	---	3-3	1.000	10	10.0	1	2-0	1	5	1	15	15.0
06-07	1	15	2-3	.667	0-0	---	0-0	---	5	5.0	4	1-0	0	1	0	4	4.0
07-08	1	22	2-7	.286	0-1	.000	0-0	---	9	9.0	1	1-0	1	4	1	4	4.0
08-09	1	18	3-5	.600	0-0	---	0-0	---	3	3.0	2	1-0	1	2	1	6	6.0
09-10	1	13	1-4	.250	0-0	---	1-2	.500	4	4.0	0	1-0	2	3	0	3	3.0
10-11	1	12	1-4	.250	0-0	---	0-0	---	3	3.0	2	0-0	2	0	0	2	2.0
12-13	1	8	1-4	.250	0-1	.000	0-0	---	3	3.0	0	1-0	0	1	0	2	2.0
14-15	1	15	1-2	.500	0-0	---	0-0	---	9	9.0	2	0-0	0	0	0	2	2.0
<b>TOT</b>	<b>15</b>	<b>310</b>	<b>63-115</b>	<b>.548</b>	<b>1-4</b>	<b>.250</b>	<b>13-17</b>	<b>.765</b>	<b>136</b>	<b>9.1</b>	<b>31</b>	<b>16-0</b>	<b>13</b>	<b>31</b>	<b>8</b>	<b>140</b>	<b>9.3</b>

## DUNLEAVY, MIKE #10

6-3 G

South Carolina '76

3/21/54

How Obtained: Signed as veteran free agent (Houston got third round pick in '83), 10/16/82

How Departed: Signed as veteran free agent with Milwaukee (Spurs got fourth round pick in '84 and cash), 3/8/84

NBA (1 Year)

YEAR	GP	MIN	FGM-FGA	PCT	3-POINT FGM-FGA	PCT	FTM-FTA	PCT	REBS	AVG	AST	PF-DQ	STL	TO	BLK	PTS	AVG
82-83	79	1619	213-510	.418	67-194	.345	120-154	.779	134	1.7	437	210-1	74	160	4	613	7.8

### NBA PLAYOFFS (1 Year)

1983	11	174	22-65	.338	8-30	.267	9-13	.692	13	1.2	49	22-0	9	14	1	61	5.5
------	----	-----	-------	------	------	------	------	------	----	-----	----	------	---	----	---	----	-----

## EDMONSON, KEITH #10

6-5 G

Purdue '81

9/28/60

How Obtained: From Atlanta for cash, 10/17/83

How Departed: Traded to Denver for a second round pick in '84, 1/21/84

NBA (1 Year)

YEAR	GP	MIN	FGM-FGA	PCT	3-POINT FGM-FGA	PCT	FTM-FTA	PCT	REBS	AVG	AST	PF-DQ	STL	TO	BLK	PTS	AVG
83-84	40	521	135-274	.493	0-0	.000	76-101	.752	70	1.8	27	67-1	22	45	6	346	8.7

## EISLEY, HOWARD #1

6-3 G

Boston College '94

12/4/72

How Obtained: Signed to 10-day contract, 2/26/95; Signed to 10-day contract, 3/9/95; Signed for season, 3/18/95

How Departed: Waived, 4/17/95

NBA (1 Year)

YEAR	GP	MIN	FGM-FGA	PCT	3-POINT FGM-FGA	PCT	FTM-FTA	PCT	REBS	AVG	AST	PF-DQ	STL	TO	BLK	PTS	AVG
94-95	15	56	3-17	.176	1-5	.200	0-0	.000	6	0.4	18	3-0	0	8	1	7	0.5

# FORMER SPURS STATISTICS

## ELIE, MARIO #17

6-5 G American International '85 11/26/63

How Obtained: Signed as free agent, 1/21/99

How Departed: Unsigned free agent, 8/1/00

NBA (2 Years)

			3-POINT														
YEAR	GP	MIN	FGM-FGA	PCT	FGM-FGA	PCT	FTM-FTA	PCT	REBS	AVG	AST	PF-DQ	STL	TO	BLK	PTS	AVG
98-99	47	1291	156-331	.471	40-107	.374	103-119	.866	137	2.9	89	91-0	46	61	12	455	9.7
99-00	79	2217	195-457	.427	74-186	.398	126-149	.846	249	3.2	193	156-0	73	130	9	590	7.5
<b>TOT</b>	<b>126</b>	<b>3508</b>	<b>351-788</b>	<b>.445</b>	<b>114-293</b>	<b>.389</b>	<b>229-268</b>	<b>.854</b>	<b>386</b>	<b>3.1</b>	<b>282</b>	<b>247-0</b>	<b>119</b>	<b>191</b>	<b>21</b>	<b>1045</b>	<b>8.3</b>

NBA PLAYOFFS (2 Years)

1999	17	526	43-112	.384	8-30	.267	41-49	.837	59	3.5	50	42-0	22	25	2	135	7.9
2000	4	115	6-22	.273	1-7	.143	17-18	.944	17	4.3	7	4-0	5	12	0	30	7.5
<b>TOT</b>	<b>21</b>	<b>641</b>	<b>49-134</b>	<b>.366</b>	<b>9-37</b>	<b>.243</b>	<b>58-67</b>	<b>.866</b>	<b>76</b>	<b>3.6</b>	<b>57</b>	<b>46-0</b>	<b>27</b>	<b>37</b>	<b>2</b>	<b>165</b>	<b>7.9</b>

## ELLIOTT, SEAN #32

6-8 F Arizona '89 2/2/68

How Obtained: (1) First round pick, 1989 Draft, 3rd overall (2) From Detroit for Curley and a 1997 second round pick, 7/19/94

How Departed: (1) Traded to Detroit, with Wood, for Rodman, Morris and future considerations, 10/1/93 (2) Unsigned free agent, 7/18/01

NBA (11 Years)

			3-POINT														
YEAR	GP	MIN	FGM-FGA	PCT	FGM-FGA	PCT	FTM-FTA	PCT	REBS	AVG	AST	PF-DQ	STL	TO	BLK	PTS	AVG
89-90	81	2032	311-647	.481	1-9	.111	187-216	.866	297	3.7	154	172-0	45	112	14	810	10.0
90-91	82	3044	478-976	.490	20-64	.313	325-402	.808	456	5.6	238	190-69	47	147	33	1301	15.9
91-92	82	3120	514-1040	.494	25-82	.305	285-331	.861	439	5.4	214	149-84	84	152	29	1338	16.3
92-93	70	2604	451-918	.491	37-104	.356	268-337	.795	322	4.6	265	132-68	168	152	28	1207	17.2
94-95	81	2858	502-1072	.468	136-333	.408	326-404	.807	287	3.5	206	216-2	78	151	38	1466	18.1
95-96	77	2901	525-1127	.466	161-392	.411	326-423	.771	396	5.1	211	178-79	69	198	33	1537	20.0
96-97	39	1393	196-464	.422	42-126	.333	148-196	.755	190	4.9	124	105-1	24	89	24	582	14.9
97-98	36	1012	122-303	.403	34-90	.378	56-78	.718	124	3.4	62	92-1	24	57	14	334	9.3
98-99	50	1509	208-507	.410	39-119	.328	106-140	.757	213	4.3	117	104-1	26	71	17	561	11.2
99-00	19	391	38-106	.358	13-37	.351	25-32	.781	47	2.5	28	34-0	12	19	2	114	6.0
00-01	52	1229	147-339	.434	55-129	.426	60-84	.714	170	3.3	81	80-0	23	51	25	409	7.9
<b>TOT</b>	<b>669</b>	<b>22093</b>	<b>3492-7499</b>	<b>.466</b>	<b>563-1485</b>	<b>.379</b>	<b>2112-2643</b>	<b>.799</b>	<b>2941</b>	<b>4.4</b>	<b>1700</b>	<b>1452-9</b>	<b>522</b>	<b>1199</b>	<b>257</b>	<b>9659</b>	<b>14.4</b>

NBA PLAYOFFS (9 Years)

1990	10	291	53-96	.552	0-1	.000	21-29	.724	41	4.1	18	37-0	9	15	6	127	12.7
1991	4	132	17-40	.425	0-3	.000	25-32	.781	22	5.5	16	9-0	4	9	1	59	14.8
1992	3	137	19-40	.475	5-8	.625	16-18	.889	13	4.3	8	6-0	3	6	4	59	19.7
1993	10	381	59-125	.472	3-14	.214	37-40	.925	48	4.8	36	22-0	8	22	3	158	15.8
1995	15	574	87-200	.435	20-55	.364	66-85	.776	72	4.8	40	38-0	10	27	7	260	17.3
1996	10	389	47-117	.402	10-34	.294	51-64	.797	39	3.9	25	24-0	11	30	4	155	15.5
1999	17	574	68-153	.444	22-55	.400	45-59	.763	58	3.4	45	50-0	9	21	4	203	11.9
2000	4	119	15-40	.375	5-13	.385	5-8	.625	22	5.5	5	13-0	0	4	2	40	10.0
2001	12	239	19-51	.373	8-22	.364	11-11	1.000	26	2.2	14	21-0	5	13	6	57	4.8
<b>TOT</b>	<b>85</b>	<b>2836</b>	<b>384-862</b>	<b>.445</b>	<b>73-205</b>	<b>.356</b>	<b>277-346</b>	<b>.801</b>	<b>341</b>	<b>4.0</b>	<b>207</b>	<b>220-0</b>	<b>59</b>	<b>147</b>	<b>37</b>	<b>1118</b>	<b>13.2</b>

NBA ALL-STAR GAMES (2 Years)

1993	1	15	1-6	.167	0-0	.000	3-4	.750	2	2.0	0	1-0	0	1	0	5	5.0
1996	1	22	5-12	.417	2-6	.333	1-1	1.000	5	5.0	2	4-0	0	2	0	13	13.0
<b>TOT</b>	<b>2</b>	<b>37</b>	<b>6-18</b>	<b>.333</b>	<b>2-6</b>	<b>.333</b>	<b>4-5</b>	<b>.800</b>	<b>7</b>	<b>3.5</b>	<b>2</b>	<b>5-0</b>	<b>0</b>	<b>3</b>	<b>0</b>	<b>18</b>	<b>9.0</b>

## ELLIS, DALE #3

6-7 G Tennessee '83 8/6/60

How Obtained: From Milwaukee for the rights to Murray, 7/1/92

How Departed: Unsigned free agent, 7/1/94

NBA (2 Years)

			3-POINT														
YEAR	GP	MIN	FGM-FGA	PCT	FGM-FGA	PCT	FTM-FTA	PCT	REBS	AVG	AST	PF-DQ	STL	TO	BLK	PTS	AVG
92-93	82	2731	545-1092	.499	119-297	.401	157-197	.797	312	3.8	107	179-0	78	111	18	1366	16.7
93-94	77	2590	478-967	.494	131-332	.395	83-107	.776	255	3.3	80	141-0	66	75	11	1170	15.2
<b>TOT</b>	<b>159</b>	<b>5321</b>	<b>1023-2059</b>	<b>.497</b>	<b>250-629</b>	<b>.397</b>	<b>240-304</b>	<b>.789</b>	<b>567</b>	<b>3.6</b>	<b>187</b>	<b>320-0</b>	<b>144</b>	<b>186</b>	<b>29</b>	<b>2536</b>	<b>15.9</b>

NBA PLAYOFFS (2 Years)

1993	10	305	51-113	.451	10-32	.313	13-16	.813	35	3.5	11	25-0	4	10	0	125	12.5
1994	4	114	17-43	.395	5-17	.294	3-5	.600	10	2.5	1	6-0	3	4	0	42	10.5
<b>TOT</b>	<b>14</b>	<b>419</b>	<b>68-156</b>	<b>.436</b>	<b>15-49</b>	<b>.306</b>	<b>16-21</b>	<b>.762</b>	<b>45</b>	<b>3.2</b>	<b>12</b>	<b>31-0</b>	<b>7</b>	<b>14</b>	<b>0</b>	<b>167</b>	<b>11.9</b>

## ELSON, FRANCISCO #16

7-0 C California '99 2/28/76

How Obtained: Signed as free agent, 8/2/06

How Departed: Traded to Seattle, with Barry and a first round pick, for Thomas, 2/20/08

NBA (2 Years)

			3-POINT														
YEAR	GP	MIN	FGM-FGA	PCT	FGM-FGA	PCT	FTM-FTA	PCT	REBS	AVG	AST	PF-DQ	STL	TO	BLK	PTS	AVG
06-07	70	1332	144-282	.511	0-2	.000	62-80	.775	336	4.8	55	184-0	31	86	59	350	5.0
07-08	41	834	62-148	.419	0-0	.000	20-24	.833	135	3.3	16	62-0	9	30	14	144	3.5
<b>TOT</b>	<b>111</b>	<b>1866</b>	<b>206-430</b>	<b>.479</b>	<b>0-2</b>	<b>.000</b>	<b>82-104</b>	<b>.788</b>	<b>471</b>	<b>4.2</b>	<b>71</b>	<b>246-0</b>	<b>40</b>	<b>116</b>	<b>73</b>	<b>494</b>	<b>4.5</b>

NBA PLAYOFFS (1 Year)

06-07	20	230	26-44	.591	0-1	.000	14-20	.700	62	3.1	2	41-0	8	19	6	66	3.3
-------	----	-----	-------	------	-----	------	-------	------	----	-----	---	------	---	----	---	----	-----

## ELY, MELVIN #2

6-10 F Fresno State '02 5/2/78

How Obtained: From Charlotte for Williams and a second round pick, 2/13/07

How Departed: Unsigned free agent, 7/07

NBA (1 Year)

			3-POINT														
YEAR	GP	MIN	FGM-FGA	PCT	FGM-FGA	PCT	FTM-FTA	PCT	REBS	AVG	AST	PF-DQ	STL	TO	BLK	PTS	AVG
06-07	6	65	6-20	.300	0-0	.000	7-12	.583	14	2.3	4	12-0	4	5	2	19	3.2

## EVANS, MIKE #1

6-1 G Kansas State '78 4/19/55

How Obtained: Signed as free agent, 8/79

How Departed: Traded to Milwaukee for cash, 10/7/80

NBA (1 Year)

			3-POINT														
YEAR	GP	MIN	FGM-FGA	PCT	FGM-FGA	PCT	FTM-FTA	PCT	REBS	AVG	AST	PF-DQ	STL	TO	BLK	PTS	AVG
79-80	79	1246	208-464	.448	12-42	.286	58-85	.682	107	1.4	230	194-2	60	128	9	486	6.2
<b>TOT</b>	<b>79</b>	<b>1246</b>	<b>208-464</b>	<b>.448</b>	<b>12-42</b>	<b>.286</b>	<b>58-85</b>	<b>.682</b>	<b>107</b>	<b>1.4</b>	<b>230</b>	<b>194-2</b>	<b>60</b>	<b>128</b>	<b>9</b>	<b>486</b>	<b>6.2</b>

NBA PLAYOFFS (1 Year)

1980	2	12	3-8	.375	2-4	.500	3-4	.750	2	1.0	2	2-0	0	0	0	11	5.5
------	---	----	-----	------	-----	------	-----	------	---	-----	---	-----	---	---	---	----	-----



# FORMER SPURS STATISTICS

FARMER, DESMON #33													6-5	G	USC '04	10/7/81				
How Obtained: Signed as a free agent, 9/17/08																				
How Departed: Waived, 11/16/08																				
NBA (1 Year)																				
YEAR	GP	MIN	FGM-FGA	PCT	3-POINT FGM-FGA	PCT	FTM-FTA	PCT	REBS	AVG	AST	PF-DQ	STL	TO	BLK	PTS	AVG			
08-09	3	54	4-14	.286	3-12	.250	2-2	1.000	6	2.0	2	6-0	0	4	0	13	4.3			
FEICK, JAMIE #14													6-9	F	Michigan State '96	7/3/74				
How Obtained: Signed as free agent, 9/17/08																				
How Departed: Waived, 11/16/08																				
NBA (1 Year)																				
YEAR	GP	MIN	FGM-FGA	PCT	3-POINT FGM-FGA	PCT	FTM-FTA	PCT	REBS	AVG	AST	PF-DQ	STL	TO	BLK	PTS	AVG			
96-97	38	614	54-153	.353	4-13	.308	34-65	.523	211	5.6	26	75-0	16	31	13	146	3.8			
FERRY, DANNY #35													6-10	F	Duke '89	10/17/66				
How Obtained: Signed as free agent, 8/10/00																				
How Departed: Traded to Indiana as part of a three-team deal (Spurs, Pacers and Kings), 7/24/03																				
NBA (3 Years)																				
YEAR	GP	MIN	FGM-FGA	PCT	3-POINT FGM-FGA	PCT	FTM-FTA	PCT	REBS	AVG	AST	PF-DQ	STL	TO	BLK	PTS	AVG			
00-01	80	1688	178-375	.475	70-156	.449	22-30	.733	223	2.8	71	169-1	28	50	21	448	5.6			
01-02	50	799	76-177	.429	43-99	.434	34-36	.944	90	1.8	48	70-0	16	22	9	229	4.6			
02-03	64	601	44-124	.355	21-60	.350	10-13	.769	75	1.2	21	55-0	7	27	9	119	1.9			
<b>TOT</b>	<b>194</b>	<b>3088</b>	<b>298-676</b>	<b>.441</b>	<b>134-315</b>	<b>.425</b>	<b>66-79</b>	<b>.835</b>	<b>388</b>	<b>2.0</b>	<b>140</b>	<b>294-1</b>	<b>51</b>	<b>99</b>	<b>39</b>	<b>796</b>	<b>4.1</b>			
NBA PLAYOFFS (3 Years)																				
2001	13	334	27-68	.397	21-46	.457	0-0	.000	41	3.2	17	32-0	4	6	1	75	5.8			
2002	10	155	10-33	.303	7-20	.350	1-4	.250	20	2.0	8	19-0	0	2	1	28	2.8			
2003	16	101	8-28	.286	4-14	.286	0-0	.000	23	1.4	7	20-0	2	5	0	20	1.3			
<b>TOT</b>	<b>39</b>	<b>590</b>	<b>45-129</b>	<b>.349</b>	<b>32-80</b>	<b>.400</b>	<b>1-4</b>	<b>.250</b>	<b>84</b>	<b>2.2</b>	<b>32</b>	<b>71-0</b>	<b>6</b>	<b>13</b>	<b>2</b>	<b>123</b>	<b>3.2</b>			
FINLEY, MICHAEL #4													6-7	G/F	Wisconsin '95	3/6/73				
How Obtained: Signed as free agent, 9/2/05																				
How Departed: Released from contract, 3/1/10																				
NBA (5 Years)																				
YEAR	GP	MIN	FGM-FGA	PCT	3-POINT FGM-FGA	PCT	FTM-FTA	PCT	REBS	AVG	AST	PF-DQ	STL	TO	BLK	PTS	AVG			
05-06	77	2038	286-695	.412	110-279	.394	98-115	.852	247	3.2	116	97-0	37	62	7	780	10.1			
06-07	82	1823	273-663	.412	104-286	.364	90-98	.918	223	2.7	108	76-0	32	46	16	740	9.0			
07-08	82	2204	315-761	.414	132-357	.370	64-80	.800	254	3.1	114	93-0	29	56	10	826	10.1			
08-09	81	2336	301-689	.437	131-319	.411	51-62	.823	270	3.3	114	82-0	37	61	17	784	9.7			
09-10	25	395	37-97	.381	13-41	.317	6-9	.667	38	1.5	19	12-0	6	13	4	93	3.7			
<b>TOT</b>	<b>347</b>	<b>8796</b>	<b>1212-2905</b>	<b>.417</b>	<b>490-1282</b>	<b>.382</b>	<b>309-364</b>	<b>.849</b>	<b>1032</b>	<b>3.0</b>	<b>471</b>	<b>360-0</b>	<b>141</b>	<b>238</b>	<b>54</b>	<b>3223</b>	<b>9.3</b>			
NBA PLAYOFFS (4 Years)																				
05-06	13	411	50-105	.476	18-47	.383	18-20	.900	49	3.8	18	19-0	8	9	3	126	10.5			
06-07	20	538	73-178	.410	44-105	.419	35-39	.897	58	2.9	22	28-0	11	13	4	235	11.3			
07-08	17	391	43-107	.402	19-52	.365	9-9	1.000	33	1.9	17	25-0	5	6	3	114	6.7			
08-09	5	143	15-34	.441	7-15	.467	3-4	.750	15	3.0	5	8-0	1	4	1	40	8.0			
<b>TOT</b>	<b>55</b>	<b>1483</b>	<b>181-424</b>	<b>.427</b>	<b>88-219</b>	<b>.402</b>	<b>65-72</b>	<b>.903</b>	<b>155</b>	<b>2.8</b>	<b>62</b>	<b>80-0</b>	<b>25</b>	<b>32</b>	<b>11</b>	<b>515</b>	<b>9.4</b>			
FLOYD, ERIC "SLEEPY" #21													6-3	G	Georgetown '82	3/6/60				
How Obtained: Signed as free agent, 8/13/93																				
How Departed: Unsigned free agent, 7/1/94																				
NBA (1 Year)																				
YEAR	GP	MIN	FGM-FGA	PCT	3-POINT FGM-FGA	PCT	FTM-FTA	PCT	REBS	AVG	AST	PF-DQ	STL	TO	BLK	PTS	AVG			
93-94	53	737	70-209	.335	8-36	.222	52-78	.667	70	1.3	101	71-0	12	61	8	200	3.8			
FORD, T.J. #11													6-0	G	Texas '03	3/24/83				
How Obtained: Signed as free agent, 12/9/11																				
How Departed: Retired on 3/12/12																				
NBA (1 Year)																				
YEAR	GP	MIN	FGM-FGA	PCT	3-POINT FGM-FGA	PCT	FTM-FTA	PCT	REBS	AVG	AST	PF-DQ	STL	TO	BLK	PTS	AVG			
11-12	14	190	19-43	.442	2-8	.250	11-14	.786	18	1.3	45	23-0	9	23	2	51	3.6			
FRANKLIN, WILLIAM #23													6-9	F	Purdue '72	10/19/49				
How Obtained: (1) Signed as free agent, 1975; (2) Signed as free agent, 1975																				
How Departed: (1) To Baltimore in ABA Expansion draft, 1975; (2) Waived, 1976																				
ABA (2 Years)																				
YEAR	GP	MIN	FGM-FGA	PCT	3-POINT FGM-FGA	PCT	FTM-FTA	PCT	REBS	AVG	AST	PF-DQ	STL	TO	BLK	PTS	AVG			
74-75	24	179	32-85	.376	0-1	.000	15-23	.652	82	3.4	10	37-0	3	18	2	79	3.3			
75-76	10	95	12-22	.545	0-0	.000	9-16	.563	29	2.9	5	16-0	3	5	3	33	3.3			
<b>TOT</b>	<b>34</b>	<b>274</b>	<b>44-107</b>	<b>.411</b>	<b>0-1</b>	<b>.000</b>	<b>24-39</b>	<b>.615</b>	<b>111</b>	<b>3.3</b>	<b>15</b>	<b>53-0</b>	<b>6</b>	<b>23</b>	<b>5</b>	<b>112</b>	<b>3.3</b>			
ABA PLAYOFFS (1 Year)																				
1975	2	10	2-5	.400	0-0	.000	0-0	.000	5	2.5	0	2-0	0	0	0	4	2.0			
FREEMAN, DONNIE #20													6-3	G	Illinois '67	7/18/44				
How Obtained: From Indiana for a draft pick in '74 and cash, 1974																				
How Departed: Free agent, 5/75																				
ABA (1 Year)																				
YEAR	GP	MIN	FGM-FGA	PCT	3-POINT FGM-FGA	PCT	FTM-FTA	PCT	REBS	AVG	AST	PF-DQ	STL	TO	BLK	PTS	AVG			
74-75	77	2381	453-1012	.448	0-5	.000	289-352	.821	184	2.4	202	169-0	65	131	15	1195	15.5			
ABA PLAYOFFS (1 Year)																				
1975	6	166	33-72	.458	0-0	.000	8-10	.800	14	2.3	19	16-0	2	8	0	74	12.3			

# FORMER SPURS STATISTICS

## GALE, MIKE #12

6-4

G

Elizabeth City St. '71

7/18/50

How Obtained: Contract purchased from New York Nets, 6/3/75

How Departed: Traded to Portland for R. Brewer, 12/19/80

ABA (1 Year)

YEAR	GP	MIN	FGM-FGA	PCT	3-POINT FGM-FGA	PCT	FTM-FTA	PCT	REBS	AVG	AST	PF-DQ	STL	TO	BLK	PTS	AVG
75-76	78	1782	230-506	.455	3-17	.176	64-80	.800	207	2.7	244	145-0	123	143	40	527	6.8

NBA (5 Years)

76-77	82	2598	353-754	.468	—	—	137-167	.820	273	3.3	473	224-3	191	—	50	843	10.3
77-78	70	2091	275-581	.473	—	—	87-100	.870	223	3.2	376	170-2	159	176	25	637	9.1
78-79	82	2121	284-612	.464	—	—	91-108	.843	186	2.3	374	192-1	152	153	40	659	8.0
79-80	67	1474	171-377	.454	2-13	.154	97-120	.808	152	2.3	312	134-2	123	115	13	441	6.6
80-81	35	636	86-164	.524	1-3	.333	19-26	.731	52	1.5	99	56-0	55	39	2	192	5.5
<b>TOT</b>	<b>336</b>	<b>8920</b>	<b>1169-2488</b>	<b>.470</b>	<b>3-16</b>	<b>.188</b>	<b>431-521</b>	<b>.827</b>	<b>886</b>	<b>2.6</b>	<b>1634</b>	<b>776-8</b>	<b>680</b>	<b>483</b>	<b>130</b>	<b>2772</b>	<b>8.3</b>

ABA PLAYOFFS (1 Year)

1976	7	286	45-96	.470	0-2	.000	13-17	.765	40	5.7	50	16-0	24	23	10	103	14.7
------	---	-----	-------	------	-----	------	-------	------	----	-----	----	------	----	----	----	-----	------

NBA PLAYOFFS (4 Years)

1977	2	67	9-23	.391	—	—	4-7	.571	10	5.0	10	9-0	4	—	2	22	11.0
1978	6	201	25-56	.446	—	—	2-4	.500	25	4.2	31	15-0	7	17	4	52	8.7
1979	14	302	38-76	.437	—	—	19-22	.864	29	2.1	56	33-0	16	16	4	95	6.8
1980	3	69	8-20	.400	1-4	.250	4-7	.571	6	2.0	16	6-0	5	3	0	21	7.0
<b>TOT</b>	<b>25</b>	<b>639</b>	<b>80-175</b>	<b>.457</b>	<b>1-4</b>	<b>.250</b>	<b>29-40</b>	<b>.725</b>	<b>70</b>	<b>2.8</b>	<b>113</b>	<b>63-0</b>	<b>32</b>	<b>36</b>	<b>10</b>	<b>190</b>	<b>7.6</b>

## GARCIA, ALEX #10

6-3

G

Brazil

3/4/80

How Obtained: Signed as free agent, 7/24/03

How Departed: Waived, 6/11/04

NBA (1 Year)

YEAR	GP	MIN	FGM-FGA	PCT	3-POINT FGM-FGA	PCT	FTM-FTA	PCT	REBS	AVG	AST	PF-DQ	STL	TO	BLK	PTS	AVG
03-04	2	13	1-7	.143	0-0	.000	1-2	.500	0	0.0	0	0-0	2	1	0	3	1.5

## GARRICK, TOM #22

6-2

G

Rhode Island '88

7/7/66

How Obtained: Signed as free agent, 10/2/91

How Departed: Waived, 12/12/91

NBA (1 Year)

YEAR	GP	MIN	FGM-FGA	PCT	3-POINT FGM-FGA	PCT	FTM-FTA	PCT	REBS	AVG	AST	PF-DQ	STL	TO	BLK	PTS	AVG
91-92	19	374	44-93	.473	0-1	.000	10-16	.625	41	2.2	63	33-0	21	30	1	98	5.2

## GAZE, ANDREW #10

6-6

G

Seton Hall '89

7/24/65

How Obtained: Signed as free agent, 1/21/99

How Departed: Unsigned free agent, 8/1/99

NBA (1 Year)

YEAR	GP	MIN	FGM-FGA	PCT	3-POINT FGM-FGA	PCT	FTM-FTA	PCT	REBS	AVG	AST	PF-DQ	STL	TO	BLK	PTS	AVG
98-99	19	58	8-25	.320	5-16	.313	0-0	.000	5	0.3	6	7-0	2	4	1	21	1.1

## GEARY, REGGIE #4

6-2

G

Arizona '96

8/31/73

How Obtained: Signed as free agent, 9/29/97

How Departed: Unsigned free agent, 7/1/98

NBA (1 Year)

YEAR	GP	MIN	FGM-FGA	PCT	3-POINT FGM-FGA	PCT	FTM-FTA	PCT	REBS	AVG	AST	PF-DQ	STL	TO	BLK	PTS	AVG
97-98	62	685	56-169	.331	12-40	.300	28-56	.500	67	1.1	74	95-0	37	42	12	152	2.5

NBA PLAYOFFS (1 Year)

1998	7	46	3-7	.429	1-4	.250	2-4	.500	2	0.3	6	10-0	1	2	0	9	1.3
------	---	----	-----	------	-----	------	-----	------	---	-----	---	------	---	---	---	---	-----

## GEE, ALONZO #23

6-6

G

Alabama '09

5/29/87

How Obtained: Signed as free agent, 3/29/10

How Departed: Waived, 11/16/10

NBA (1 Year)

YEAR	GP	MIN	FGM-FGA	PCT	3-POINT FGM-FGA	PCT	FTM-FTA	PCT	REBS	AVG	AST	PF-DQ	STL	TO	BLK	PTS	AVG
10-11	5	18	1-3	.333	0-0	.000	0-0	.000	3	0.6	0	3-0	0	3	2	2	0.4

## GERARD, GUS #22

6-8

F

Virginia '75

7/27/53

How Obtained: Signed 10-day contract, 2/8/81; Signed 10-day contract, 2/19/81

How Departed: Waived, 3/2/81

NBA (1 Year)

YEAR	GP	MIN	FGM-FGA	PCT	3-POINT FGM-FGA	PCT	FTM-FTA	PCT	REBS	AVG	AST	PF-DQ	STL	TO	BLK	PTS	AVG
80-81	11	129	22-60	.367	0-1	.000	8-11	.727	38	3.5	9	17-0	7	8	3	52	4.7

## GERVIN, GEORGE #44

6-8

G/F

Eastern Michigan '72

4/27/52

How Obtained: Contract purchased from Virginia, 1/30/74

How Departed: Traded to Chicago for Greenwood, 10/24/85

ABA (3 Years)

YEAR	GP	MIN	FGM-FGA	PCT	3-POINT FGM-FGA	PCT	FTM-FTA	PCT	REBS	AVG	AST	PF-DQ	STL	TO	BLK	PTS	AVG
73-74	25	783	185-389	.476	0-6	.000	116-136	.853	206	8.2	45	98	26	64	34	486	19.4
74-75	84	3113	784-1655	.474	17-55	.309	380-458	.830	697	8.3	207	295	131	249	138	1965	23.4
75-76	81	2748	706-1414	.499	14-55	.255	342-399	.857	546	6.7	201	288	110	217	119	1768	21.8
<b>TOT</b>	<b>190</b>	<b>6644</b>	<b>1644-3346</b>	<b>.491</b>	<b>31-116</b>	<b>.267</b>	<b>838-991</b>	<b>.846</b>	<b>1449</b>	<b>7.6</b>	<b>453</b>	<b>676</b>	<b>267</b>	<b>530</b>	<b>291</b>	<b>4219</b>	<b>22.2</b>

NBA (9 Years)

76-77	82	2705	726-1335	.544	—	—	443-532	.833	454	5.5	238	286-12	105	—	104	1895	23.1
77-78	82	2857	864-1611	.536	—	—	504-607	.830	420	5.1	302	255-3	136	306	110	2232	27.2
78-79	80	2888	947-1749	.541	—	—	471-570	.826	400	5.0	219	275-5	137	286	91	2365	29.6
79-80	78	2934	1024-1940	.528	32-102	.314	505-593	.852	403	5.2	202	208-0	110	254	79	2585	33.1
80-81	82	2765	850-1729	.492	9-35	.257	512-620	.826	419	5.0	160	212-4	94	251	56	2221	27.1
81-82	79	2817	993-1987	.500	10-36	.278	555-642	.864	392	5.0	287	215-2	77	210	45	2551	32.3
82-83	78	2830	757-1553	.487	12-33	.364	517-606	.853	357	4.6	246	243-5	88	247	67	2043	26.2
83-84	76	2584	765-1561	.490	10-24	.417	427-507	.842	313	4.2	220	219-3	79	224	47	1967	25.9
84-85	72	2091	600-1182	.508	0-10	.000	324-384	.844	234	3.3	178	208-2	66	198	48	1524	21.2
<b>TOT</b>	<b>709</b>	<b>24471</b>	<b>7526-14647</b>	<b>.514</b>	<b>73-240</b>	<b>.304</b>	<b>4258-5061</b>	<b>.841</b>	<b>3392</b>	<b>4.8</b>	<b>2070</b>	<b>2121-36</b>	<b>892</b>	<b>1976</b>	<b>647</b>	<b>19383</b>	<b>27.3</b>

# FORMER SPURS STATISTICS

## ABA PLAYOFFS (3 Years)

1974	7	226	56-114	.491	1-1	1.000	29-31	.935	52	7.4	19	28-0	5	16	8	144	20.6
1975	6	276	76-159	.478	3-12	.250	43-52	.827	84	14.0	8	22-0	6	14	8	204	34.0
1976	7	288	67-125	.536	0-3	.000	56-69	.812	64	9.1	19	22-0	1	17	2	190	27.1
<b>TOT</b>	<b>20</b>	<b>790</b>	<b>199-398</b>	<b>.500</b>	<b>4-16</b>	<b>.250</b>	<b>128-152</b>	<b>.842</b>	<b>200</b>	<b>10.0</b>	<b>46</b>	<b>72-0</b>	<b>12</b>	<b>47</b>	<b>18</b>	<b>538</b>	<b>26.9</b>

## NBA PLAYOFFS (8 Years)

1977	2	62	19-44	.432	—	—	12-15	.800	11	5.5	3	9-0	1	—	2	50	25.0
1978	6	227	78-142	.549	—	—	43-56	.768	34	5.7	19	23-0	6	19	16	199	33.2
1979	14	513	158-295	.536	—	—	84-104	.808	82	5.9	35	51-1	27	40	14	400	28.6
1980	3	122	37-74	.500	0-2	.000	26-30	.867	20	6.7	12	8-0	5	9	3	100	33.3
1981	7	274	77-154	.500	0-3	.000	36-45	.800	35	5.0	24	19-1	5	20	5	190	27.1
1982	9	373	103-228	.452	0-3	.000	59-71	.831	66	7.3	41	36-1	10	31	4	265	29.4
1983	11	437	108-208	.519	0-2	.000	61-69	.884	74	6.7	37	39-1	12	46	4	277	25.2
1985	5	183	42-79	.532	0-3	.000	27-34	.794	18	3.6	14	19-0	3	20	3	111	22.2
<b>TOT</b>	<b>57</b>	<b>2191</b>	<b>622-1224</b>	<b>.508</b>	<b>0-13</b>	<b>.000</b>	<b>348-424</b>	<b>.821</b>	<b>340</b>	<b>6.0</b>	<b>185</b>	<b>204-4</b>	<b>69</b>	<b>185</b>	<b>51</b>	<b>1592</b>	<b>27.9</b>

## ABA ALL-STAR GAMES (3 Years)

1974	1	21	3-8	.375	0-1	.000	3-4	.750	5	5.0	3	1	1	—	—	9	9.0
1975	1	30	8-14	.571	0-1	.000	7-8	.875	6	6.0	3	2	6	2	5	23	23.0
1976	1	16	3-13	.231	0-0	.000	1-2	.500	6	6.0	1	1	0	2	0	8	8.0
<b>TOT</b>	<b>3</b>	<b>67</b>	<b>14-35</b>	<b>.400</b>	<b>0-2</b>	<b>.000</b>	<b>11-14</b>	<b>.786</b>	<b>17</b>	<b>5.7</b>	<b>7</b>	<b>4</b>	<b>7</b>	<b>4</b>	<b>5</b>	<b>40</b>	<b>13.3</b>

## NBA ALL-STAR GAMES (9 Years)

1977	1	12	0-6	.000	—	—	0-0	.000	1	1.0	0	1-0	0	—	1	0	0.0
1978	1	18	4-11	.360	—	—	1-3	.333	2	2.0	1	2-0	2	2	1	9	9.0
1979	1	34	8-16	.500	—	—	10-11	.909	6	6.0	2	4-0	1	3	1	26	26.0
1980	1	40	14-26	.538	0-0	.000	6-9	.667	10	10.0	3	2-0	3	3	0	34	34.0
1981	1	24	5-9	.556	0-0	.000	1-2	.500	3	3.0	0	3-0	2	2	1	11	11.0
1982	1	27	5-14	.357	0-0	.000	2-2	1.000	6	6.0	1	3-0	3	0	3	12	12.0
1983	1	14	3-8	.375	1-1	1.000	2-2	1.000	0	0.0	3	3-0	2	0	0	9	9.0
1984	1	21	5-6	.833	0-0	.000	3-3	1.000	2	2.0	1	5-0	0	6	1	13	13.0
1985	1	25	10-12	.833	0-0	.000	3-4	.750	3	3.0	1	2-0	3	4	1	23	23.0
<b>TOT</b>	<b>9</b>	<b>215</b>	<b>54-108</b>	<b>.500</b>	<b>1-1</b>	<b>1.000</b>	<b>28-36</b>	<b>.778</b>	<b>33</b>	<b>3.7</b>	<b>12</b>	<b>25-0</b>	<b>16</b>	<b>20</b>	<b>9</b>	<b>137</b>	<b>15.2</b>

## GILMORE, ARTIS #53

7-2 C

Jacksonville '71

9/21/49

How Obtained: From Chicago for Corzine, Olberding and cash, 7/22/82

How Departed: Traded to Chicago for a second round pick in '88, 6/22/87

NBA (5 Years)

YEAR	GP	MIN	FGM-FGA	PCT	3-POINT FGM-FGA	PCT	FTM-FTA	PCT	REBS	AVG	AST	PF-DQ	STL	TO	BLK	PTS	AVG
82-83	82	2797	556-888	.626	0-6	.000	367-496	.740	984	12.0	126	273-4	40	254	192	1479	18.0
83-84	84	2034	351-556	.631	0-3	.000	280-390	.718	662	10.3	70	229-4	36	149	132	982	15.3
84-85	81	2756	532-854	.623	0-2	.000	484-646	.749	846	10.4	131	306-4	40	241	173	1548	19.1
85-86	71	2395	423-684	.618	0-1	.000	338-482	.701	600	8.5	102	239-3	39	186	108	1184	16.7
86-87	82	2405	346-580	.597	0-0	.000	242-356	.680	579	7.1	150	235-2	39	178	95	934	11.4
<b>TOT</b>	<b>380</b>	<b>12387</b>	<b>2208-3562</b>	<b>.620</b>	<b>0-12</b>	<b>.000</b>	<b>1711-2370</b>	<b>.722</b>	<b>3671</b>	<b>9.7</b>	<b>579</b>	<b>1282-17</b>	<b>194</b>	<b>1008</b>	<b>700</b>	<b>6127</b>	<b>16.1</b>

## NBA PLAYOFFS (3 Years)

1983	11	401	76-132	.576	0-0	.000	32-46	.696	142	12.9	18	46-1	9	27	34	184	16.7
1985	5	185	29-52	.558	0-0	.000	31-45	.689	50	10.0	7	18-0	2	23	7	89	17.8
1986	3	107	16-24	.667	0-0	.000	8-14	.571	18	6.0	3	11-0	7	10	1	40	13.3
<b>TOT</b>	<b>19</b>	<b>693</b>	<b>121-208</b>	<b>.582</b>	<b>0-0</b>	<b>.000</b>	<b>71-105</b>	<b>.676</b>	<b>210</b>	<b>11.1</b>	<b>28</b>	<b>75-1</b>	<b>18</b>	<b>60</b>	<b>42</b>	<b>313</b>	<b>16.5</b>

## NBA ALL-STAR GAMES (2 Years)

1983	1	16	2-4	.500	0-0	.000	1-2	.500	5	5.0	1	4-0	1	1	0	5	5.0
1986	1	13	3-4	.750	0-0	.000	4-4	1.000	2	2.0	1	4-0	2	0	0	10	10.0
<b>TOT</b>	<b>2</b>	<b>29</b>	<b>5-8</b>	<b>.625</b>	<b>0-0</b>	<b>.000</b>	<b>5-6</b>	<b>.833</b>	<b>7</b>	<b>3.5</b>	<b>2</b>	<b>8-0</b>	<b>3</b>	<b>1</b>	<b>0</b>	<b>15</b>	<b>7.5</b>

## GLOVER, DION #1

6-5 G

Georgia Tech '01

10/22/78

How Obtained: Signed 10-day contract, 3/17/05

How Departed: Waived, 4/4/05

NBA (1 Year)

YEAR	GP	MIN	FGM-FGA	PCT	3-POINT FGM-FGA	PCT	FTM-FTA	PCT	REBS	AVG	AST	PF-DQ	STL	TO	BLK	PTS	AVG
04-05	7	68	8-22	.364	1-8	.125	8-10	.800	11	1.6	4	9-0	3	2	3	25	3.6

## GOLDWIRE, ANTHONY #5

6-2 G

Houston '94

9/6/71

How Obtained: Signed as free agent, 11/20/02

How Departed: Waived, 12/29/02

NBA (1 Year)

YEAR	GP	MIN	FGM-FGA	PCT	3-POINT FGM-FGA	PCT	FTM-FTA	PCT	REBS	AVG	AST	PF-DQ	STL	TO	BLK	PTS	AVG
02-03	10	51	5-18	.278	2-8	.250	0-2	.000	3	0.3	3	5-0	3	2	0	12	1.2

## GOODEN, DREW #90

6-10 F/C

Kansas '02

9/24/81

How Obtained: Signed as free agent, 3/5/09

How Departed: Unsigned free agent, 7/09

NBA (1 Year)

YEAR	GP	MIN	FGM-FGA	PCT	3-POINT FGM-FGA	PCT	FTM-FTA	PCT	REBS	AVG	AST	PF-DQ	STL	TO	BLK	PTS	AVG
08-09	19	320	71-145	.490	0-1	.000	45-57	.789	83	4.4	3	39-0	4	16	4	187	9.8

## NBA PLAYOFFS (1 Year)

08-09	4	71	11-33	.333	0-2	.000	7-7	1.000	15	3.8	1	13-0	1	3	1	29	7.3
-------	---	----	-------	------	-----	------	-----	-------	----	-----	---	------	---	---	---	----	-----

## GRAY, DEVIN #4

6-7 F

Clemson '95

5/18/72

How Obtained: Signed 10-day contract, 1/8/97

NBA (1 Year)

YEAR	GP	MIN	FGM-FGA	PCT	3-POINT FGM-FGA	PCT	FTM-FTA	PCT	REBS	AVG	AST	PF-DQ	STL	TO	BLK	PTS	AVG
96-97	3	24	5-15	.333	0-0	.000	0-1	.000	5	1.7	0	8-0	1	5	0	10	3.3

# FORMER SPURS STATISTICS

## GREEN, MIKE #23

6-10 C/F

Louisiana Tech '73

8/6/51

How Obtained: From Seattle for second round picks in '78 and '79, 11/12/77  
How Departed: Traded to Kansas City for a second round pick and cash, 9/13/79

NBA (2 Years)		3-POINT															
YEAR	GP	MIN	FGM-FGA	PCT	FGM-FGA	PCT	FTM-FTA	PCT	REBS	AVG	AST	PF-DQ	STL	TO	BLK	PTS	AVG
77-78	63	1132	195-427	.457	—	—	86-111	.775	304	4.8	66	167-1	24	83	87	476	7.6
78-79	76	1641	235-477	.493	—	—	101-144	.701	354	4.7	116	230-3	37	89	122	571	7.5
<b>TOT</b>	<b>139</b>	<b>2773</b>	<b>430-904</b>	<b>.476</b>	<b>—</b>	<b>—</b>	<b>187-255</b>	<b>.733</b>	<b>658</b>	<b>4.7</b>	<b>182</b>	<b>397-4</b>	<b>61</b>	<b>172</b>	<b>209</b>	<b>1047</b>	<b>7.5</b>
NBA PLAYOFFS (2 Years)																	
1978	6	174	28-58	.483	—	—	9-10	.900	44	7.3	11	21-0	5	8	16	65	10.8
1979	14	350	48-114	.421	—	—	14-21	.667	73	5.2	11	59-3	13	18	35	110	7.9
<b>TOT</b>	<b>20</b>	<b>524</b>	<b>76-172</b>	<b>.442</b>	<b>—</b>	<b>—</b>	<b>23-31</b>	<b>.742</b>	<b>117</b>	<b>5.6</b>	<b>22</b>	<b>80-3</b>	<b>18</b>	<b>26</b>	<b>51</b>	<b>175</b>	<b>8.8</b>

## GREEN, SIDNEY #21

6-9 F

UNLV '83

1/4/61

How Obtained: From Orlando for McNamara and a first round pick in '91, 10/30/90  
How Departed: Traded to Charlotte, with a first round pick in '93 and a second round pick in '96, for Reid, 12/9/92

NBA (3 Years)		3-POINT															
YEAR	GP	MIN	FGM-FGA	PCT	FGM-FGA	PCT	FTM-FTA	PCT	REBS	AVG	AST	PF-DQ	STL	TO	BLK	PTS	AVG
90-91	66	1099	177-384	.461	0-3	.000	89-105	.848	313	4.7	52	172-0	32	89	13	443	6.7
91-92	80	1127	147-344	.427	0-0	.000	73-89	.820	342	4.3	36	148-0	29	62	11	367	4.6
92-93	15	202	20-49	.408	0-0	.000	13-15	.867	71	4.7	19	21-1	5	12	3	53	3.5
<b>TOT</b>	<b>161</b>	<b>2428</b>	<b>344-777</b>	<b>.443</b>	<b>0-3</b>	<b>.000</b>	<b>175-209</b>	<b>.837</b>	<b>726</b>	<b>4.5</b>	<b>107</b>	<b>341-1</b>	<b>66</b>	<b>163</b>	<b>27</b>	<b>863</b>	<b>5.4</b>
NBA PLAYOFFS (2 Years)																	
1991	3	11	3-6	.500	0-0	.000	2-2	1.000	4	1.3	0	3-0	0	1	0	8	2.7
1992	3	47	3-10	.300	0-0	.000	3-4	.750	11	3.7	2	6-0	0	2	0	9	3.0
<b>TOT</b>	<b>6</b>	<b>58</b>	<b>6-16</b>	<b>.375</b>	<b>0-0</b>	<b>.000</b>	<b>5-6</b>	<b>.833</b>	<b>15</b>	<b>2.5</b>	<b>2</b>	<b>9-0</b>	<b>0</b>	<b>3</b>	<b>0</b>	<b>17</b>	<b>2.8</b>

## GREENWOOD, DAVID #33

6-9 F

UCLA '79

5/27/57

How Obtained: (1) From Chicago for Gervin, 10/24/85; (2) Signed as free agent, 8/20/90  
How Departed: (1) Traded to Denver, with Cook, for Vincent and Natt, 1/26/89; (2) Waived, 5/21/91

NBA (5 Years)		3-POINT															
YEAR	GP	MIN	FGM-FGA	PCT	FGM-FGA	PCT	FTM-FTA	PCT	REBS	AVG	AST	PF-DQ	STL	TO	BLK	PTS	AVG
85-86	68	1910	198-388	.510	0-1	.000	142-184	.772	531	7.8	90	207-3	37	113	52	538	7.9
86-87	79	2587	336-655	.513	3-6	.500	241-307	.785	783	9.9	237	248-3	71	161	50	916	11.6
87-88	45	1236	151-328	.460	0-2	.000	83-111	.748	300	6.7	97	134-2	33	74	22	385	8.6
88-89	38	912	105-247	.425	0-0	.000	84-105	.800	238	6.3	55	123-2	30	55	24	294	7.7
90-91	63	1018	85-169	.503	0-2	.000	69-94	.734	221	3.5	52	172-3	29	71	25	239	3.8
<b>TOT</b>	<b>293</b>	<b>7663</b>	<b>875-1787</b>	<b>.490</b>	<b>3-11</b>	<b>.273</b>	<b>619-801</b>	<b>.773</b>	<b>2073</b>	<b>7.1</b>	<b>531</b>	<b>884-13</b>	<b>200</b>	<b>474</b>	<b>173</b>	<b>2372</b>	<b>8.1</b>
NBA PLAYOFFS (2 Years)																	
1986	3	101	12-23	.522	0-0	.000	6-8	.750	18	6.0	3	12-0	3	1	1	30	10.0
1991	1	5	1-1	1.000	0-0	.000	0-0	.000	2	2.0	2	0-0	0	1	0	2	2.0
<b>TOT</b>	<b>4</b>	<b>106</b>	<b>13-24</b>	<b>.542</b>	<b>0-0</b>	<b>.000</b>	<b>6-8</b>	<b>.750</b>	<b>20</b>	<b>5.0</b>	<b>5</b>	<b>12-0</b>	<b>3</b>	<b>2</b>	<b>1</b>	<b>32</b>	<b>8.0</b>

## GRIFFIN, PAUL #30

6-9 F

Western Michigan '76

1/20/54

How Obtained: Compensation from Utah (Bristow signed as free agent), 7/20/79  
How Departed: Retired, 4/83

NBA (4 Years)		3-POINT															
YEAR	GP	MIN	FGM-FGA	PCT	FGM-FGA	PCT	FTM-FTA	PCT	REBS	AVG	AST	PF-DQ	STL	TO	BLK	PTS	AVG
79-80	82	1812	173-313	.553	0-0	.000	174-240	.725	438	5.3	250	306-9	81	131	53	520	6.3
80-81	82	1930	166-325	.511	0-0	.000	170-253	.672	505	6.2	249	207-3	77	132	38	502	6.1
81-82	23	459	32-66	.485	0-0	.000	24-37	.649	95	4.1	54	67-0	20	40	8	88	3.8
82-83	53	956	60-116	.517	0-0	.000	53-76	.697	216	4.1	86	153-0	33	68	25	173	3.3
<b>TOT</b>	<b>240</b>	<b>5157</b>	<b>431-820</b>	<b>.526</b>	<b>0-0</b>	<b>.000</b>	<b>421-606</b>	<b>.695</b>	<b>1254</b>	<b>5.2</b>	<b>639</b>	<b>733-12</b>	<b>211</b>	<b>371</b>	<b>124</b>	<b>1283</b>	<b>5.3</b>
NBA PLAYOFFS (2 Years)																	
1980	3	69	7-14	.500	0-0	.000	6-6	1.000	15	5.0	6	9-0	0	7	1	20	6.7
1981	7	183	14-24	.583	0-0	.000	9-17	.529	40	4.7	29	28-2	6	9	5	39	5.6
<b>TOT</b>	<b>10</b>	<b>252</b>	<b>21-38</b>	<b>.553</b>	<b>0-0</b>	<b>.000</b>	<b>15-23</b>	<b>.652</b>	<b>55</b>	<b>5.5</b>	<b>35</b>	<b>37-2</b>	<b>6</b>	<b>16</b>	<b>6</b>	<b>59</b>	<b>5.9</b>

## GUDMUNDSSON, PETUR #35

7-2 C

Washington '81

10/30/58

How Obtained: From L.A. Lakers, with Brickowski, a first round pick in '87, a second round pick in '90 and cash, for M. Thompson, 2/13/87  
How Departed: Waived, 3/21/89

NBA (2 Years)		3-POINT															
YEAR	GP	MIN	FGM-FGA	PCT	FGM-FGA	PCT	FTM-FTA	PCT	REBS	AVG	AST	PF-DQ	STL	TO	BLK	PTS	AVG
87-88	69	1017	139-280	.496	0-1	.000	117-145	.807	323	4.7	86	197-5	18	103	61	395	5.7
88-89	5	70	9-25	.360	0-0	.000	3-4	.750	16	3.2	5	15-0	1	8	1	21	4.2
<b>TOT</b>	<b>74</b>	<b>1087</b>	<b>148-305</b>	<b>.480</b>	<b>0-1</b>	<b>.000</b>	<b>120-149</b>	<b>.805</b>	<b>339</b>	<b>4.6</b>	<b>91</b>	<b>212-5</b>	<b>19</b>	<b>111</b>	<b>62</b>	<b>416</b>	<b>5.6</b>
NBA PLAYOFFS (1 Year)																	
1988	2	6	0-2	.000	0-0	.000	0-0	.000	0	0.0	1	0-0	0	3	0	0	0.0

## HAIRSTON, MALIK #1

6-6 G

Oregon '08

2/23/87

How Obtained: Obtained from Phoenix, along with a 2009 second round pick and cash considerations, in exchange for the draft rights to Goran Dragic, 6/26/08  
How Departed: Waived, 7/29/10

NBA (2 Years)		3-POINT															
YEAR	GP	MIN	FGM-FGA	PCT	FGM-FGA	PCT	FTM-FTA	PCT	REBS	AVG	AST	PF-DQ	STL	TO	BLK	PTS	AVG
08-09	15	155	24-49	.490	0-1	.000	2-7	.286	28	1.9	13	19-0	6	12	7	50	3.3
09-10	47	317	40-76	.526	2-11	.182	17-30	.567	49	1.0	16	29-0	4	11	9	99	2.1
<b>TOT</b>	<b>62</b>	<b>472</b>	<b>64-125</b>	<b>.512</b>	<b>2-12</b>	<b>.167</b>	<b>19-37</b>	<b>.514</b>	<b>77</b>	<b>1.2</b>	<b>29</b>	<b>48-0</b>	<b>10</b>	<b>23</b>	<b>16</b>	<b>149</b>	<b>2.4</b>

## HAISLIP, MARCUS #22

6-10 F

Tennessee '02

12/22/80

How Obtained: Signed as free agent, 7/8/09  
How Departed: Waived, 1/22/10

NBA (1 Year)		3-POINT															
YEAR	GP	MIN	FGM-FGA	PCT	FGM-FGA	PCT	FTM-FTA	PCT	REBS	AVG	AST	PF-DQ	STL	TO	BLK	PTS	AVG
09-10	10	44	10-21	.476	3-5	.600	2-5	.400	10	1.0	0	5-0	0	3	2	25	2.5

# FORMER SPURS STATISTICS

## HALEY, JACK #54

How Obtained: Signed as free agent, 12/15/93  
 How Departed: Unsigned free agent, 7/1/95  
 NBA (2 Years)

		6-10		C		UCLA '87				1/27/64							
YEAR	GP	MIN	FGM-FGA	PCT	3-POINT FGM-FGA	PCT	FTM-FTA	PCT	REBS	AVG	AST	PF-DQ	STL	TO	BLK	PTS	AVG
93-94	28	94	21-48	.438	0-0	.000	17-21	.810	24	0.9	1	18-0	0	10	0	59	2.1
94-95	31	117	26-61	.426	0-1	.000	21-32	.656	27	0.9	2	31-0	3	13	5	73	2.4
<b>TOT</b>	<b>59</b>	<b>211</b>	<b>47-109</b>	<b>.431</b>	<b>0-1</b>	<b>.000</b>	<b>38-53</b>	<b>.717</b>	<b>51</b>	<b>0.9</b>	<b>3</b>	<b>49-0</b>	<b>3</b>	<b>23</b>	<b>5</b>	<b>132</b>	<b>2.2</b>
PLAYOFFS (2 Years)																	
93-94	3	11	4-8	.500	0-0	.000	5-6	.833	7	2.3	2	3	0	0	0	13	4.3
94-95	4	13	1-7	.143	0-0	.000	1-2	.500	6	1.5	2	0	0	1	1	3	0.8
<b>TOT</b>	<b>7</b>	<b>24</b>	<b>5-15</b>	<b>.333</b>	<b>0-0</b>	<b>.000</b>	<b>6-8</b>	<b>.750</b>	<b>13</b>	<b>1.9</b>	<b>4</b>	<b>3</b>	<b>0</b>	<b>1</b>	<b>1</b>	<b>16</b>	<b>2.3</b>

## HAMILTON, JOE #11

How Obtained: Fourth round pick, 1970 ABA Draft  
 How Departed: Traded to Kentucky for future draft pick and cash, 1974  
 ABA (1 Year)

		5-10		G		North Texas State '70				7/5/48							
YEAR	GP	MIN	FGM-FGA	PCT	3-POINT FGM-FGA	PCT	FTM-FTA	PCT	REBS	AVG	AST	PF-DQ	STL	TO	BLK	PTS	AVG
73-74	43	1415	228-584	.390	19-86	.221	92-110	.836	116	2.7	86	92-0	51	82	0	567	13.2

## HANCOCK, DARRIN #4

How Obtained: Signed 10-day contract, 1/28/97  
 NBA (1 Year)

		6-7		F		Kansas '93				11/3/71							
YEAR	GP	MIN	FGM-FGA	PCT	3-POINT FGM-FGA	PCT	FTM-FTA	PCT	REBS	AVG	AST	PF-DQ	STL	TO	BLK	PTS	AVG
96-97	1	8	1-2	.500	0-0	.000	2-2	1.000	0	0.0	1	2-0	0	0	0	4	4.0

## HART, JASON #1

How Obtained: (1) Signed as free agent, 12/19/01 (2) Signed as free agent, 10/31/03  
 How Departed: (1) Unsigned free agent, 7/02 (2) Unsigned free agent, 7/14/04  
 NBA (2 Years)

		6-3		G		Syracuse '00				4/29/78							
YEAR	GP	MIN	FGM-FGA	PCT	3-POINT FGM-FGA	PCT	FTM-FTA	PCT	REBS	AVG	AST	PF-DQ	STL	TO	BLK	PTS	AVG
01-02	10	92	10-19	.526	0-2	.000	6-6	1.000	13	1.3	12	16-0	7	8	1	26	2.6
03-04	53	660	71-159	.447	2-9	.222	33-43	.767	79	1.5	81	59-0	28	29	5	177	3.3
<b>TOT</b>	<b>63</b>	<b>752</b>	<b>81-178</b>	<b>.455</b>	<b>2-11</b>	<b>.182</b>	<b>39-49</b>	<b>.796</b>	<b>92</b>	<b>1.5</b>	<b>93</b>	<b>75-0</b>	<b>35</b>	<b>37</b>	<b>6</b>	<b>203</b>	<b>3.2</b>
NBA PLAYOFFS (1 Year)																	
2004	7	62	11-20	.550	0-0	.000	0-0	.000	3	0.4	1	5-0	5	1	0	22	3.1

## HAYES, STEVE #43

How Obtained: Signed 10-day contract, 12/29/81; Signed 10-day contract, 1/8/82  
 How Departed: Waived, 1/18/82  
 NBA (1 Year)

		7-0		C		Idaho State '80				8/2/55							
YEAR	GP	MIN	FGM-FGA	PCT	3-POINT FGM-FGA	PCT	FTM-FTA	PCT	REBS	AVG	AST	PF-DQ	STL	TO	BLK	PTS	AVG
81-82	9	75	8-18	.444	0-0	.000	7-12	.583	17	1.9	4	17-0	1	2	2	23	2.6

## HEAL, SHANE #11

How Obtained: Signed as free agent, 10/17/03  
 How Departed: Waived, 11/17/03  
 NBA (1 Year)

		6-0		G		Australia				9/6/70							
YEAR	GP	MIN	FGM-FGA	PCT	3-POINT FGM-FGA	PCT	FTM-FTA	PCT	REBS	AVG	AST	PF-DQ	STL	TO	BLK	PTS	AVG
03-04	6	72	7-24	.292	4-18	.222	4-5	.800	4	0.7	5	2-0	1	5	0	22	3.7

## HERRERA, CARL #11, #7

How Obtained: Signed as free agent, 9/29/95  
 How Departed: Traded to Vancouver, with Lopez, for Daniels, 6/24/98  
 NBA (3 Years)

		6-9		F		Houston '91				12/14/66							
YEAR	GP	MIN	FGM-FGA	PCT	3-POINT FGM-FGA	PCT	FTM-FTA	PCT	REBS	AVG	AST	PF-DQ	STL	TO	BLK	PTS	AVG
95-96	44	393	40-97	.412	0-1	.000	5-17	.294	81	1.8	16	61-0	9	29	8	85	1.9
96-97	75	1837	257-593	.433	2-6	.333	81-118	.686	340	4.5	50	217-3	62	95	53	597	8.0
97-98	58	516	76-175	.434	0-1	.000	18-44	.409	91	1.6	22	71-1	19	38	12	170	2.9
<b>TOT</b>	<b>177</b>	<b>2746</b>	<b>373-865</b>	<b>.431</b>	<b>2-8</b>	<b>.250</b>	<b>104-179</b>	<b>.581</b>	<b>512</b>	<b>2.9</b>	<b>88</b>	<b>349-4</b>	<b>90</b>	<b>162</b>	<b>73</b>	<b>852</b>	<b>4.8</b>
NBA PLAYOFFS (2 Years)																	
1996	7	28	0-3	.000	0-0	.000	2-2	1.000	4	0.6	1	7-0	2	3	1	2	0.3
1998	5	25	1-3	.333	0-0	.000	0-0	.000	4	0.8	1	4-0	0	1	0	2	0.4
<b>TOT</b>	<b>12</b>	<b>53</b>	<b>1-6</b>	<b>.167</b>	<b>0-0</b>	<b>.000</b>	<b>2-2</b>	<b>1.000</b>	<b>8</b>	<b>0.7</b>	<b>2</b>	<b>11-0</b>	<b>2</b>	<b>4</b>	<b>1</b>	<b>4</b>	<b>0.3</b>

## HIGGINS, ROD #22

How Obtained: Signed 10-day contract, 1/15/86, Signed 10-day contract, 1/25/86  
 How Departed: Waived, 2/1/86  
 NBA (1 Year)

		6-7		F		Fresno State '82				1/31/60							
YEAR	GP	MIN	FGM-FGA	PCT	3-POINT FGM-FGA	PCT	FTM-FTA	PCT	REBS	AVG	AST	PF-DQ	STL	TO	BLK	PTS	AVG
85-86	11	128	18-40	.450	0-2	.000	11-16	.688	24	2.2	12	21-0	2	5	3	47	4.3

## HIGGINS, SEAN #3

How Obtained: Second round pick, 1990 Draft, 54th overall  
 How Departed: Waived, 12/13/91  
 NBA (2 Years)

		6-9		G/F		Michigan '91				12/30/68							
YEAR	GP	MIN	FGM-FGA	PCT	3-POINT FGM-FGA	PCT	FTM-FTA	PCT	REBS	AVG	AST	PF-DQ	STL	TO	BLK	PTS	AVG
90-91	50	464	97-212	.458	3-19	.158	28-33	.848	63	1.3	35	53-0	8	49	1	225	4.5
91-92	6	36	4-15	.267	0-1	.000	7-7	1.000	8	1.3	4	6-0	2	4	0	15	2.5
<b>TOT</b>	<b>56</b>	<b>500</b>	<b>101-227</b>	<b>.445</b>	<b>3-20</b>	<b>.150</b>	<b>35-40</b>	<b>.875</b>	<b>71</b>	<b>1.3</b>	<b>39</b>	<b>59-0</b>	<b>10</b>	<b>53</b>	<b>1</b>	<b>240</b>	<b>4.3</b>
NBA PLAYOFFS (1 Year)																	
1991	3	13	0-2	.000	0-0	.000	0-0	.000	0	0.0	1	1-0	0	0	0	0	0.0

# FORMER SPURS STATISTICS

## HILL, GEORGE #3

6-2 G IUPUI '08

5/4/86

How Obtained: First round pick, 2008 NBA Draft, 26th overall pick

How Departed: Traded to Indiana in exchange draft rights to Kawhi Leonard, Davis Bertans and Erazem Lorbek

NBA (3 Years)

YEAR	GP	MIN	FGM-FGA	PCT	3-POINT			REBS	AVG	AST	PF-DQ	STL	TO	BLK	PTS	AVG	
					FGM-FGA	PCT	FTM-FTA										
08-09	77	126	150-372	.403	24-73	.329	114-146	.781	158	2.1	136	150-0	45	74	21	438	5.7
09-10	78	2276	353-738	.478	75-188	.399	183-237	.772	205	2.6	226	222-4	69	101	26	964	12.4
10-11	76	2148	287-633	.453	77-204	.377	233-270	.863	199	2.6	193	153-1	66	99	21	884	11.6
<b>TOT</b>	<b>231</b>	<b>4550</b>	<b>790-1743</b>	<b>.453</b>	<b>176-465</b>	<b>.378</b>	<b>530-653</b>	<b>.812</b>	<b>562</b>	<b>2.4</b>	<b>555</b>	<b>525-5</b>	<b>180</b>	<b>274</b>	<b>68</b>	<b>2286</b>	<b>9.9</b>

NBA PLAYOFFS (3 Years)

08-09	4	76	7-21	.333	3-8	.375	6-7	.857	8	2.0	2	6-0	2	2	1	23	5.8
09-10	10	344	46-102	.451	11-29	.379	31-37	.838	31	3.1	7	21-1	10	8	2	134	13.4
10-11	6	189	20-50	.400	4-15	.267	26-30	.867	30	5.0	14	15-1	9	8	2	70	11.7
<b>TOT</b>	<b>20</b>	<b>609</b>	<b>73-173</b>	<b>.422</b>	<b>18-52</b>	<b>.346</b>	<b>63-74</b>	<b>.851</b>	<b>69</b>	<b>3.5</b>	<b>23</b>	<b>42-2</b>	<b>21</b>	<b>18</b>	<b>5</b>	<b>227</b>	<b>11.4</b>

## HILL, SIMMIE #54

6-7 F West Texas State '69

11/14/46

How Obtained: Signed as free agent, 1973

How Departed: Waived, 1974

ABA (1 Year)

YEAR	GP	MIN	FGM-FGA	PCT	3-POINT			REBS	AVG	AST	PF-DQ	STL	TO	BLK	PTS	AVG	
					FGM-FGA	PCT	FTM-FTA										
73-74	60	837	112-244	.459	0-11	.000	45-62	.726	172	2.9	62	145-0	13	63	16	269	4.5
ABA PLAYOFFS (1 Year)																	
1974	4	20	1-2	.500	0-1	.000	0-0	.000	0	0.0	2	2-0	0	3	0	2	0.5

## HORRY, ROBERT #5, #25

6-10 F Alabama '92

8/25/70

How Obtained: Signed as a free agent, 7/24/03

How Departed: Unsigned free agent, 7/08

NBA (5 Years)

YEAR	GP	MIN	FGM-FGA	PCT	3-POINT			REBS	AVG	AST	PF-DQ	STL	TO	BLK	PTS	AVG	
					FGM-FGA	PCT	FTM-FTA										
03-04	81	1290	141-348	.405	41-108	.380	69-107	.645	272	3.4	101	165-0	48	55	49	392	4.8
04-05	75	1396	157-375	.419	51-138	.370	86-109	.789	268	3.6	80	138-1	67	69	60	451	6.0
05-06	63	1182	112-292	.384	53-144	.368	44-68	.647	242	3.8	79	115-2	43	41	51	321	5.1
06-07	68	1124	90-251	.359	50-149	.336	38-64	.594	229	3.4	77	105-1	45	44	41	268	3.9
07-08	45	583	38-119	.319	18-70	.257	18-28	.643	109	2.4	47	55-0	21	22	19	112	2.5
<b>TOT</b>	<b>332</b>	<b>5575</b>	<b>538-1385</b>	<b>.388</b>	<b>213-609</b>	<b>.350</b>	<b>255-376</b>	<b>.678</b>	<b>1120</b>	<b>3.4</b>	<b>384</b>	<b>578-4</b>	<b>224</b>	<b>231</b>	<b>220</b>	<b>1544</b>	<b>4.7</b>

NBA PLAYOFFS (5 Years)

03-04	10	211	20-43	.465	8-22	.364	13-14	.929	63	6.3	9	31-0	8	10	2	61	6.1
04-05	23	618	73-163	.448	38-85	.447	30-41	.732	125	5.4	47	53-0	21	20	20	214	9.3
05-06	13	224	15-37	.405	6-17	.353	19-26	.731	48	3.7	11	31-0	5	10	9	55	4.2
06-07	18	361	25-60	.417	13-37	.351	14-17	.824	70	3.9	29	30-0	11	14	24	77	4.3
07-08	15	154	7-36	.194	5-22	.227	4-6	.667	32	2.1	8	34-0	5	2	5	23	1.5
<b>TOT</b>	<b>79</b>	<b>1568</b>	<b>140-339</b>	<b>.413</b>	<b>70-183</b>	<b>.383</b>	<b>80-104</b>	<b>.769</b>	<b>338</b>	<b>4.3</b>	<b>104</b>	<b>185-0</b>	<b>50</b>	<b>56</b>	<b>60</b>	<b>430</b>	<b>5.4</b>

## HOWARD, STEPHEN #34

6-10 F DePaul '92

7/15/70

How Obtained: Signed as free agent, 12/18/96

How Departed: Waived, 1/6/97

NBA (1 Year)

YEAR	GP	MIN	FGM-FGA	PCT	3-POINT			REBS	AVG	AST	PF-DQ	STL	TO	BLK	PTS	AVG	
					FGM-FGA	PCT	FTM-FTA										
96-97	7	69	7-12	.583	0-0	.000	12-14	.857	9	1.3	1	7-0	8	5	2	26	3.7

## HUGHES, ALFREDRICK #6

6-5 G/F Loyola/Chicago '85

7/19/62

How Obtained: First round pick, 1985 Draft, 14th overall

How Departed: Waived, 10/8/86

NBA (1 Year)

YEAR	GP	MIN	FGM-FGA	PCT	3-POINT			REBS	AVG	AST	PF-DQ	STL	TO	BLK	PTS	AVG	
					FGM-FGA	PCT	FTM-FTA										
85-86	68	866	152-372	.409	3-17	.176	49-84	.583	113	1.7	61	79-0	26	63	5	356	5.2
NBA PLAYOFFS (1 Year)																	
1986	3	18	4-9	.444	0-0	.000	0-0	.000	0	0.0	1	3-0	1	1	0	8	2.7

## IAVARONI, MARC #32

6-10 F Virginia '78

9/15/56

How Obtained: From Philadelphia for a third round pick in '86, 12/15/84

How Departed: Traded to Utah, with J. Cook, for J. Wilkins, 2/16/86

NBA (2 Years)

YEAR	GP	MIN	FGM-FGA	PCT	3-POINT			REBS	AVG	AST	PF-DQ	STL	TO	BLK	PTS	AVG	
					FGM-FGA	PCT	FTM-FTA										
84-85	57	1178	150-323	.464	0-4	.000	81-122	.664	275	4.8	113	193-5	31	103	32	881	6.7
85-86	42	669	74-163	.454	0-2	.000	43-67	.642	132	3.1	53	109-0	22	51	14	391	4.5
<b>TOT</b>	<b>99</b>	<b>1847</b>	<b>224-486</b>	<b>.461</b>	<b>0-6</b>	<b>.000</b>	<b>124-189</b>	<b>.656</b>	<b>407</b>	<b>4.1</b>	<b>166</b>	<b>302-5</b>	<b>53</b>	<b>154</b>	<b>46</b>	<b>572</b>	<b>5.8</b>
NBA PLAYOFFS (1 Year)																	
1985	5	116	15-28	.536	0-1	.000	15-20	.750	26	5.2	13	23-1	5	15	2	45	9.0

## JACKSON, CEDRIC #11

6-3 G

Cleveland State '09

3/5/86

How Obtained: Signed 10-day contract, 3/10/10

NBA (1 Year)

YEAR	GP	MIN	FGM-FGA	PCT	3-POINT			REBS	AVG	AST	PF-DQ	STL	TO	BLK	PTS	AVG	
					FGM-FGA	PCT	FTM-FTA										
09-10	3	25	2-7	.286	0-2	.000	3-4	.750	4	1.3	6	2-0	3	2	2	7	2.3

## JACKSON, STEPHEN #3

6-8 G/F

Oak Hill Acadmey (Virginia) 4/5/78

How Obtained: (1) Singed as free agent, 8/2/01; (2) Acquired from Golden State for Richard Jefferson, T.J. Ford and a protected first round pick, 3/23/12

How Departed: (1) Unsigned free agent, 7/03; (2) Waived, 4/12/13

NBA (4 Years)

YEAR	GP	MIN	FGM-FGA	PCT	3-POINT			REBS	AVG	AST	PF-DQ	STL	TO	BLK	PTS	AVG	
					FGM-FGA	PCT	FTM-FTA										
01-02	23	227	34-91	.374	9-36	.250	12-17	.706	26	1.1	11	29-0	15	23	3	89	3.9
02-03	80	2254	356-818	.435	95-297	.320	139-183	.760	286	3.6	183	202-0	125	176	30	946	11.8
11-12	21	1212	62-153	.405	19-62	.306	44-54	.815	81	3.9	41	38-0	28	37	7	187	8.9
12-13	55	1075	123-330	.373	46-170	.271	49-70	.700	155	2.8	81	89-0	37	77	14	341	6.2
<b>TOT</b>	<b>196</b>	<b>4056</b>	<b>575-1392</b>	<b>.413</b>	<b>169-565</b>	<b>.299</b>	<b>244-324</b>	<b>.753</b>	<b>548</b>	<b>3.1</b>	<b>315</b>	<b>358-0</b>	<b>205</b>	<b>313</b>	<b>54</b>	<b>1563</b>	<b>8.7</b>

# FORMER SPURS STATISTICS

## NBA PLAYOFFS (2 Years)

2003	24	811	108-261	.414	38-113	.336	53-66	.803	98	4.1	65	53-0	33	68	9	307	12.8
2012	14	299	38-71	.535	26-43	.605	14-15	.933	28	2.0	24	38-0	9	18	3	116	8.3
<b>TOT</b>	<b>38</b>	<b>1110</b>	<b>146-332</b>	<b>.440</b>	<b>65-156</b>	<b>.410</b>	<b>67-81</b>	<b>.827</b>	<b>126</b>	<b>3.3</b>	<b>89</b>	<b>91-0</b>	<b>42</b>	<b>86</b>	<b>12</b>	<b>423</b>	<b>11.1</b>

## JACKSON, JAREN #2

6-7 G

Georgetown '89

10/27/67

How Obtained: Signed as free agent, 9/27/97

How Departed: Waived, 8/29/01

NBA (4 Years)

YEAR	GP	MIN	FGM-FGA	PCT	3-POINT FGM-FGA	PCT	FTM-FTA	PCT	REBS	AVG	AST	PF-DQ	STL	TO	BLK	PTS	AVG
97-98	82	2226	258-654	.394	112-297	.377	94-118	.797	210	2.6	156	222-3	60	104	8	722	8.8
98-99	47	865	108-284	.380	53-147	.361	32-39	.821	99	2.1	49	63-0	41	37	9	301	6.4
99-00	81	1691	186-488	.381	108-306	.353	33-51	.647	181	2.2	118	157-1	54	66	7	513	6.3
00-01	16	114	16-40	.400	7-18	.389	0-2	.000	12	0.8	7	13-0	5	3	0	39	2.4
<b>TOT</b>	<b>226</b>	<b>4892</b>	<b>568-1466</b>	<b>.387</b>	<b>280-768</b>	<b>.365</b>	<b>159-210</b>	<b>.757</b>	<b>502</b>	<b>2.2</b>	<b>330</b>	<b>455-4</b>	<b>160</b>	<b>210</b>	<b>24</b>	<b>1575</b>	<b>7.0</b>

## NBA PLAYOFFS (3 Years)

1998	9	319	30-88	.341	18-59	.305	14-19	.737	39	4.3	14	31-1	5	12	1	92	10.2
1999	17	349	50-131	.382	31-86	.360	9-13	.692	41	2.4	18	33-0	13	20	0	140	8.2
2000	2	19	0-3	.000	0-1	.000	2-4	.500	1	0.5	2	1-0	1	0	0	2	1.0
<b>TOT</b>	<b>28</b>	<b>683</b>	<b>80-222</b>	<b>.360</b>	<b>49-146</b>	<b>.336</b>	<b>25-36</b>	<b>.694</b>	<b>81</b>	<b>2.9</b>	<b>34</b>	<b>65-1</b>	<b>19</b>	<b>32</b>	<b>1</b>	<b>234</b>	<b>8.4</b>

## JAMES, DAMION #12

6-7 F

Texas '10

10/7/87

How Obtained: Signed 10-day contract, 4/3/14; Signed as free agent, 4/10/14

How Departed: Free agent

NBA (1 Year)

YEAR	GP	MIN	FGM-FGA	PCT	3-POINT FGM-FGA	PCT	FTM-FTA	PCT	REBS	AVG	AST	PF-DQ	STL	TO	BLK	PTS	AVG
13-14	5	50	2-9	.222	0-2	.000	2-2	1.000	12	2.4	3	3-0	0	1	1	3	0.6

## JEFFERS, OTHYUS #12

6-5 G/F

Robert Morris '08

8/5/85

How Obtained: Signed 10-day contract, 3/4/11; Signed as free agent, 4/10/14

How Departed: Free agent

NBA (2 Years)

YEAR	GP	MIN	FGM-FGA	PCT	3-POINT FGM-FGA	PCT	FTMFTA	PCT	REBS	AVG	AST	PF-DQ	STL	TO	BLK	PTS	AVG
10-11	1	8	1-3	.333	0-0	.000	0-0	.000	2	2.0	1	1-0	0	1	0	2	2.0
13-14	4	34	3-5	.600	0-1	.000	1-2	.500	6	1.5	6	2-0	0	0	0	7	1.8
<b>TOT</b>	<b>5</b>	<b>42</b>	<b>4-8</b>	<b>.500</b>	<b>0-1</b>	<b>.000</b>	<b>1-2</b>	<b>.500</b>	<b>8</b>	<b>1.6</b>	<b>7</b>	<b>3-0</b>	<b>0</b>	<b>1</b>	<b>0</b>	<b>9</b>	<b>1.8</b>

## JEFFERSON, RICHARDSON #24

6-7 F

Arizona '01

6/21/80

How Obtained: From Milwaukee, for Bruce Bowen and Kurt Thomas, on 06/24/09

How Departed: Traded to Golden State, with T.J. Ford and a first round pick, for Stephen Jackson on 03/15/12

NBA (3 Years)

YEAR	GP	MIN	FGM-FGA	PCT	3-POINT FGM-FGA	PCT	FTM-FTA	PCT	REBS	AVG	AST	PF-DQ	STL	TO	BLK	PTS	AVG
09-10	81	2520	362-775	.467	59-187	.316	211-287	.735	356	4.4	158	178-2	45	105	40	994	12.3
10-11	81	2459	304-642	.474	135-190	.440	148-195	.759	310	3.8	107	164-3	38	93	34	891	11.0
11-12	41	1168	132-319	.414	33-79	.421	35-50	.700	143	3.5	55	83-0	25	32	12	379	9.2
<b>TOT</b>	<b>203</b>	<b>6147</b>	<b>798-1736</b>	<b>.452</b>	<b>227-456</b>	<b>.392</b>	<b>394-532</b>	<b>.731</b>	<b>809</b>	<b>3.9</b>	<b>320</b>	<b>425-5</b>	<b>108</b>	<b>230</b>	<b>86</b>	<b>2,264</b>	<b>10.8</b>

## NBA PLAYOFFS (2 Years)

09-10	10	334	34-70	.486	1-5	.200	25-33	.758	53	5.3	18	20-0	6	15	6	94	9.4
10-11	6	176	12-31	.387	6-17	.353	9-11	.818	25	4.2	5	13-0	3	6	3	39	6.5
<b>TOT</b>	<b>16</b>	<b>510</b>	<b>46-101</b>	<b>.437</b>	<b>7-22</b>	<b>.318</b>	<b>34-44</b>	<b>.773</b>	<b>78</b>	<b>4.9</b>	<b>23</b>	<b>33-0</b>	<b>9</b>	<b>21</b>	<b>9</b>	<b>133</b>	<b>8.3</b>

## JOHNSON, AVERY #15, #6

5-11 G

Southern '88

3/25/65

How Obtained: (1) Signed as free agent, 1/17/91 (2) Signed as free agent, 11/19/92 (3) Signed as free agent, 7/21/94

How Departed: (1) Waived, 12/17/91 (2) Unsigned free agent, 8/1/93 (3) Unsigned free agent, 7/18/01

NBA (10 Years)

YEAR	GP	MIN	FGM-FGA	PCT	3-POINT FGM-FGA	PCT	FTM-FTA	PCT	REBS	AVG	AST	PF-DQ	STL	TO	BLK	PTS	AVG
90-91	47	742	101-209	.483	1-5	.200	38-55	.691	56	1.2	153	40-3	33	47	2	241	5.1
91-92	20	463	55-108	.509	1-5	.200	24-32	.750	35	1.8	100	43-1	21	45	3	135	6.8
92-93	75	2030	256-510	.502	0-8	.000	144-182	.791	146	1.9	561	141-0	85	145	16	656	8.7
94-95	82	3011	448-863	.519	3-22	.136	202-295	.685	208	2.5	670	154-0	114	207	13	1101	13.4
95-96	82	3084	438-887	.494	6-31	.194	189-262	.721	206	2.5	789	179-1	119	195	21	1071	13.1
96-97	76	2472	327-685	.477	6-26	.231	140-203	.690	147	1.9	513	158-1	96	146	15	800	10.5
97-98	75	2674	321-671	.478	2-13	.154	122-168	.726	150	2.0	591	140-0	84	165	18	766	10.2
98-99	50	1672	218-461	.473	1-12	.083	50-88	.568	118	2.4	369	101-0	51	112	11	487	9.7
99-00	82	2571	402-850	.473	1-9	.111	114-155	.735	158	1.9	491	150-0	76	140	18	919	11.2
00-01	55	1290	134-300	.447	1-6	.167	41-60	.683	85	1.5	237	90-0	33	60	4	310	5.6
<b>TOT</b>	<b>644</b>	<b>20009</b>	<b>2700-5544</b>	<b>.487</b>	<b>22-137</b>	<b>.161</b>	<b>1064-1500</b>	<b>.709</b>	<b>1309</b>	<b>2.0</b>	<b>4474</b>	<b>1196-3</b>	<b>712</b>	<b>1262</b>	<b>121</b>	<b>6486</b>	<b>10.1</b>

## NBA PLAYOFFS (8 Years)

1991	3	19	0-5	.000	0-1	.000	2-2	1.000	0	0.0	4	3-0	1	0	0	2	0.7
1993	10	314	36-70	.514	0-1	.000	10-14	.714	31	3.1	81	27-0	10	23	1	82	8.2
1995	15	575	91-176	.517	0-1	.000	36-58	.621	32	2.1	125	29-0	20	30	6	218	14.5
1996	10	407	52-121	.430	0-2	.000	19-27	.704	36	3.6	94	21-0	20	24	1	123	12.3
1998	9	342	61-101	.604	0-2	.000	34-51	.667	13	1.4	55	27-0	9	21	0	156	17.3
1999	17	653	91-187	.487	1-3	.333	32-47	.681	42	2.5	126	30-2	20	50	1	215	12.6
2000	4	144	19-42	.452	0-0	.000	10-14	.714	9	2.3	21	10-0	4	10	0	48	12.0
2001	13	281	34-88	.386	0-1	.000	8-15	.533	16	1.2	41	24-1	10	10	1	76	5.8
<b>TOT</b>	<b>81</b>	<b>2735</b>	<b>384-790</b>	<b>.486</b>	<b>1-11</b>	<b>.091</b>	<b>151-228</b>	<b>.662</b>	<b>179</b>	<b>2.2</b>	<b>547</b>	<b>171-1</b>	<b>94</b>	<b>168</b>	<b>10</b>	<b>920</b>	<b>11.4</b>

## JOHNSON, DERMARR #1

6-9 G/F

Cincinnati '03

5/5/80

How Obtained: (1) Signed as free agent, 12/29/07. (2) Signed as a free agent, 4/11/08

How Departed: (1) Waived, 1/7/08. (2) Unsigned free agent, 7/08

NBA (1 Year)

YEAR	GP	MIN	FGM-FGA	PCT	3-POINT FGM-FGA	PCT	FTM-FTA	PCT	REBS	AVG	AST	PF-DQ	STL	TO	BLK	PTS	AVG
07-08	5	28	7-14	.500	3-9	.333	0-2	.000	1	0.2	1	4-0	1	0	0	17	3.4

# FORMER SPURS STATISTICS

JOHNSON, GEORGE #52														6-11		C		Dillard '70				12/18/48			
How Obtained: Signed as free agent, 8/15/80																									
How Departed: Traded to Atlanta for J. Johnson and second round picks in '83 and '85, 9/28/82																									
NBA (2 Years)																									
YEAR	GP	MIN	FGM-FGA	PCT	3-POINT FGM-FGA	PCT	FTM-FTA	PCT	REBS	AVG	AST	PF-DQ	STL	TO	BLK	PTS	AVG								
80-81	82	1935	164-347	.473	0-0	.000	80-109	.734	602	7.3	92	273-3	47	110	278	408	5.0								
81-82	75	1578	91-195	.467	0-0	.000	43-64	.672	454	6.1	79	259-6	20	92	234	225	3.0								
<b>TOT</b>	<b>157</b>	<b>3513</b>	<b>255-542</b>	<b>.470</b>	<b>0-0</b>	<b>.000</b>	<b>123-173</b>	<b>.711</b>	<b>1056</b>	<b>6.7</b>	<b>171</b>	<b>530-9</b>	<b>67</b>	<b>202</b>	<b>512</b>	<b>633</b>	<b>4.0</b>								
NBA PLAYOFFS (2 Years)																									
1981	7	171	12-26	.462	0-0	.000	7-10	.700	63	9.0	6	20-0	7	3	16	31	4.4								
1982	9	175	4-8	.500	0-0	.000	3-5	.600	46	5.1	12	34-0	6	4	15	11	1.2								
<b>TOT</b>	<b>16</b>	<b>346</b>	<b>16-34</b>	<b>.471</b>	<b>0-0</b>	<b>.000</b>	<b>10-15</b>	<b>.667</b>	<b>109</b>	<b>6.8</b>	<b>18</b>	<b>54-0</b>	<b>13</b>	<b>7</b>	<b>31</b>	<b>42</b>	<b>2.6</b>								

JOHNSON, LINTON #43														6-8		F		Tulane '02				6/13/80			
How Obtained: Signed as free agent, 8/25/04																									
How Departed: Unsigned free agent, 8/05																									
NBA (1 Year)																									
YEAR	GP	MIN	FGM-FGA	PCT	3-POINT FGM-FGA	PCT	FTM-FTA	PCT	REBS	AVG	AST	PF-DQ	STL	TO	BLK	PTS	AVG								
04-05	2	15	0-2	.000	0-1	.000	0-0	.000	3	1.5	0	1-0	1	1	0	0	0.0								

JOHNSON, REGGIE #32														6-9		F		Tennessee '80				6/25/57			
How Obtained: First round pick, 1980 Draft, 15th overall																									
How Departed: Traded to Cleveland, with Brewer, for Mitchell and Phegley, 12/24/81																									
NBA (2 Years)																									
YEAR	GP	MIN	FGM-FGA	PCT	3-POINT FGM-FGA	PCT	FTM-FTA	PCT	REBS	AVG	AST	PF-DQ	STL	TO	BLK	PTS	AVG								
80-81	79	1716	340-682	.499	0-1	.000	128-193	.663	358	4.5	78	283-8	45	130	48	808	10.2								
81-82	21	504	94-194	.485	0-0	.000	32-40	.800	137	6.5	20	67-0	7	26	16	220	10.5								
<b>TOT</b>	<b>100</b>	<b>2220</b>	<b>434-876</b>	<b>.495</b>	<b>0-1</b>	<b>.000</b>	<b>160-233</b>	<b>.687</b>	<b>495</b>	<b>5.0</b>	<b>98</b>	<b>350-8</b>	<b>52</b>	<b>156</b>	<b>64</b>	<b>1028</b>	<b>10.3</b>								
NBA PLAYOFFS (1 Year)																									
1981	7	224	35-73	.479	0-0	.000	19-25	.760	34	4.9	16	27-2	4	10	5	89	12.7								

JOHNSON, STEVE #33														6-10		C/F		Oregon State '81				11/3/57			
How Obtained: From Chicago, with a second round pick in '85, for Banks, 6/18/85																									
How Departed: Traded to Portland for M. Thompson and the draft rights to Krystkowiak, 6/19/86																									
NBA (1 Year)																									
YEAR	GP	MIN	FGM-FGA	PCT	3-POINT FGM-FGA	PCT	FTM-FTA	PCT	REBS	AVG	AST	PF-DQ	STL	TO	BLK	PTS	AVG								
85-86	71	1828	362-573	.632	0-0	.000	259-373	.694	462	6.5	95	291-13	44	191	66	983	13.8								
NBA PLAYOFFS (1 Year)																									
1986	3	53	5-15	.333	0-0	.000	5-11	.455	6	2.0	2	14-1	0	6	1	15	5.0								

JOHNSON, STEW #23														6-8		F		Murray State '67				8/19/44			
How Obtained: Signed as free agent, 12/15/75																									
How Departed: Waived, 1/11/76																									
ABA (1 Year)																									
YEAR	GP	MIN	FGM-FGA	PCT	3-POINT FGM-FGA	PCT	FTM-FTA	PCT	REBS	AVG	AST	PF-DQ	STL	TO	BLK	PTS	AVG								
75-76	10	123	21-77	.273	1-8	.125	2-4	.500	19	1.9	15	16-0	2	2	0	45	4.5								

JOHNSON, VINNIE #15														6-2		G		Baylor '79				9/9/56			
How Obtained: Signed as free agent, 12/12/91																									
How Departed: Waived, 6/25/92																									
NBA (1 Year)																									
YEAR	GP	MIN	FGM-FGA	PCT	3-POINT FGM-FGA	PCT	FTM-FTA	PCT	REBS	AVG	AST	PF-DQ	STL	TO	BLK	PTS	AVG								
91-92	60	1350	202-499	.405	19-60	.317	55-85	.647	182	3.0	145	93-0	41	74	14	478	8.0								
NBA PLAYOFFS (1 Year)																									
1992	3	69	11-24	.458	2-4	.500	1-2	.500	8	2.7	7	7-0	5	5	1	25	8.3								

JOHNSTONE, JIM #25														6-11		C		Wake Forest '82				9/20/60			
How Obtained: From Atlanta, with second round picks in '83 and '85, for G. Johnson, 9/28/82																									
How Departed: Waived, 12/14/82																									
NBA (1 Year)																									
YEAR	GP	MIN	FGM-FGA	PCT	3-POINT FGM-FGA	PCT	FTM-FTA	PCT	REBS	AVG	AST	PF-DQ	STL	TO	BLK	PTS	AVG								
82-83	7	54	2-10	.200	0-0	.000	3-5	.600	16	2.3	1	9-0	1	4	1	7	1.0								

JONES, ANTHONY #11														6-6		G		UNLV '86				9/13/62			
How Obtained: Signed 10-day contract, 12/29/86; Signed 10-day contract, 1/7/87; Signed for season, 1/17/87																									
How Departed: Waived, 11/4/87																									
NBA (1 Year)																									
YEAR	GP	MIN	FGM-FGA	PCT	3-POINT FGM-FGA	PCT	FTM-FTA	PCT	REBS	AVG	AST	PF-DQ	STL	TO	BLK	PTS	AVG								
86-87	49	744	119-289	.412	7-19	.368	41-52	.788	95	1.9	66	68-0	32	38	18	286	5.8								

JONES, BOBBY #42														6-7		F		Washington '06				1/9/84			
How Obtained: Signed 10-day contract, 4/1/08																									
How Departed: Unsigned free agent, 4/11/08																									
NBA (1 Year)																									
YEAR	GP	MIN	FGM-FGA	PCT	3-POINT FGM-FGA	PCT	FTM-FTA	PCT	REBS	AVG	AST	PF-DQ	STL	TO	BLK	PTS	AVG								
07-08	3	20	1-4	.250	0-2	.000	0-0	.000	2	0.7	1	1-0	2	1	0	2	0.7								

JONES, CALDWELL #27														6-11		C/F		Albany State '73				8/4/50			
How Obtained: Signed as free agent, 7/20/89																									
How Departed: Retired, 6/1/90																									
NBA (1 Year)																									
YEAR	GP	MIN	FGM-FGA	PCT	3-POINT FGM-FGA	PCT	FTM-FTA	PCT	REBS	AVG	AST	PF-DQ	STL	TO	BLK	PTS	AVG								
89-90	72	885	67-144	.465	1-5	.200	38-54	.704	230	3.2	20	146-2	20	48	27	173	2.4								
NBA PLAYOFFS (1 Year)																									
1990	9	66	4-9	.444	0-0	.000	0-1	.000	13	1.4	2	10-0	0	3	3	8	0.9								



# FORMER SPURS STATISTICS

## JONES, EDGAR #42

6-10 F Nevada-Reno '79

6/17/56

How Obtained: From Detroit for a second round pick in '84 and a third round pick in '85, 2/10/83

How Departed: Traded to Cleveland, with cash, for J. Cook, 12/14/84

NBA (3 Years)

YEAR	GP	MIN	3-POINT			FTM-FTA	PCT	REBS	AVG	AST	PF-DQ	STL	TO	BLK	PTS	AVG	
			FGM-FGA	PCT	FGM-FGA												PCT
82-83	28	622	92-185	.497	0-3	.000	84-114	.737	177	6.3	20	107-5	14	43	31	268	9.6
83-84	81	1770	322-644	.500	6-19	.316	176-242	.727	449	5.5	85	298-7	64	125	107	826	10.2
84-85	18	322	44-91	.484	0-1	.000	41-51	.804	62	3.4	18	52-1	9	28	18	129	7.2
<b>TOT</b>	<b>127</b>	<b>2714</b>	<b>458-920</b>	<b>.498</b>	<b>6-23</b>	<b>.261</b>	<b>301-407</b>	<b>.740</b>	<b>688</b>	<b>5.4</b>	<b>123</b>	<b>457-13</b>	<b>87</b>	<b>196</b>	<b>156</b>	<b>1223</b>	<b>9.6</b>

NBA PLAYOFFS (1 Year)

1983	11	193	28-62	.452	0-2	.000	19-33	.576	53	4.8	17	44-1	6	18	14	75	6.8
------	----	-----	-------	------	-----	------	-------	------	----	-----	----	------	---	----	----	----	-----

NBA (1 Year)

YEAR	GP	MIN	3-POINT			FTM-FTA	PCT	REBS	AVG	AST	PF-DQ	STL	TO	BLK	PTS	AVG	
			FGM-FGA	PCT	FGM-FGA												PCT
84-85	67	888	106-180	.589	0-1	.000	33-83	.398	238	3.6	56	139-1	30	61	57	245	3.7
<b>TOT</b>	<b>188</b>	<b>1082</b>	<b>134-260</b>	<b>.544</b>	<b>0-2</b>	<b>.000</b>	<b>46-116</b>	<b>.437</b>	<b>238</b>	<b>3.6</b>	<b>113</b>	<b>181-2</b>	<b>64</b>	<b>79</b>	<b>114</b>	<b>260</b>	<b>4.5</b>

NBA PLAYOFFS (1 Year)

1985	5	73	8-11	.727	0-0	.000	1-6	.167	17	3.4	4	18-1	1	7	4	17	3.4
------	---	----	------	------	-----	------	-----	------	----	-----	---	------	---	---	---	----	-----

NBA (2 Years)

YEAR	GP	MIN	3-POINT			FTM-FTA	PCT	REBS	AVG	AST	PF-DQ	STL	TO	BLK	PTS	AVG	
			FGM-FGA	PCT	FGM-FGA												PCT
73-74	78	2843	510-1175	.434	13-46	.283	186-241	.772	581	7.4	268	273-0	70	145	13	1219	15.6
74-75	83	3097	649-1480	.439	13-50	.260	287-374	.767	645	7.8	270	297-0	88	210	32	1598	19.3
<b>TOT</b>	<b>161</b>	<b>5940</b>	<b>1159-2655</b>	<b>.437</b>	<b>26-96</b>	<b>.271</b>	<b>473-615</b>	<b>.769</b>	<b>1226</b>	<b>7.6</b>	<b>538</b>	<b>570-0</b>	<b>158</b>	<b>355</b>	<b>45</b>	<b>2817</b>	<b>17.5</b>

ABA PLAYOFFS (2 Years)

1974	7	239	48-93	.516	1-3	.333	24-29	.828	46	6.6	19	28-0	4	—	—	121	17.3
1975	6	178	30-93	.323	1-7	.143	2-7	.286	45	7.5	15	25-0	7	11	4	63	10.5
<b>TOT</b>	<b>13</b>	<b>417</b>	<b>78-186</b>	<b>.419</b>	<b>2-10</b>	<b>.200</b>	<b>26-36</b>	<b>.722</b>	<b>91</b>	<b>7.0</b>	<b>34</b>	<b>53-0</b>	<b>11</b>	<b>11</b>	<b>4</b>	<b>184</b>	<b>14.2</b>

ABA ALL-STAR GAMES (1 Year)

1974	1	19	2-11	.182	0-1	.000	0-0	.000	8	8.0	2	4-0	—	—	—	4	4.0
------	---	----	------	------	-----	------	-----	------	---	-----	---	-----	---	---	---	---	-----

NBA (1 Year)

88-89	7	92	9-25	.360	0-0	.000	8-13	.615	16	2.3	7	8-0	2	7	2	26	3.7
-------	---	----	------	------	-----	------	------	------	----	-----	---	-----	---	---	---	----	-----

NBA (1 Year)

YEAR	GP	MIN	3-POINT			FTM-FTA	PCT	REBS	AVG	AST	PF-DQ	STL	TO	BLK	PTS	AVG	
			FGM-FGA	PCT	FGM-FGA												PCT
11-12	29	266	22-70	.314	3-15	.200	11-17	.647	25	0.9	34	16-0	7	12	3	58	2.0
12-13	28	388	51-110	.464	6-21	.286	18-21	.857	52	1.9	53	25-1	15	21	4	126	4.5
13-14	68	936	126-265	.475	12-38	.316	79-96	.823	107	1.6	114	84-0	35	43	14343	5.0	
14-15	79	1444	207-411	.504	16-44	.364	105-143	.734	192	2.4	188	105-0	46	67	17	535	6.8
<b>TOT</b>	<b>204</b>	<b>3034</b>	<b>406-856</b>	<b>.474</b>	<b>37-118</b>	<b>.314</b>	<b>213-277</b>	<b>.769</b>	<b>376</b>	<b>1.8</b>	<b>389</b>	<b>105-0</b>	<b>103</b>	<b>143</b>	<b>38</b>	<b>1062</b>	<b>5.2</b>

NBA PLAYOFFS (3 Years)

2013	20	192	26-56	.464	2-11	.182	5-11	.455	31	1.6	24	15-0	6	10	2	59	3.0
2014	17	87	17-35	.486	0-3	.000	14-18	.778	9	0.5	9	7-0	3	4	0	48	2.8
2015	4	22	5-6	.833	0-0	.000	1-2	.500	1	0.3	0	2-0	0	1	1	11	2.9
<b>TOT</b>	<b>41</b>	<b>301</b>	<b>48-97</b>	<b>.495</b>	<b>2-14</b>	<b>.143</b>	<b>20-31</b>	<b>.645</b>	<b>41</b>	<b>1.0</b>	<b>33</b>	<b>24-0</b>	<b>9</b>	<b>15</b>	<b>3</b>	<b>118</b>	<b>2.8</b>

NBA (1 Year)

1977	1	1	0-0	.000	—	—	0-0	.000	0	0.0	0	0-0	0	0	0	0	0.0
------	---	---	-----	------	---	---	-----	------	---	-----	---	-----	---	---	---	---	-----

NBA (3 Years)

YEAR	GP	MIN	3-POINT			FTM-FTA	PCT	REBS	AVG	AST	PF-DQ	STL	TO	BLK	PTS	AVG	
			FGM-FGA	PCT	FGM-FGA												PCT
73-74	74	1339	236-502	.470	8-22	.364	94-113	.832	126	1.7	160	161-0	65	92	10	574	7.8
74-75	82	1629	261-534	.489	4-23	.174	137-177	.774	155	1.9	334	207-0	96	158	7	663	8.1
75-76	75	1200	150-334	.449	0-9	.000	81-106	.764	66	0.9	250	149-0	60	108	3	381	5.1
<b>TOT</b>	<b>231</b>	<b>4168</b>	<b>647-1370</b>	<b>.472</b>	<b>12-54</b>	<b>.222</b>	<b>312-396</b>	<b>.788</b>	<b>347</b>	<b>1.5</b>	<b>744</b>	<b>517-0</b>	<b>221</b>	<b>358</b>	<b>20</b>	<b>1618</b>	<b>7.0</b>

NBA (3 Years)

76-77	29	251	25-73	.342	—	—	29-42	.690	17	0.6	46	36-0	10	—	0	79	2.7
77-78	4	30	2-6	.333	—	—	2-2	1.000	5	1.3	5	6-0	1	4	0	6	1.5
<b>TOT</b>	<b>33</b>	<b>281</b>	<b>27-79</b>	<b>.342</b>	<b>—</b>	<b>—</b>	<b>31-44</b>	<b>.705</b>	<b>22</b>	<b>0.7</b>	<b>51</b>	<b>42-0</b>	<b>11</b>	<b>4</b>	<b>0</b>	<b>85</b>	<b>2.6</b>

ABA PLAYOFFS (3 Years)

1974	7	141	13-28	.464	0-1	.000	2-5	.400	15	2.1	23	19-0	10	12	0	28	4.0
1975	4	40	1-8	.125	0-1	.000	3-4	.750	3	0.8	5	5-0	1	2	0	5	1.2
1976	6	64	10-22	.455	0-1	.000	6-9	.667	4	0.7	17	12-0	5	5	0	26	4.3
<b>TOT</b>	<b>17</b>	<b>245</b>	<b>24-58</b>	<b>.414</b>	<b>0-3</b>	<b>.000</b>	<b>11-18</b>	<b>.611</b>	<b>22</b>	<b>1.3</b>	<b>45</b>	<b>36-0</b>	<b>16</b>	<b>19</b>	<b>0</b>	<b>59</b>	<b>3.5</b>

NBA PLAYOFFS (1 Year)

1977	1	1	0-0	.000	—	—	0-0	.000	0	0.0	0	0-0	0	0	0	0	0.0
------	---	---	-----	------	---	---	-----	------	---	-----	---	-----	---	---	---	---	-----

NBA (1 Year)

96-97	10	59	1-5	.200	0-0	.000	2-2	1.000	8	0.8	2	4-0	1	7	1	4	0.4
-------	----	----	-----	------	-----	------	-----	-------	---	-----	---	-----	---	---	---	---	-----

NBA (1 Year)

96-97	10	59	1-5	.200	0-0	.000	2-2	1.000	8	0.8	2	4-0	1	7	1	4	0.4
-------	----	----	-----	------	-----	------	-----	-------	---	-----	---	-----	---	---	---	---	-----

NBA (1 Year)

96-97	10	59	1-5	.200	0-0	.000	2-2	1.000	8	0.8	2	4-0	1	7	1	4	0.4
-------	----	----	-----	------	-----	------	-----	-------	---	-----	---	-----	---	---	---	---	-----

NBA (1 Year)

96-97	10	59	1-5	.200	0-0	.000	2-2	1.000	8	0.8	2	4-0	1	7	1	4	0.4
-------	----	----	-----	------	-----	------	-----	-------	---	-----	---	-----	---	---	---	---	-----

NBA (1 Year)

96-97	10	59	1-5	.200	0-0	.000	2-2	1.000	8	0.8	2	4-0	1	7	1	4	0.4
-------	----	----	-----	------	-----	------	-----	-------	---	-----	---	-----	---	---	---	---	-----

NBA (1 Year)

96-97	10	59	1-5	.200	0-0	.000	2-2	1.000	8	0.8	2	4-0	1	7	1	4	0.4
-------	----	----	-----	------	-----	------	-----	-------	---	-----	---	-----	---	---	---	---	-----

NBA (1 Year)

96-97	10	59	1-5	.200	0-0	.000	2-2	1.000	8	0.8	2	4-0	1	7	1	4	0.4
-------	----	----	-----	------	-----	------	-----	-------	---	-----	---	-----	---	---	---	---	-----

NBA (1 Year)

96-97	10	59	1-5	.200	0-0	.000	2-2	1.000	8	0.8	2	4-0	1	7	1	4	0.4
-------	----	----	-----	------	-----	------	-----	-------	---	-----	---	-----	---	---	---	---	-----

NBA (1 Year)

96-97	10	59	1-5	.200	0-0	.000	2-2	1.000	8	0.8	2	4-0	1	7	1	4	0.4
-------	----	----	-----	------	-----	------	-----	-------	---	-----	---	-----	---	---	---	---	-----

NBA (1 Year)

96-97	10	59	1-5	.200	0-0	.000	2-2	1.000	8	0.8	2	4-0	1	7	1	4	0.4
-------	----	----	-----	------	-----	------	-----	-------	---	-----	---	-----	---	---	---	---	-----

NBA (1 Year)

96
----

# FORMER SPURS STATISTICS

## KENNEDY, EUGENE #50

6-6 F TCU '71

8/23/49

How Obtained: Thirteenth round pick, 1971 ABA Draft, by Dallas  
How Departed: Waived, 1974

ABA (1 Year)				3-POINT														
YEAR	GP	MIN	FGM-FGA	PCT	FGM-FGA	PCT	FTM-FTA	PCT	REBS	AVG	AST	PF-DQ	STL	TO	BLK	PTS	AVG	
73-74	76	1440	194-352	.551	0-0	.000	60-87	.690	387	5.1	83	240-0	59	79	15	448	5.9	
ABA PLAYOFFS (1 Year)																		
1974	6	71	12-27	.444	0-1	.000	3-4	.750	18	3.0	3	17-0	0	3	1	27	4.5	

## KENON, LARRY #35

6-9 F Memphis State '73

12/13/52

How Obtained: From New York Nets for Nater, 6/3/75  
How Departed: Signed as free agent with Chicago, 9/12/80 (received two '81 second round picks and cash as compensation)

ABA (1 Year)				3-POINT														
YEAR	GP	MIN	FGM-FGA	PCT	FGM-FGA	PCT	FTM-FTA	PCT	REBS	AVG	AST	PF-DQ	STL	TO	BLK	PTS	AVG	
75-76	81	2920	647-1344	.481	0-1	.000	221-283	.781	897	11.1	151	165-0	91	243	43	1515	18.7	
NBA (4 Years)																		
76-77	78	2936	706-1435	.492	—	—	293-356	.823	879	11.3	229	190-0	167	—	60	1705	21.9	
77-78	81	2869	698-1426	.489	—	—	276-323	.854	773	9.5	268	209-2	115	279	24	1672	20.6	
78-79	81	2947	748-1484	.504	—	—	295-349	.845	790	9.8	335	192-1	154	300	19	1791	22.1	
79-80	78	2798	647-1333	.485	1-9	.111	270-345	.783	775	9.9	231	192-0	111	232	18	1565	20.1	
<b>TOT</b>	<b>318</b>	<b>11550</b>	<b>2799-5678</b>	<b>.493</b>	<b>1-9</b>	<b>.111</b>	<b>1134-1373</b>	<b>.826</b>	<b>3217</b>	<b>10.1</b>	<b>1063</b>	<b>783-3</b>	<b>547</b>	<b>811</b>	<b>121</b>	<b>6733</b>	<b>21.2</b>	
ABA PLAYOFFS (1 Year)																		
1976	7	277	61-131	.466	1-3	.333	27-30	.900	80	11.4	16	16-0	10	33	4	150	21.4	
NBA PLAYOFFS (4 Years)																		
1977	2	79	16-33	.485	—	—	2-2	1.000	15	7.5	6	9-0	4	—	1	34	17.0	
1978	6	200	46-103	.447	—	—	14-19	.737	55	9.2	22	23-0	5	19	2	106	17.7	
1979	14	557	128-292	.438	—	—	39-53	.736	160	11.4	42	42-0	20	33	1	295	21.1	
1980	3	81	10-34	.294	0-0	.000	6-11	.545	13	4.3	4	6-0	5	0	0	26	8.7	
<b>TOT</b>	<b>25</b>	<b>917</b>	<b>200-462</b>	<b>.433</b>	<b>0-0</b>	<b>.000</b>	<b>61-85</b>	<b>.718</b>	<b>243</b>	<b>9.7</b>	<b>74</b>	<b>80-0</b>	<b>29</b>	<b>52</b>	<b>4</b>	<b>461</b>	<b>18.4</b>	
ABA ALL-STAR GAMES (1 Year)																		
1976	1	20	5-7	.714	0-0	.000	0-0	.000	6	6.0	2	5	0	2	0	10	10.0	
NBA ALL-STAR GAMES (2 Years)																		
1978	1	20	8-15	.530	—	—	0-0	.000	4	4.0	0	0-0	0	2	0	16	16.0	
1979	1	7	1-3	.333	—	—	1-2	.500	2	2.0	1	0-0	0	0	0	3	3.0	
<b>TOT</b>	<b>2</b>	<b>27</b>	<b>9-18</b>	<b>.500</b>	<b>—</b>	<b>—</b>	<b>1-2</b>	<b>.500</b>	<b>6</b>	<b>3.0</b>	<b>1</b>	<b>0-0</b>	<b>0</b>	<b>2</b>	<b>0</b>	<b>19</b>	<b>9.5</b>	

## KERR, STEVE #4, #25

6-3 G Arizona '88

9/27/65

How Obtained: (1) From Chicago for Person and a first round pick, 1/21/99. (2) From Portland, along with Barkley and a second round pick, for Daniels, McCaskill and Smith, 8/5/02

How Departed: (1) Traded to Portland, with D. Anderson, for S. Smith, 7/25/01 (2) Retired, 8/7/03

NBA (4 Years)				3-POINT														
YEAR	GP	MIN	FGM-FGA	PCT	FGM-FGA	PCT	FTM-FTA	PCT	REBS	AVG	AST	PF-DQ	STL	TO	BLK	PTS	AVG	
98-99	44	734	68-174	.391	25-80	.313	31-35	.886	44	1.0	49	28-0	23	22	3	192	4.4	
99-00	32	268	32-74	.432	16-31	.516	19-11	.818	19	0.6	12	14-0	4	7	0	89	2.8	
00-01	55	650	67-159	.421	33-77	.429	14-15	.933	35	0.6	57	30-0	16	21	1	181	3.3	
02-03	75	952	110-256	.430	49-124	.395	30-34	.882	60	0.8	70	49-0	27	35	3	299	4.0	
<b>TOT</b>	<b>206</b>	<b>2604</b>	<b>277-663</b>	<b>.418</b>	<b>123-312</b>	<b>.394</b>	<b>84-95</b>	<b>.884</b>	<b>158</b>	<b>0.8</b>	<b>188</b>	<b>121-0</b>	<b>70</b>	<b>85</b>	<b>7</b>	<b>761</b>	<b>3.7</b>	
NBA PLAYOFFS (3 Years)																		
1999	11	97	8-30	.267	3-13	.231	5-6	.833	9	0.8	8	5-0	2	4	0	24	2.2	
2001	9	101	12-25	.480	5-15	.333	1-2	.500	9	1.0	6	8-0	4	2	1	30	3.3	
2003	10	46	7-11	.636	5-6	.833	3-4	.750	3	0.3	6	6-0	1	1	0	22	2.2	
<b>TOT</b>	<b>30</b>	<b>244</b>	<b>27-66</b>	<b>.409</b>	<b>13-34</b>	<b>.382</b>	<b>9-12</b>	<b>.750</b>	<b>21</b>	<b>0.7</b>	<b>20</b>	<b>19-0</b>	<b>7</b>	<b>7</b>	<b>1</b>	<b>76</b>	<b>2.5</b>	

## KERSEY, JEROME #25

6-7 F Longwood '84

6/26/62

How Obtained: Signed as free agent, 1/21/99

How Departed: Unsigned free agent, 8/1/00

NBA (2 Years)				3-POINT														
YEAR	GP	MIN	FGM-FGA	PCT	FGM-FGA	PCT	FTM-FTA	PCT	REBS	AVG	AST	PF-DQ	STL	TO	BLK	PTS	AVG	
98-99	45	699	68-200	.340	3-14	.214	6-14	.429	130	2.9	41	92-1	37	30	14	145	3.2	
99-00	72	1310	146-354	.412	0-9	.000	29-41	.707	225	3.1	69	161-0	67	51	47	321	4.5	
<b>TOT</b>	<b>117</b>	<b>2009</b>	<b>214-554</b>	<b>.386</b>	<b>3-23</b>	<b>.130</b>	<b>35-55</b>	<b>.636</b>	<b>355</b>	<b>3.0</b>	<b>110</b>	<b>253-1</b>	<b>104</b>	<b>81</b>	<b>61</b>	<b>466</b>	<b>4.0</b>	
NBA PLAYOFFS (1 Year)																		
1999	14	152	15-43	.349	1-4	.250	5-7	.714	30	2.1	4	19-0	6	6	1	36	2.6	

## KIFFIN, IRV #21

6-8 F Oklahoma Baptist '75

8/8/51

How Obtained: From L.A. Lakers for a second round pick in '80, 10/5/79

How Departed: Waived, 12/19/79

NBA (1 Year)				3-POINT													
YEAR	GP	MIN	FGM-FGA	PCT	FGM-FGA	PCT	FTM-FTA	PCT	REBS	AVG	AST	PF-DQ	STL	TO	BLK	PTS	AVG
79-80	26	212	32-96	.333	0-0	.000	18-25	.720	40	1.5	19	43-0	10	30	2	82	3.2

## KING, ALBERT #55

6-6 F Maryland '81

12/17/59

How Obtained: From Philadelphia for Myers, 8/24/88

How Departed: Waived, 3/4/89

NBA (1 Year)				3-POINT													
YEAR	GP	MIN	FGM-FGA	PCT	FGM-FGA	PCT	FTM-FTA	PCT	REBS	AVG	AST	PF-DQ	STL	TO	BLK	PTS	AVG
88-89	46	791	141-327	.431	8-32	.250	37-48	.771	140	3.0	79	97-2	27	74	7	327	7.1

## KING, GERARD #54

6-9 F Nicholls State '95

11/25/72

How Obtained: Signed as free agent, 1/21/99

How Departed: Unsigned free agent, 8/1/99

NBA (1 Year)				3-POINT														
YEAR	GP	MIN	FGM-FGA	PCT	FGM-FGA	PCT	FTM-FTA	PCT	REBS	AVG	AST	PF-DQ	STL	TO	BLK	PTS	AVG	
98-99	19	63	6-14	.429	0-0	.000	11-18	.611	14	0.7	4	12-0	2	4	1	23	1.2	
NBA PLAYOFFS (1 Year)																		
1999	8	14	2-4	.500	0-0	.000	0-0	.000	4	0.5	1	2-0	0	1	1	4	0.5	

# FORMER SPURS STATISTICS

**KNIGHT, BILLY #25** 6-6 F Pittsburgh '74 6/9/52  
 How Obtained: From Kansas City for McNamara, 12/11/84  
 How Departed: Waived, 6/19/85  
 NBA (1 Year)

YEAR	GP	MIN	FGM-FGA	PCT	3-POINT FGM-FGA	PCT	FTM-FTA	PCT	REBS	AVG	AST	PF-DQ	STL	TO	BLK	PTS	AVG
84-85	52	611	125-285	.439	10-24	.417	51-57	.895	96	1.8	59	48-0	14	57	1	311	6.0
NBA PLAYOFFS (1 Year)																	
1985	5	45	8-15	.533	0-4	.000	0-0	.000	6	1.2	3	2-0	2	2	0	16	3.2

**KNIGHT, NEGELE #32** 6-1 G Dayton '90 3/6/67  
 How Obtained: From Phoenix for a second round pick in '94, 11/8/93  
 How Departed: Unsigned free agent, 7/1/94  
 NBA (1 Year)

YEAR	GP	MIN	FGM-FGA	PCT	3-POINT FGM-FGA	PCT	FTM-FTA	PCT	REBS	AVG	AST	PF-DQ	STL	TO	BLK	PTS	AVG
93-94	65	1438	225-475	.474	4-21	.190	141-174	.810	103	1.6	197	121-0	34	94	11	595	9.2
NBA PLAYOFFS (1 Year)																	
1994	4	108	13-41	.317	0-3	.000	11-12	.917	6	1.5	12	9-0	3	7	0	37	9.3

**KRYSTKOWIAK, LARRY #42** 6-10 F Montana '86 9/23/64  
 How Obtained: From Portland, with M. Thompson, for S. Johnson, 6/19/86  
 How Departed: Traded to Milwaukee for C. Davis and a second round pick in '89, 11/18/87  
 NBA (1 Year)

YEAR	GP	MIN	FGM-FGA	PCT	3-POINT FGM-FGA	PCT	FTM-FTA	PCT	REBS	AVG	AST	PF-DQ	STL	TO	BLK	PTS	AVG
86-87	68	1004	170-373	.456	1-12	.083	110-148	.743	239	3.5	85	141-1	22	67	12	451	6.6

**LAMBERT, JOHN #24** 6-10 F USC '75 1/14/53  
 How Obtained: From Kansas City for a third round pick in '84 and cash, 2/16/82  
 How Departed: Waived, 8/82  
 NBA (1 Year)

YEAR	GP	MIN	FGM-FGA	PCT	3-POINT FGM-FGA	PCT	FTM-FTA	PCT	REBS	AVG	AST	PF-DQ	STL	TO	BLK	PTS	AVG
81-82	21	271	26-58	.448	0-1	.000	13-14	.929	51	2.4	13	43-0	6	10	6	65	3.1
NBA PLAYOFFS (1 Year)																	
1982	2	3	0-1	.000	0-1	.000	0-0	.000	1	0.5	1	0-0	0	0	0	0	0.0

**LAMP, JEFF #3** 6-5 G Virginia '81 3/9/59  
 How Obtained: Signed 10-day contract, 2/10/86; Signed for season, 2/11/86  
 How Departed: Unsigned free agent, 7/86  
 NBA (1 Year)

YEAR	GP	MIN	FGM-FGA	PCT	3-POINT FGM-FGA	PCT	FTM-FTA	PCT	REBS	AVG	AST	PF-DQ	STL	TO	BLK	PTS	AVG
85-86	30	620	136-271	.502	4-17	.235	56-69	.812	79	2.6	53	67-0	19	38	1	332	11.1
NBA PLAYOFFS (1 Year)																	
1986	3	45	7-18	.389	1-3	.333	0-0	.000	1	0.3	7	6-0	1	4	0	15	5.0

**LANGFORD, KEITH #25** 6-4 G Kansas '07 8/15/83  
 How Obtained: Signed as free agent, 12/28/07  
 How Departed: Waived, 1/7/08  
 NBA (1 Year)

YEAR	GP	MIN	FGM-FGA	PCT	3-POINT FGM-FGA	PCT	FTM-FTA	PCT	REBS	AVG	AST	PF-DQ	STL	TO	BLK	PTS	AVG
07-08	2	10	14	.250	0-0	.000	0-0	.000	2	1.0	0	0-0	0	0	0	2	1.0

**LAYTON, DENNIS "MO" #1** 6-1 G USC '71 12/24/48  
 How Obtained: Signed as free agent, 11/23/77  
 How Departed: Waived, 10/2/78  
 NBA (1 Year)

YEAR	GP	MIN	FGM-FGA	PCT	3-POINT FGM-FGA	PCT	FTM-FTA	PCT	REBS	AVG	AST	PF-DQ	STL	TO	BLK	PTS	AVG
77-78	41	498	85-168	.506	-	-	12-13	.923	32	0.8	108	51-0	21	59	4	182	4.4

**LEBO, JEFF #12** 6-2 G North Carolina '88 10/5/66  
 How Obtained: Signed as free agent, 9/29/89  
 How Departed: Waived, 11/22/89  
 NBA (1 Year)

YEAR	GP	MIN	FGM-FGA	PCT	3-POINT FGM-FGA	PCT	FTM-FTA	PCT	REBS	AVG	AST	PF-DQ	STL	TO	BLK	PTS	AVG
89-90	4	32	2-7	.286	0-0	.000	2-2	1.000	4	1.0	3	7-0	2	1	0	6	1.5

**LETT, CLIFFORD #11** 6-3 G Florida '89 12/23/65  
 How Obtained: Signed 10-day contract, 2/5/91; Signed 10-day contract, 2/15/91  
 How Departed: Waived, 2/25/91  
 NBA (1 Year)

YEAR	GP	MIN	FGM-FGA	PCT	3-POINT FGM-FGA	PCT	FTM-FTA	PCT	REBS	AVG	AST	PF-DQ	STL	TO	BLK	PTS	AVG
90-91	7	99	14-29	.483	0-1	.000	9-9	1.000	7	1.0	7	9-0	2	8	1	34	4.9

**LINGENFELTER, STEVE #25** 6-9 F South Dakota St. '82 6/10/58  
 How Obtained: Signed to a 10-day contract, 2/25/84  
 How Departed: Waived, 3/5/84  
 NBA (1 Year)

YEAR	GP	MIN	FGM-FGA	PCT	3-POINT FGM-FGA	PCT	FTM-FTA	PCT	REBS	AVG	AST	PF-DQ	STL	TO	BLK	PTS	AVG
83-84	3	14	1-1	1.000	0-0	.000	0-2	.000	4	1.3	1	6-0	0	1	0	2	0.7

**LOCKHART, DARRELL #32** 6-9 F Auburn '83 9/14/60  
 How Obtained: Second round pick, 1983 Draft, 35th overall  
 How Departed: Waived, 11/4/83  
 NBA (1 Year)

YEAR	GP	MIN	FGM-FGA	PCT	3-POINT FGM-FGA	PCT	FTM-FTA	PCT	REBS	AVG	AST	PF-DQ	STL	TO	BLK	PTS	AVG
83-84	2	14	2-2	1.000	0-0	.000	0-0	.000	3	1.5	0	5-0	0	2	0	4	2.0

# FORMER SPURS STATISTICS

LOHAUS, BRAD #54															6-11 F Iowa '87				9/29/64	
How Obtained: (1) Signed as free agent, 9/29/95 (2) Signed as free agent, 4/1/98																				
How Departed: (1) Traded to New York, with Reid and a first round pick, for C. Smith and M. Williams, 2/8/96 (2) Unsigned free agent, 7/1/98																				
NBA (2 Years)																				
YEAR	GP	MIN	FGM-FGA	PCT	3-POINT FGM-FGA	PCT	FTM-FTA	PCT	REBS	AVG	AST	PF-DQ	STL	TO	BLK	PTS	AVG			
95-96	32	273	39-96	.406	27-65	.415	2-3	.667	33	1.0	17	34-0	2	9	7	107	3.3			
97-98	9	102	7-21	.333	4-14	.286	1-3	.333	12	1.3	5	10-0	1	3	2	19	2.1			
<b>TOT</b>	<b>41</b>	<b>375</b>	<b>46-117</b>	<b>.393</b>	<b>31-79</b>	<b>.392</b>	<b>3-6</b>	<b>.500</b>	<b>45</b>	<b>1.1</b>	<b>22</b>	<b>44-0</b>	<b>3</b>	<b>12</b>	<b>9</b>	<b>126</b>	<b>3.1</b>			
NBA PLAYOFFS (1 Year)																				
1998	4	10	0-1	.000	0-0	.000	0-0	.000	2	0.5	1	0-0	1	0	0	0	0.0			

LOVE, STAN #34															6-9 F Oregon '71				4/9/49	
How Obtained: Signed as free agent, 2/16/75																				
How Departed: Unsigned free agent, 7/1/75																				
ABA (1 Year)																				
YEAR	GP	MIN	FGM-FGA	PCT	3-POINT FGM-FGA	PCT	FTM-FTA	PCT	REBS	AVG	AST	PF-DQ	STL	TO	BLK	PTS	AVG			
74-75	12	64	13-30	.433	0-0	.000	3-4	.750	24	2.0	9	16-0	0	6	4	29	2.4			

LUCAS, JOHN #15															6-3 G Maryland '76				10/31/53	
How Obtained: Signed as free agent, 12/4/83																				
How Departed: Traded to Houston, with an '85 third round pick, for J. Bailey, an '85 second round pick and cash, 10/4/84																				
NBA (1 Year)																				
YEAR	GP	MIN	FGM-FGA	PCT	3-POINT FGM-FGA	PCT	FTM-FTA	PCT	REBS	AVG	AST	PF-DQ	STL	TO	BLK	PTS	AVG			
83-84	63	1807	275-595	.462	19-69	.275	120-157	.764	180	2.9	673	123-1	92	147	5	689	10.9			

MACK, SAM #5															6-7 F Houston '92				5/26/70	
How Obtained: Signed as free agent, 9/25/92																				
How Departed: Waived, 10/21/93																				
NBA (1 Year)																				
YEAR	GP	MIN	FGM-FGA	PCT	3-POINT FGM-FGA	PCT	FTM-FTA	PCT	REBS	AVG	AST	PF-DQ	STL	TO	BLK	PTS	AVG			
92-93	40	267	47-118	.398	3-22	.136	45-58	.776	48	1.2	15	44-0	14	22	5	142	3.6			

MAHINMI, IAN #28															6-11 C France				11/5/80	
How Obtained: First round pick, 2005 Draft, 28th overall																				
How Departed: Unsigned free agent, 7/10																				
NBA (2 Years)																				
YEAR	GP	MIN	FGM-FGA	PCT	3-POINT FGM-FGA	PCT	FTM-FTA	PCT	REBS	AVG	AST	PF-DQ	STL	TO	BLK	PTS	AVG			
07-08	6	22	6-12	.500	0-0	.000	9-9	1.000	5	0.8	1	4-0	0	2	4	21	3.5			
09-10	26	165	35-55	.636	0-0	.000	31-47	.660	52	2.0	2	32-1	3	15	8	101	3.9			
<b>TOT</b>	<b>32</b>	<b>187</b>	<b>41-67</b>	<b>.612</b>	<b>0-0</b>	<b>.000</b>	<b>40-56</b>	<b>.714</b>	<b>57</b>	<b>1.8</b>	<b>3</b>	<b>36-1</b>	<b>3</b>	<b>17</b>	<b>12</b>	<b>122</b>	<b>3.8</b>			

MALONE, MOSES #2															6-10 C Petersburg H.S. (V.A.)				5/23/55	
How Obtained: Signed as free agent, 8/25/94																				
How Departed: Unsigned free agent, 7/1/95																				
NBA (1 Year)																				
YEAR	GP	MIN	FGM-FGA	PCT	3-POINT FGM-FGA	PCT	FTM-FTA	PCT	REBS	AVG	AST	PF-DQ	STL	TO	BLK	PTS	AVG			
94-95	17	149	13-35	.371	1-2	.500	22-32	.688	46	2.7	6	15-0	2	11	3	49	2.9			

MARJANOVIC, BOBAN #40															7-3 C Serbia				8/15/88	
How Obtained: Signed as free agent, 7/17/15																				
How Departed: Unsigned free agent, 7/16																				
NBA (1 Year)																				
YEAR	GP	MIN	FGM-FGA	PCT	3-POINT FGM-FGA	PCT	FTM-FTA	PCT	REBS	AVG	AST	PF-DQ	STL	TO	BLK	PTS	AVG			
15-16	54	508	105-174	.603	0-0	---	87-114	.763	194	3.6	21	54-0	12	29	23	297	5.5			
NBA PLAYOFFS (1 Year)																				
15-16	7	42	8-12	.667	0-0	---	8-9	.889	14	2.0	3	10-0	0	3	2	24	3.4			

MARKS, SEAN #40															7-0 C California '98				8/23/75		
How Obtained: Signed as free agent, 9/29/03																					
How Departed: Unsigned free agent, 7/06																					
NBA (3 Years)																					
YEAR	GP	MIN	FGM-FGA	PCT	3-POINT FGM-FGA	PCT	FTM-FTA	PCT	REBS	AVG	AST	PF-DQ	STL	TO	BLK	PTS	AVG				
03-04	Did Not Appear In Any Games																				
04-05	23	244	27-80	.338	0-3	.000	22-28	.786	56	2.4	8	29-0	3	14	11	76	3.3				
05-06	25	181	37-71	.521	0-3	.000	7-12	.583	43	1.7	7	21-1	5	7	7	81	3.2				
<b>TOT</b>	<b>48</b>	<b>425</b>	<b>64-151</b>	<b>.424</b>	<b>0-6</b>	<b>.000</b>	<b>29-40</b>	<b>.725</b>	<b>99</b>	<b>2.1</b>	<b>15</b>	<b>50-1</b>	<b>8</b>	<b>21</b>	<b>18</b>	<b>157</b>	<b>3.3</b>				

MARTIN, KEVIN #23															6-7 G Western Carolina '04				2/1/83	
How Obtained: Signed as free agent, 3/9/16																				
How Departed: Unsigned free agent, 7/16																				
NBA (1 Year)																				
YEAR	GP	MIN	FGM-FGA	PCT	3-POINT FGM-FGA	PCT	FTM-FTA	PCT	REBS	AVG	AST	PF-DQ	STL	TO	BLK	PTS	AVG			
15-16	16	261	30-85	.353	11-33	.333	28-30	.933	29	1.8	12	15-0	9	13	2	99	6.2			
NBA PLAYOFFS (1 Year)																				
15-16	5	49	8-20	.400	4-8	.500	2-3	.667	4	0.8	3	5-0	1	6	0	22	4.4			

MASON JR., ROGER #8															6-5 G Virginia '02				9/10/80	
How Obtained: Signed as free agent, 7/11/08																				
How Departed: Unsigned free agent, 8/10																				
NBA (2 Years)																				
YEAR	GP	MIN	FGM-FGA	PCT	3-POINT FGM-FGA	PCT	FTM-FTA	PCT	REBS	AVG	AST	PF-DQ	STL	TO	BLK	PTS	AVG			
08-09	82	2496	349-822	.425	166-394	.421	105-118	.890	251	3.1	173	160-0	40	100	12	969	11.8			
09-10	79	1515	193-496	.389	88-264	.333	88-264	.333	162	2.1	137	99-0	30	59	14	501	6.3			
<b>TOT</b>	<b>161</b>	<b>4011</b>	<b>542-1318</b>	<b>.411</b>	<b>254-658</b>	<b>.386</b>	<b>132-152</b>	<b>.868</b>	<b>413</b>	<b>2.6</b>	<b>310</b>	<b>259-0</b>	<b>70</b>	<b>159</b>	<b>26</b>	<b>1470</b>	<b>9.1</b>			
NBA PLAYOFFS (2 Years)																				
08-09	5	108	12-32	.375	7-19	.368	2-3	.667	8	1.6	9	10-0	1	4	0	33	6.6			
09-10	6	60	1-12	.083	1-7	.143	0-0	.000	4	0.7	2	12-0	1	2	0	3	0.5			
<b>TOT</b>	<b>11</b>	<b>168</b>	<b>13-44</b>	<b>.295</b>	<b>8-26</b>	<b>.308</b>	<b>2-3</b>	<b>.667</b>	<b>12</b>	<b>1.1</b>	<b>11</b>	<b>22-0</b>	<b>2</b>	<b>6</b>	<b>0</b>	<b>36</b>	<b>3.3</b>			

# FORMER SPURS STATISTICS

## MASSENBURG, TONY #34

6-9 F Maryland '90

7/31/67

How Obtained: (1) Second round pick, 1990 Draft, 43rd overall. (2) Signed as free agent, 8/4/04

How Departed: (1) Waived, 12/2/91. (2) Unsigned free agent, 8/05

NBA (3 Years)		3-POINT															
YEAR	GP	MIN	FGM-FGA	PCT	FGM-FGA	PCT	FTM-FTA	PCT	REBS	AVG	AST	PF-DQ	STL	TO	BLK	PTS	AVG
90-91	35	161	27-60	.450	0-0	.000	28-45	.622	58	1.7	4	26-0	4	13	9	82	2.3
91-92	1	9	1-5	.200	0-0	.000	0-0	.000	0	0.0	0	0	0	0	0	2	2.0
04-05	61	699	74-182	.407	0-0	.000	48-63	.762	163	2.7	14	122-1	18	40	20	196	3.2
<b>TOT</b>	<b>97</b>	<b>869</b>	<b>102-247</b>	<b>.413</b>	<b>0-0</b>	<b>.000</b>	<b>76-108</b>	<b>.704</b>	<b>221</b>	<b>2.3</b>	<b>18</b>	<b>150-1</b>	<b>22</b>	<b>53</b>	<b>29</b>	<b>280</b>	<b>2.9</b>
NBA PLAYOFFS (2 Years)		3-POINT															
YEAR	GP	MIN	FGM-FGA	PCT	FGM-FGA	PCT	FTM-FTA	PCT	REBS	AVG	AST	PF-DQ	STL	TO	BLK	PTS	AVG
1991	1	1	0-0	.000	0-0	.000	0-0	.000	0	0.0	0	0-0	0	0	0	0	0.0
2005	9	28	1-6	.167	0-0	.000	1-2	.500	11	1.2	0	2-0	0	0	0	3	0.3
<b>TOT</b>	<b>10</b>	<b>29</b>	<b>1-6</b>	<b>.167</b>	<b>0-0</b>	<b>.000</b>	<b>1-2</b>	<b>.500</b>	<b>11</b>	<b>1.1</b>	<b>0</b>	<b>2-0</b>	<b>0</b>	<b>0</b>	<b>0</b>	<b>3</b>	<b>0.3</b>

## MATTHEWS, WES #1

6-1 G Wisconsin '80

8/24/59

How Obtained: Signed as free agent, 10/15/85

How Departed: Waived, 10/8/86

NBA (1 Year)		3-POINT															
YEAR	GP	MIN	FGM-FGA	PCT	FGM-FGA	PCT	FTM-FTA	PCT	REBS	AVG	AST	PF-DQ	STL	TO	BLK	PTS	AVG
85-86	75	1853	320-603	.531	4-25	.160	173-211	.820	131	1.7	476	168-1	87	232	32	817	10.9
NBA PLAYOFFS (1 Year)		3-POINT															
YEAR	GP	MIN	FGM-FGA	PCT	FGM-FGA	PCT	FTM-FTA	PCT	REBS	AVG	AST	PF-DQ	STL	TO	BLK	PTS	AVG
1986	3	116	35-54	.648	0-1	.000	6-8	.750	7	2.3	24	7-0	6	11	0	76	25.3

## MAXWELL, VERNON #11

6-4 G Florida '88

9/12/65

How Obtained: (1) From Denver for a second round pick in '89, 6/28/88 (2) Signed as free agent, 8/29/96

How Departed: (1) Traded to Houston for cash, 2/21/90 (2) Unsigned free agent, 7/1/97

NBA (3 Years)		3-POINT															
YEAR	GP	MIN	FGM-FGA	PCT	FGM-FGA	PCT	FTM-FTA	PCT	REBS	AVG	AST	PF-DQ	STL	TO	BLK	PTS	AVG
88-89	79	2065	357-827	.432	32-129	.248	181-243	.745	202	2.6	301	136-0	86	178	8	927	11.7
89-90	49	1118	133-306	.435	15-52	.288	59-95	.621	141	2.9	146	79-0	42	71	5	340	6.9
96-97	72	2068	340-906	.375	115-372	.309	134-180	.744	159	2.2	153	168-1	87	121	19	929	12.9
<b>TOT</b>	<b>200</b>	<b>5251</b>	<b>830-2039</b>	<b>.407</b>	<b>162-553</b>	<b>.293</b>	<b>374-518</b>	<b>.722</b>	<b>502</b>	<b>2.5</b>	<b>600</b>	<b>383-1</b>	<b>215</b>	<b>370</b>	<b>32</b>	<b>2196</b>	<b>11.0</b>

## McCASKILL, RMAL #15

6-11 C Marquette '86

10/20/71

How Obtained: Signed as free agent, 8/4/01

How Departed: Traded to Portland, with Daniels and C. Smith, for Kerr, Barkley and a second round pick in '03, 8/5/02

NBA (1 Year)		3-POINT															
YEAR	GP	MIN	FGM-FGA	PCT	FGM-FGA	PCT	FTM-FTA	PCT	REBS	AVG	AST	PF-DQ	STL	TO	BLK	PTS	AVG
01-02	27	153	20-49	.408	0-0	.000	12-26	.462	36	1.3	4	23-0	6	14	10	52	1.9

## McCALLUM, RAY #3

6-3 G Detroit Mercy '13

6/12/91

How Obtained: From Sacramento in exchange for a 2016 second round draft pick, 7/9/15

How Departed: Waived, 2/29/16

NBA (1 Year)		3-POINT															
YEAR	GP	MIN	FGM-FGA	PCT	FGM-FGA	PCT	FTM-FTA	PCT	REBS	AVG	AST	PF-DQ	STL	TO	BLK	PTS	AVG
15-16	31	256	27-67	.403	5-16	.313	9-10	.900	31	1.0	33	14-0	5	13	4	68	2.2

## McDYESS, ANTONIO #34

6-9 F/C Alabama '95

9/7/1974

NBA (2 Years)

NBA (2 Years)		3-POINT															
YEAR	GP	MIN	FGM-FGA	PCT	FGM-FGA	PCT	FTM-FTA	PCT	REBS	AVG	AST	PF-DQ	STL	TO	BLK	PTS	AVG
09-10	77	1617	205-428	.479	0-2	0.000	36-57	.632	455	5.9	83	147-0	43	79	32	446	5.8
10-11	73	1386	169-344	.491	0-1	0.000	52-77	.675	396	5.4	84	163-1	36	73	39	390	5.3
<b>TOT</b>	<b>150</b>	<b>3003</b>	<b>374-772</b>	<b>.484</b>	<b>0-3</b>	<b>0.000</b>	<b>88-134</b>	<b>.657</b>	<b>851</b>	<b>5.7</b>	<b>167</b>	<b>310-1</b>	<b>79</b>	<b>152</b>	<b>71</b>	<b>836</b>	<b>5.6</b>
NBA PLAYOFFS (2 Years)		3-POINT															
YEAR	GP	MIN	FGM-FGA	PCT	FGM-FGA	PCT	FTM-FTA	PCT	REBS	AVG	AST	PF-DQ	STL	TO	BLK	PTS	AVG
09-10	10	247	33-62	.532	0-0	0.000	2-2	1.000	68	6.8	12	27-0	2	9	7	68	6.8
10-11	6	145	15-36	.417	0-0	0.000	4-7	.571	30	5.0	8	21-0	2	7	5	34	5.7
<b>TOT</b>	<b>16</b>	<b>392</b>	<b>48-98</b>	<b>.490</b>	<b>0-0</b>	<b>0.000</b>	<b>6-9</b>	<b>.667</b>	<b>98</b>	<b>6.1</b>	<b>20</b>	<b>48-0</b>	<b>4</b>	<b>16</b>	<b>12</b>	<b>102</b>	<b>6.4</b>

## McGRADY, TRACY #1

6-8 G Mt. Zion Christian Aca. '96

5/24/79

How Obtained: Signed as free agent, 4/16/13

NBA PLAYOFFS (1 Year)

NBA PLAYOFFS (1 Year)		3-POINT															
YEAR	GP	MIN	FGM-FGA	PCT	FGM-FGA	PCT	FTM-FTA	PCT	REBS	AVG	AST	PF-DQ	STL	TO	BLK	PTS	AVG
12-13	6	32	0-7	.000	0-3	.000	0-0	.000	8	1.3	7	0-2-0	2	2	3	0	0.0

## McKENZIE, FORREST #7

6-7 F Loyola Marymount '86

2/16/63

How Obtained: (1) Third round pick, 1986 Draft, 48th overall; (2) Signed as free agent, 11/22/86

How Departed: (1) Waived, 10/8/86; (2) Waived, 12/15/86

NBA (1 Year)		3-POINT															
YEAR	GP	MIN	FGM-FGA	PCT	FGM-FGA	PCT	FTM-FTA	PCT	REBS	AVG	AST	PF-DQ	STL	TO	BLK	PTS	AVG
86-87	6	42	7-28	.250	1-2	.500	2-2	1.000	7	1.2	1	9-0	1	3	0	17	2.8

## McNAMARA, MARK #3

6-1 C California '82

6/8/59

How Obtained: (1) From Philadelphia for a second round pick in '86, 11/4/83 (2) From the L.A. Lakers for exchange of second round picks in either '91, '92, '93 or '94, 9/25/90

How Departed: (1) Traded to Kansas City for Knight, 12/11/84 (2) Traded to Orlando for Green and a first round pick in '91, 10/30/90

NBA (2 Years)		3-POINT															
YEAR	GP	MIN	FGM-FGA	PCT	FGM-FGA	PCT	FTM-FTA	PCT	REBS	AVG	AST	PF-DQ	STL	TO	BLK	PTS	AVG
83-84	70	1037	157-253	.621	0-0	.000	74-157	.471	317	4.5	31	138-2	14	89	12	388	5.5
84-85	12	63	12-18	.667	0-0	.000	9-18	.500	17	1.4	0	5-0	2	6	1	33	2.8
<b>TOT</b>	<b>82</b>	<b>1100</b>	<b>169-271</b>	<b>.624</b>	<b>0-0</b>	<b>.000</b>	<b>83-175</b>	<b>.474</b>	<b>334</b>	<b>4.1</b>	<b>31</b>	<b>143-2</b>	<b>16</b>	<b>95</b>	<b>13</b>	<b>421</b>	<b>5.1</b>

## MENSAH-BONSU, POBS #54

6-10 F George Washington '06

9/7/83

How Obtained: Signed 10-day contract, 2/25/09

# FORMER SPURS STATISTICS

NBA (1 Year)																	
YEAR	GP	MIN	FGM-FGA	PCT	3-POINT FGM-FGA	PCT	FTM-FTA	PCT	REBS	AVG	AST	PF-DQ	STL	TO	BLK	PTS	AVG

MERCER, RON #33 6-7 G Kentucky '99 5/18/76

How Obtained: From Indiana as part of a three-team deal (Spurs, Pacers and Kings), 7/24/03

How Departed: Waived, 2/27/04

NBA (1 Year)																	
YEAR	GP	MIN	FGM-FGA	PCT	3-POINT FGM-FGA	PCT	FTM-FTA	PCT	REBS	AVG	AST	PF-DQ	STL	TO	BLK	PTS	AVG
03-04	39	516	90-211	.427	2-7	.286	13-17	.765	49	1.3	22	37-0	14	26	5	195	5.0

MILLER, ANDRE #24 6-3 G Utah '99 3/19/76

How Obtained: Signed as free agent, 2/29/16

How Departed: Unsigned free agent, 7/16

NBA (1 Year)																	
YEAR	GP	MIN	FGM-FGA	PCT	3-POINT FGM-FGA	PCT	FTM-FTA	PCT	REBS	AVG	AST	PF-DQ	STL	TO	BLK	PTS	AVG

15-16	13	181	23-48	.479	1-4	.250	9-13	.692	27	2.1	29	14-0	7	12	0	56	4.3
NBA PLAYOFFS (1 Year)																	
15-16	5	35	3-7	.429	1-3	.333	2-2	1.000	5	1.0	7	4-0	0	0	0	9	1.8

MILLER, ROBERT #41 6-10 C Cincinnati '78 7/9/56

How Obtained: Signed 10-day contract, 1/2/84

How Departed: Waived, 1/11/84

NBA (1 Year)																	
YEAR	GP	MIN	FGM-FGA	PCT	3-POINT FGM-FGA	PCT	FTM-FTA	PCT	REBS	AVG	AST	PF-DQ	STL	TO	BLK	PTS	AVG

83-84	2	8	2-3	.667	0-0	.000	0-0	.000	5	2.5	1	5-0	0	0	1	4	2.0
-------	---	---	-----	------	-----	------	-----	------	---	-----	---	-----	---	---	---	---	-----

MITCHELL, MIKE #34 6-7 F Auburn '78 1/1/56

How Obtained: (1) From Cleveland, with Phegley, for R. Johnson, Brewer and cash, 12/24/81; (2) Signed as free agent, 4/23/90

How Departed: (1) Unsigned free agent, 7/88; (2) Waived, 11/1/90

NBA (7 Years)																	
YEAR	GP	MIN	FGM-FGA	PCT	3-POINT FGM-FGA	PCT	FTM-FTA	PCT	REBS	AVG	AST	PF-DQ	STL	TO	BLK	PTS	AVG

81-82	57	2090	524-973	.539	0-7	.000	148-202	.733	449	7.9	43	200-4	33	98	28	1196	21.0
82-83	80	2803	686-1342	.511	0-3	.000	219-289	.758	537	6.7	98	248-6	57	126	52	1591	19.9
83-84	79	2853	779-1597	.488	6-14	.429	275-353	.779	570	7.2	93	251-6	62	141	73	1839	23.3
84-85	82	2853	775-1558	.497	5-23	.217	269-346	.777	417	6.1	151	219-1	61	144	27	1824	22.2
85-86	82	2970	802-1697	.473	0-12	.000	317-392	.809	409	5.0	188	175-0	56	184	25	1921	23.4
86-87	40	922	208-478	.435	1-2	.500	92-112	.821	103	2.6	38	68-0	19	51	9	509	12.7
87-88	68	1501	378-784	.482	3-12	.250	160-194	.825	198	2.9	68	101-0	31	52	13	919	13.5
<b>TOT</b>	<b>488</b>	<b>15992</b>	<b>4152-8429</b>	<b>.493</b>	<b>15-73</b>	<b>.205</b>	<b>1480-1888</b>	<b>.784</b>	<b>2683</b>	<b>5.5</b>	<b>679</b>	<b>1262-17</b>	<b>319</b>	<b>796</b>	<b>227</b>	<b>9799</b>	<b>20.1</b>

NBA PLAYOFFS (6 Years)

1982	9	365	90-169	.533	0-0	.000	43-57	.754	73	8.1	7	22-0	5	24	1	223	24.8
1983	11	422	102-200	.501	1-2	.500	25-33	.758	105	9.5	12	34-0	7	25	19	230	20.9
1985	5	180	44-78	.564	0-1	.000	21-24	.875	19	3.8	12	19-1	3	9	4	109	21.7
1986	3	107	21-52	.404	0-0	.000	5-10	.500	9	3.0	10	8-1	3	10	3	47	15.8
1988	3	74	13-37	.351	0-0	.000	5-6	.833	15	5.0	4	5-0	1	5	1	31	10.3
1990	4	15	3-8	.375	0-0	.000	0-0	.000	3	0.8	2	2-0	0	2	0	6	1.5
<b>TOT</b>	<b>35</b>	<b>1163</b>	<b>273-544</b>	<b>.502</b>	<b>1-3</b>	<b>.333</b>	<b>99-130</b>	<b>.762</b>	<b>224</b>	<b>6.4</b>	<b>47</b>	<b>90-2</b>	<b>19</b>	<b>75</b>	<b>28</b>	<b>646</b>	<b>18.5</b>

MITCHELL, TODD #32 6-7 F Purdue '88 7/26/66

How Obtained: Signed 10-day contract, 2/28/89

How Departed: Waived, 3/7/89

NBA (1 Year)																	
YEAR	GP	MIN	FGM-FGA	PCT	3-POINT FGM-FGA	PCT	FTM-FTA	PCT	REBS	AVG	AST	PF-DQ	STL	TO	BLK	PTS	AVG

88-89	2	33	2-9	.222	0-0	.000	1-4	.250	3	1.5	1	2-0	1	4	0	5	2.5
-------	---	----	-----	------	-----	------	-----	------	---	-----	---	-----	---	---	---	---	-----

MOHAMMED, NAZR #2 6-10 C Kentucky '98 9/5/77

How Obtained: From New York, along with Brewer, for Rose and two first round picks, 2/24/05

How Departed: Unsigned free agent, 7/06

NBA (2 Years)																	
YEAR	GP	MIN	FGM-FGA	PCT	3-POINT FGM-FGA	PCT	FTM-FTA	PCT	REBS	AVG	AST	PF-DQ	STL	TO	BLK	PTS	AVG

04-05	23	414	55-142	.387	0-0	.000	32-56	.571	147	6.4	8	64-1	5	27	33	142	6.2
05-06	80	1389	190-377	.504	0-0	.000	113-144	.785	418	5.2	40	220-2	21	91	49	493	6.2
<b>TOT</b>	<b>103</b>	<b>1803</b>	<b>245-519</b>	<b>.472</b>	<b>0-0</b>	<b>.000</b>	<b>145-200</b>	<b>.725</b>	<b>565</b>	<b>5.5</b>	<b>48</b>	<b>284-3</b>	<b>26</b>	<b>118</b>	<b>82</b>	<b>635</b>	<b>6.2</b>
NBA PLAYOFFS (2 Years)																	
2005	23	528	66-125	.528	1-1	.100	30-47	.638	154	6.7	8	65-0	14	24	23	163	7.1
2006	8	94	11-15	.733	1-1	.100	13-18	.722	31	3.9	1	17-0	3	8	6	36	4.5
<b>TOT</b>	<b>31</b>	<b>622</b>	<b>77-140</b>	<b>.550</b>	<b>2-2</b>	<b>.100</b>	<b>43-65</b>	<b>.662</b>	<b>185</b>	<b>6.0</b>	<b>9</b>	<b>82-0</b>	<b>17</b>	<b>32</b>	<b>29</b>	<b>199</b>	<b>6.4</b>

MOORE, JOHNNY #00 6-3 G Texas '79 3/31/58

How Obtained: (1) From Seattle for cash, 6/26/79; (2) Signed as free agent, 6/18/80; (3) Signed as free agent, 11/22/89

How Departed: (1) Waived, 10/12/79; (2) Waived, 11/19/87; (3) Waived, 8/23/90

NBA (9 Years)																	
YEAR	GP	MIN	FGM-FGA	PCT	3-POINT FGM-FGA	PCT	FTM-FTA	PCT	REBS	AVG	AST	PF-DQ	STL	TO	BLK	PTS	AVG

80-81	82	1578	249-520	.479	1-19	.053	105-172	.610	196	2.4	373	178-0	120	154	22	604	7.4
81-82	79	2294	309-667	.463	1-21	.048	122-182	.670	275	3.5	762	254-6	163	175	12	741	9.4
82-83	77	2552	394-841	.468	5-22	.227	148-199	.744	277	3.6	753	247-2	194	226	32	941	12.2
83-84	59	1650	231-518	.446	28-87	.322	105-139	.755	178	3.0	566	168-2	123	143	20	595	10.1
84-85	82	2689	416-910	.457	25-89	.281	189-248	.762	378	4.6	816	247-3	229	236	18	1046	12.8
85-86	28	856	150-303	.495	4-22	.182	59-86	.686	86	3.1	252	78-0	70	81	6	363	13.0
86-87	55	1234	198-448	.442	22-79	.278	56-70	.800	100	1.8	250	97-0	83	102	3	474	8.6
87-88	4	51	4-9	.444	0-1	.000	0-0	.000	4	1.0	11	1-0	3	4	0	8	2.0
89-90	53	516	47-126	.373	8-34	.235	16-27	.593	52	1.0	82	55-0	32	39	3	118	2.2
<b>TOT</b>	<b>519</b>	<b>13420</b>	<b>1998-4342</b>	<b>.460</b>	<b>94-374</b>	<b>.251</b>	<b>800-1123</b>	<b>.712</b>	<b>1546</b>	<b>3.0</b>	<b>3865</b>	<b>1325-13</b>	<b>1017</b>	<b>1160</b>	<b>116</b>	<b>4890</b>	<b>9.4</b>
NBA PLAYOFFS (5 Years)																	
1981	7	124	18-37	.486	0-3	.000	6-8	.750	13	1.9	22	14-0	10	8	1	42	6.0

# FORMER SPURS STATISTICS

1982	9	292	39-82	.476	0-3	.000	16-27	.593	31	3.4	93	38-0	15	15	6	94	10.4
1983	11	414	105-197	.533	9-17	.529	28-35	.800	47	4.3	161	41-0	28	38	3	247	22.5
1985	5	168	25-54	.463	1-3	.333	15-23	.652	30	6.0	42	17-0	10	16	2	66	13.2
1990	9	86	6-24	.250	0-6	.000	4-8	.500	11	1.3	21	11-0	7	7	1	16	1.8
<b>TOT</b>	<b>41</b>	<b>1084</b>	<b>193-394</b>	<b>.490</b>	<b>10-32</b>	<b>.313</b>	<b>69-101</b>	<b>.683</b>	<b>132</b>	<b>3.2</b>	<b>339</b>	<b>121-0</b>	<b>70</b>	<b>84</b>	<b>13</b>	<b>465</b>	<b>11.3</b>

<b>MOSLEY, GLENN #34</b>																	
How Obtained: Signed as free agent, 12/78																	
How Departed: Waived, 10/79																	
NBA (1 Year)																	
<b>YEAR</b>	<b>GP</b>	<b>MIN</b>	<b>FGM-FGA</b>	<b>PCT</b>	<b>3-POINT FGM-FGA</b>	<b>PCT</b>	<b>FTM-FTA</b>	<b>PCT</b>	<b>REBS</b>	<b>AVG</b>	<b>AST</b>	<b>PF-DQ</b>	<b>STL</b>	<b>TO</b>	<b>BLK</b>	<b>PTS</b>	<b>AVG</b>
78-79	26	221	31-75	.413	—	—	23-38	.605	64	2.5	19	35-0	8	20	10	85	3.3
NBA PLAYOFFS (1 Year)																	
1979	3	6	2-3	.667	—	—	1-3	.333	1	0.3	1	0-0	0	0	1	5	1.7

<b>MYERS, PETE #9, #7</b>																	
How Obtained: (1) Signed as free agent, 1/29/88; (2) Signed as free agent, 12/10/90																	
How Departed: (1) Traded to Philadelphia for A. King, 8/24/88; (2) Waived, 12/24/90																	
NBA (2 Years)																	
<b>YEAR</b>	<b>GP</b>	<b>MIN</b>	<b>FGM-FGA</b>	<b>PCT</b>	<b>3-POINT FGM-FGA</b>	<b>PCT</b>	<b>FTM-FTA</b>	<b>PCT</b>	<b>REBS</b>	<b>AVG</b>	<b>AST</b>	<b>PF-DQ</b>	<b>STL</b>	<b>TO</b>	<b>BLK</b>	<b>PTS</b>	<b>AVG</b>
87-88	22	328	43-95	.453	0-4	.000	26-39	.667	37	1.7	48	30-0	17	33	6	112	5.1
90-91	8	103	10-23	.435	0-1	.000	9-11	.818	18	2.3	14	14-0	3	14	3	29	3.6
<b>TOT</b>	<b>30</b>	<b>431</b>	<b>53-118</b>	<b>.450</b>	<b>0-5</b>	<b>.000</b>	<b>35-50</b>	<b>.700</b>	<b>55</b>	<b>1.8</b>	<b>62</b>	<b>44-0</b>	<b>20</b>	<b>47</b>	<b>9</b>	<b>141</b>	<b>4.7</b>

<b>NATER, SWEN #31</b>																		
How Obtained: From Virginia for cash and a draft pick, 11/73																		
How Departed: Traded to New York Nets for Kenon and Gale, 6/3/75																		
ABA (2 Years)																		
<b>YEAR</b>	<b>GP</b>	<b>MIN</b>	<b>FGM-FGA</b>	<b>PCT</b>	<b>3-POINT FGM-FGA</b>	<b>PCT</b>	<b>FTM-FTA</b>	<b>PCT</b>	<b>REBS</b>	<b>AVG</b>	<b>AST</b>	<b>PF-DQ</b>	<b>STL</b>	<b>TO</b>	<b>BLK</b>	<b>PTS</b>	<b>AVG</b>	
73-74	62	2001	383-695	.552	0-1	.000	134-181	.740	844	13.6	112	177-0	26	—	—	900	14.5	
74-75	78	2713	495-914	.542	0-1	.000	185-246	.752	1279	16.4	97	240-0	43	185	87	1175	15.1	
<b>TOT</b>	<b>140</b>	<b>4714</b>	<b>878-1609</b>	<b>.546</b>	<b>0-2</b>	<b>.000</b>	<b>319-427</b>	<b>.747</b>	<b>2123</b>	<b>15.2</b>	<b>209</b>	<b>417-0</b>	<b>69</b>	<b>185</b>	<b>87</b>	<b>2075</b>	<b>14.8</b>	
ABA PLAYOFFS (2 Years)																		
1974	7	211	47-85	.553	0-0	.000	10-14	.724	82	11.7	15	21-0	4	—	—	5	104	14.9
1975	6	234	40-84	.476	0-0	.000	9-21	.429	99	16.5	6	18-0	1	16	6	89	14.8	
<b>TOT</b>	<b>13</b>	<b>445</b>	<b>87-169</b>	<b>.515</b>	<b>0-0</b>	<b>.000</b>	<b>19-35</b>	<b>.543</b>	<b>181</b>	<b>13.9</b>	<b>21</b>	<b>39-0</b>	<b>5</b>	<b>16</b>	<b>11</b>	<b>193</b>	<b>14.8</b>	
ABA ALL STAR GAMES (2 Years)																		
1974	1	28	13-24	.542	0-0	.000	3-4	.750	22	22.0	0	2-0	—	—	—	29	29.0	
1975	1	26	5-13	.385	0-0	.000	2-2	1.000	5	5.0	1	3-0	0	2	0	12	12.0	
<b>TOT</b>	<b>2</b>	<b>54</b>	<b>18-37</b>	<b>.486</b>	<b>0-0</b>	<b>.000</b>	<b>5-6</b>	<b>.833</b>	<b>27</b>	<b>13.5</b>	<b>1</b>	<b>5-0</b>	<b>0</b>	<b>2</b>	<b>0</b>	<b>41</b>	<b>20.5</b>	

<b>NATT, CALVIN #7</b>																	
How Obtained: From Denver, with Vincent, for Greenwood and Cook, 1/26/89																	
How Departed: Waived, 2/20/89																	
NBA (1 Year)																	
<b>YEAR</b>	<b>GP</b>	<b>MIN</b>	<b>FGM-FGA</b>	<b>PCT</b>	<b>3-POINT FGM-FGA</b>	<b>PCT</b>	<b>FTM-FTA</b>	<b>PCT</b>	<b>REBS</b>	<b>AVG</b>	<b>AST</b>	<b>PF-DQ</b>	<b>STL</b>	<b>TO</b>	<b>BLK</b>	<b>PTS</b>	<b>AVG</b>
88-89	10	185	25-66	.379	0-0	.000	35-48	.729	32	3.2	11	19-0	2	19	2	85	8.5

<b>NEAL, GARY #14</b>																	
How Obtained: Signed as free agent, 7/22/10																	
How Departed: Unsigned free agent, 7/13																	
NBA (3 Years)																	
<b>YEAR</b>	<b>GP</b>	<b>MIN</b>	<b>FGM-FGA</b>	<b>PCT</b>	<b>3-POINT FGM-FGA</b>	<b>PCT</b>	<b>FTM-FTA</b>	<b>PCT</b>	<b>REBS</b>	<b>AVG</b>	<b>AST</b>	<b>PF-DQ</b>	<b>STL</b>	<b>TO</b>	<b>BLK</b>	<b>PTS</b>	<b>AVG</b>
10-11	80	1685	285-632	.451	129-308	.419	84-104	.808	196	2.5	2.7	148-0	78	78	4	783	9.8
11-12	56	1206	212-486	.436	83-198	.419	50-64	.781	118	2.1	4.7	75-0	27	60	2	557	9.9
12-13	68	1484	246-597	.412	89-251	.355	64-74	.865	143	2.1	1.9	93-0	30	69	2	645	9.5
<b>TOT</b>	<b>204</b>	<b>4375</b>	<b>743-1715</b>	<b>.433</b>	<b>301-757</b>	<b>.398</b>	<b>198-242</b>	<b>.818</b>	<b>457</b>	<b>2.2</b>	<b>3.1</b>	<b>316-0</b>	<b>135</b>	<b>207</b>	<b>8</b>	<b>1985</b>	<b>9.7</b>
NBA PLAYOFFS (3 Years)																	
2011	6	111	17-46	.370	5-19	.263	7-7	1.000	18	3.0	5	11-0	1	2	1	46	7.7
2012	14	217	39-87	.476	16-36	.444	11-13	.846	18	1.3	19	21-0	2	11	0	105	7.5
2013	21	390	52-135	.385	23-66	.348	16-16	1.000	45	2.1	15	33-0	3	13	1	143	6.8
<b>TOT</b>	<b>41</b>	<b>718</b>	<b>108-263</b>	<b>.411</b>	<b>44-121</b>	<b>.364</b>	<b>34-36</b>	<b>.944</b>	<b>81</b>	<b>2.0</b>	<b>39</b>	<b>65-0</b>	<b>6</b>	<b>26</b>	<b>2</b>	<b>294</b>	<b>7.2</b>

<b>NEALY, EDDIE #32</b>																	
How Obtained: Signed as free agent, 7/15/86																	
How Departed: Unsigned free agent, 10/6/88																	
NBA (2 Years)																	
<b>YEAR</b>	<b>GP</b>	<b>MIN</b>	<b>FGM-FGA</b>	<b>PCT</b>	<b>3-POINT FGM-FGA</b>	<b>PCT</b>	<b>FTM-FTA</b>	<b>PCT</b>	<b>REBS</b>	<b>AVG</b>	<b>AST</b>	<b>PF-DQ</b>	<b>STL</b>	<b>TO</b>	<b>BLK</b>	<b>PTS</b>	<b>AVG</b>
86-87	60	980	84-192	.438	4-31	.129	51-69	.739	284	4.7	83	144-1	40	36	11	223	3.7
87-88	68	837	50-109	.459	1-2	.500	41-63	.651	222	3.3	49	94-0	29	27	5	142	2.1
<b>TOT</b>	<b>128</b>	<b>1817</b>	<b>134-301</b>	<b>.445</b>	<b>5-33</b>	<b>.152</b>	<b>92-132</b>	<b>.697</b>	<b>506</b>	<b>4.0</b>	<b>132</b>	<b>238-1</b>	<b>69</b>	<b>63</b>	<b>16</b>	<b>365</b>	<b>2.9</b>
NBA PLAYOFFS (1 Year)																	
1988	4	5	4-6	.667	0-0	.000	2-2	1.000	13	3.3	6	7-0	1	2	1	10	2.5

<b>NELSON, LOUIE #21</b>																	
How Obtained: Signed as free agent, 11/4/76																	
How Departed: Waived, 11/17/76																	
NBA (1 Year)																	
<b>YEAR</b>	<b>GP</b>	<b>MIN</b>	<b>FGM-FGA</b>	<b>PCT</b>	<b>3-POINT FGM-FGA</b>	<b>PCT</b>	<b>FTM-FTA</b>	<b>PCT</b>	<b>REBS</b>	<b>AVG</b>	<b>AST</b>	<b>PF-DQ</b>	<b>STL</b>	<b>TO</b>	<b>BLK</b>	<b>PTS</b>	<b>AVG</b>
76-77	4	57	7-14	.500	—	—	4-7	.571	7	1.8	3	9-0	2	—	0	18	4.5

<b>NESTEROVIC, RASHO #8</b>																	
How Obtained: Signed as free agent, 5/30/76																	

# FORMER SPURS STATISTICS

How Obtained: Signed as free agent, 7/16/03

How Departed: Traded to Toronto for Bonner, Williams and a 2009 second round pick, 6/21/06

NBA (3 Years)

YEAR	GP	MIN	FGM-FGA	PCT	3-POINT FGM-FGA	PCT	FTM-FTA	PCT	REBS	AVG	AST	PF-DQ	STL	TO	BLK	PTS	AVG
03-04	82	2353	328-700	.469	0-0	.000	54-114	.474	633	7.7	114	247-5	51	107	165	710	8.7
04-05	70	1785	198-430	.460	0-0	.000	14-30	.467	459	6.6	71	207-1	31	73	117	410	5.9
05-06	80	1515	172-334	.515	0-2	.000	18-30	.600	309	3.9	33	209-3	21	53	88	362	4.5
<b>TOT</b>	<b>232</b>	<b>5653</b>	<b>698-1464</b>	<b>.477</b>	<b>0-2</b>	<b>.000</b>	<b>86-174</b>	<b>.494</b>	<b>1401</b>	<b>6.0</b>	<b>218</b>	<b>663-9</b>	<b>103</b>	<b>233</b>	<b>370</b>	<b>1482</b>	<b>6.4</b>

NBA PLAYOFFS (3 Years)

2004	10	261	29-67	.433	0-1	.000	1-6	.167	55	5.5	10	38-0	3	8	11	59	5.9
2005	15	114	5-12	.417	0-0	.000	0-2	.000	26	1.7	2	16-0	1	4	5	10	0.7
2006	9	114	11-19	.579	1-1	1.000	2-2	1.000	30	3.3	1	17-0	2	2	5	25	2.8
<b>TOT</b>	<b>34</b>	<b>489</b>	<b>45-98</b>	<b>.459</b>	<b>1-2</b>	<b>.500</b>	<b>3-10</b>	<b>.300</b>	<b>111</b>	<b>3.3</b>	<b>13</b>	<b>71-0</b>	<b>6</b>	<b>14</b>	<b>21</b>	<b>94</b>	<b>2.8</b>

## NETOLICKY, BOB #24

6-9 C

Drake '67

5/28/51

How Obtained: Contract purchased by Dallas (from Indiana), 8/72

How Departed: Waived, 11/3/73

ABA (1 Year)

YEAR	GP	MIN	FGM-FGA	PCT	3-POINT FGM-FGA	PCT	FTM-FTA	PCT	REBS	AVG	AST	PF-DQ	STL	TO	BLK	PTS	AVG
73-74	19	488	100-195	.513	0-0	.000	29-46	.630	101	5.3	4	21-0	17	34	0	280	14.7

## NEVITT, CHUCK #52

7-5 C

NC State '82

6/13/59

How Obtained: (1) Signed as free agent, 9/27/88 (2) Signed as free agent, 9/27/93

How Departed: (1) Waived, 10/24/88 (2) Waived, 11/8/93

NBA (1 Year)

YEAR	GP	MIN	FGM-FGA	PCT	3-POINT FGM-FGA	PCT	FTM-FTA	PCT	REBS	AVG	AST	PF-DQ	STL	TO	BLK	PTS	AVG
93-94	1	1	0-0	.000	0-0	.000	3-6	.500	1	1.0	0	1-0	0	1	0	3	3.0

## NEWBLE, IRA #3

6-7 F

Miami (Ohio) '97

1/20/75

How Obtained: Signed as free agent, 8/11/00

How Departed: Unsigned free agent, 7/18/01

NBA (1 Year)

YEAR	GP	MIN	FGM-FGA	PCT	3-POINT FGM-FGA	PCT	FTM-FTA	PCT	REBS	AVG	AST	PF-DQ	STL	TO	BLK	PTS	AVG
00-01	27	184	21-55	.382	4-9	.444	8-16	.500	35	1.3	6	18-0	2	7	4	54	2.0

## NICKERSON, GAYLON #9

6-4 G

NW Oklahoma '94

2/6/69

How Obtained: Signed as free agent, 12/26/96

How Departed: Waived, 1/6/97

NBA (1 Year)

YEAR	GP	MIN	FGM-FGA	PCT	3-POINT FGM-FGA	PCT	FTM-FTA	PCT	REBS	AVG	AST	PF-DQ	STL	TO	BLK	PTS	AVG
96-97	3	36	3-9	.333	0-1	.000	7-7	1.000	4	1.3	1	1-0	0	0	1	13	4.3

## NIMPHIUS, KURT #40

6-10 C

Arizona State '80

3/13/58

How Obtained: Signed as veteran free agent (Detroit received a second round pick in '88), 10/27/87

How Departed: Unsigned free agent, 6/88

NBA (1 Year)

YEAR	GP	MIN	FGM-FGA	PCT	3-POINT FGM-FGA	PCT	FTM-FTA	PCT	REBS	AVG	AST	PF-DQ	STL	TO	BLK	PTS	AVG
87-88	72	919	128-257	.498	0-1	.000	60-83	.723	153	2.1	53	141-2	22	49	56	316	4.4

NBA PLAYOFFS (1 Year)

1988	3	30	5-10	.500	0-0	.000	2-2	1.000	8	2.7	2	7-0	0	0	1	12	4.0
------	---	----	------	------	-----	------	-----	-------	---	-----	---	-----	---	---	---	----	-----

## NORRIS, SYLVESTER #40

6-11 C

Jackson State '79

2/18/57

How Obtained: Third round pick, 1979 Draft, 63rd overall

How Departed: Waived, 10/4/80

NBA (1 Year)

YEAR	GP	MIN	FGM-FGA	PCT	3-POINT FGM-FGA	PCT	FTM-FTA	PCT	REBS	AVG	AST	PF-DQ	STL	TO	BLK	PTS	AVG
79-80	17	189	18-43	.419	0-0	.000	4-6	.667	43	2.5	6	41-1	3	19	12	40	2.4

## NOVAK, STEVE #23

6-10 F

Marquette '06

6/13/83

How Obtained: Signed 10-day contract, 2/8/11; Signed 10-day contract, 2/22/11; Signed for season, 3/4/11

How Departed: Waived, 12/19/11

NBA (1 Year)

YEAR	GP	MIN	FGM-FGA	PCT	3-POINT FGM-FGA	PCT	FTM-FTA	PCT	REBS	AVG	AST	PF-DQ	STL	TO	BLK	PTS	AVG
10-11	23	197	31-59	.525	23-42	.548	8-8	1.000	19	0.8	3	11-0	1	4	5	93	4.0

NBA PLAYOFFS (1 Year)

10-11	1	6	0-0	0.000	0-0	0.000	0-0	0.000	1	1.0	0	0-0	0	0	0	0	0.0
-------	---	---	-----	-------	-----	-------	-----	-------	---	-----	---	-----	---	---	---	---	-----

## NWOSU, JULIUS #00

6-10 F

Liberty '93

5/1/71

How Obtained: Signed as free agent, 10/6/94

How Departed: Unsigned free agent, 7/1/95

NBA (1 Year)

YEAR	GP	MIN	FGM-FGA	PCT	3-POINT FGM-FGA	PCT	FTM-FTA	PCT	REBS	AVG	AST	PF-DQ	STL	TO	BLK	PTS	AVG
94-95	23	84	9-28	.321	0-0	.000	13-17	.765	24	1.0	3	20-0	0	9	3	31	1.3

NBA PLAYOFFS (1 Year)

1995	2	7	0-2	.000	0-0	.000	0-0	.000	2	1.0	0	1-0	0	1	0	0	0.0
------	---	---	-----	------	-----	------	-----	------	---	-----	---	-----	---	---	---	---	-----



# FORMER SPURS STATISTICS

## OBERTO, FABRICIO #7

How Obtained: Signed as free agent, 8/2/05

How Departed: Traded to Detroit as part of the Jefferson trade, 6/23/09

NBA (4 Years)

													6-10	F/C	Argentina						3/21/75						
													3-POINT														
YEAR	GP	MIN	FGM-FGA	PCT	FGM-FGA	PCT	FTM-FTA	PCT	REBS	AVG	AST	PF-DQ	STL	TO	BLK	PTS	AVG										
05-06	59	490	44-93	.473	0-2	.000	15-27	.556	123	2.1	27	91-0	9	28	11	103	1.7										
06-07	79	1365	158-281	.562	0-0	.000	33-51	.647	368	4.7	68	213-2	25	69	24	349	4.4										
07-08	82	1651	180-296	.608	0-1	.000	37-61	.607	430	5.2	95	203-3	37	51	20	397	4.8										
08-09	54	677	61-104	.587	0-1	.000	20-35	.571	142	2.6	59	95-1	7	38	11	142	2.6										
<b>TOT</b>	<b>274</b>	<b>4183</b>	<b>443-774</b>	<b>.572</b>	<b>0-4</b>	<b>.000</b>	<b>105-174</b>	<b>.603</b>	<b>1063</b>	<b>3.9</b>	<b>249</b>	<b>602-6</b>	<b>78</b>	<b>186</b>	<b>66</b>	<b>991</b>	<b>3.6</b>										
NBA PLAYOFFS (4 Years)																											
05-06	7	34	3-9	.333	0-0	.000	1-4	.250	6	0.9	1	7-0	1	2	3	7	1.0										
06-07	20	415	50-80	.625	0-1	.000	12-21	.571	98	4.9	14	54-0	6	10	4	112	5.6										
07-08	17	331	28-46	.609	0-0	.000	7-10	.700	71	4.2	20	48-0	6	14	5	63	3.7										
08-09	2	22	4-6	.667	0-0	.000	4-4	1.000	4	2.0	0	2-0	2	2	0	12	6.0										
<b>TOT</b>	<b>46</b>	<b>802</b>	<b>85-141</b>	<b>.603</b>	<b>0-1</b>	<b>.000</b>	<b>24-39</b>	<b>1.000</b>	<b>179</b>	<b>3.9</b>	<b>35</b>	<b>111-0</b>	<b>15</b>	<b>28</b>	<b>12</b>	<b>194</b>	<b>4.2</b>										

## OLBERDING, MARK #53

How Obtained: ABA Dispersal Draft from San Diego, 1975

How Departed: Traded to Chicago, with Corzine, for Gilmore, 7/22/82

ABA (1 Year)

													6-9	F	Minnesota '75						4/21/56						
													3-POINT														
YEAR	GP	MIN	FGM-FGA	PCT	FGM-FGA	PCT	FTM-FTA	PCT	REBS	AVG	AST	PF-DQ	STL	TO	BLK	PTS	AVG										
75-76	70	1601	233-462	.504	0-0	.000	161-204	.789	425	6.1	124	197-0	40	114	30	627	9.0										
NBA (6 Years)																											
76-77	82	1949	301-598	.503	—	—	251-316	.794	449	5.5	119	277-6	59	—	29	853	10.4										
77-78	79	1773	231-480	.481	—	—	184-227	.811	373	4.7	131	235-1	45	118	26	646	8.2										
78-79	80	1885	261-551	.474	—	—	233-290	.803	429	5.4	211	282-2	53	163	18	755	9.4										
79-80	75	2111	291-609	.478	0-3	.000	210-264	.795	418	5.6	327	274-7	67	180	22	792	10.6										
80-81	82	2408	348-685	.508	1-7	.143	315-380	.829	471	5.7	277	307-6	75	202	31	1012	12.3										
81-82	68	2098	333-705	.472	2-12	.167	273-338	.808	439	6.5	202	253-5	57	139	29	941	13.8										
<b>TOT</b>	<b>466</b>	<b>12224</b>	<b>1765-3628</b>	<b>.486</b>	<b>3-21</b>	<b>.143</b>	<b>1466-1815</b>	<b>.808</b>	<b>2579</b>	<b>5.5</b>	<b>1267</b>	<b>1628-27</b>	<b>357</b>	<b>802</b>	<b>155</b>	<b>4999</b>	<b>10.7</b>										
ABA PLAYOFFS (1 Year)																											
1976	7	73	5-15	.333	0-0	.000	3-6	.500	22	3.1	1	15-0	4	4	2	13	1.9										
NBA PLAYOFFS (6 Years)																											
1977	2	42	5-9	.556	—	—	3-6	.500	7	3.4	2	8-0	0	8	1	13	6.5										
1978	6	152	25-51	.490	—	—	13-15	.867	30	5.0	14	23-0	6	8	6	63	10.5										
1979	14	626	76-178	.424	—	—	46-64	.719	128	9.1	50	99-0	22	41	14	119	6.9										
1980	3	97	13-23	.565	0-0	.000	3-4	.750	22	7.3	11	14-1	2	3	2	29	9.7										
1981	7	254	58-105	.552	1-3	.333	21-25	.840	41	5.9	30	31-1	4	17	0	138	19.7										
1982	9	328	53-120	.442	0-1	.000	26-31	.839	58	6.4	32	39-1	9	27	6	132	14.7										
<b>TOT</b>	<b>41</b>	<b>1499</b>	<b>230-486</b>	<b>.473</b>	<b>1-4</b>	<b>.250</b>	<b>112-145</b>	<b>.772</b>	<b>286</b>	<b>7.0</b>	<b>139</b>	<b>214-3</b>	<b>43</b>	<b>104</b>	<b>29</b>	<b>494</b>	<b>12.0</b>										

## OTHICK, MATT #12

How Obtained: Signed as free agent, 8/19/92

How Departed: Waived, 11/19/92

NBA (1 Year)

													6-2	G	Arizona '92						3/16/69						
													3-POINT														
YEAR	GP	MIN	FGM-FGA	PCT	FGM-FGA	PCT	FTM-FTA	PCT	REBS	AVG	AST	PF-DQ	STL	TO	BLK	PTS	AVG										
92-93	4	39	3-5	.600	2-4	.500	0-2	.000	2	0.5	7	7-0	1	4	0	8	2.0										

## OWENS, LARRY #33

How Obtained: Signed 10-day contract, 1/16/11; Signed 10-day contract, 1/26/11

NBA (1 Year)

													6-7	F	Oral Roberts '06						1/8/83						
													3-POINT														
YEAR	GP	MIN	FGM-FGA	PCT	FGM-FGA	PCT	FTM-FTA	PCT	REBS	AVG	AST	PF-DQ	STL	TO	BLK	PTS	AVG										
10-11	7	31	3-6	.500	1-3	.333	2-4	.500	4	0.6	1	4-0	2	0	0	9	1.3										

## OWENS, TOM #42

How Obtained: Contract purchased from Indiana, 1/15/76

How Departed: Waived, 1976

ABA (1 Year)

													6-10	C/F	South Carolina '72						6/28/49						
													3-POINT														
YEAR	GP	MIN	FGM-FGA	PCT	FGM-FGA	PCT	FTM-FTA	PCT	REBS	AVG	AST	PF-DQ	STL	TO	BLK	PTS	AVG										
75-76	39	538	90-182	.495	0-0	.000	46-60	.767	155	4.0	41	97-0	3	29	13	226	5.8										
ABA PLAYOFFS (1 Year)																											
1976	7	89	8-23	.348	0-1	.000	7-14	.500	24	3.4	2	15	3	2	2	23	3.3										

## PARKS, CHEROKEE #18

How Obtained: Signed as free agent, 8/3/01

How Departed: Unsigned free agent, 7/02

NBA (1 Year)

													6-11	C	Duke '95						10/11/72						
													3-POINT														
YEAR	GP	MIN	FGM-FGA	PCT	FGM-FGA	PCT	FTM-FTA	PCT	REBS	AVG	AST	PF-DQ	STL	TO	BLK	PTS	AVG										
01-02	42	234	30-83	.361	0-0	.000	3-8	.375	58	1.4	10	34-0	7	14	8	63	1.5										

## PASPALJ, ZARKO #14

How Obtained: Signed as free agent, 7/28/89

How Departed: Waived, 4/23/90

NBA (1 Year)

													6-9	F	Serbia						3/27/66						
													3-POINT														
YEAR	GP	MIN	FGM-FGA	PCT	FGM-FGA	PCT	FTM-FTA	PCT	REBS	AVG	AST	PF-DQ	STL	TO	BLK	PTS	AVG										
89-90	28	181	27-79	.342	0-1	.000	18-22	.818	30	1.1	10	37-0	3	21	7	72	2.6										

# FORMER SPURS STATISTICS

**PAULTZ, BILLY # 5** 6-11 C St. John's '70 7/30/48

How Obtained: (1) From New York Nets for B. Warren, R. Jones, C. Terry and K. Hughes, 9/8/75; (2) Signed as free agent, 4/6/83  
How Departed: (1) Traded to Houston for Shumate, a third round pick in '80 and cash, 1/18/80; (2) Waived, 1983

ABA (1 Year)			3-POINT																	
YEAR	GP	MIN	FGM-FGA	PCT	FGM-FGA	PCT	FTM-FTA	PCT	REBS	AVG	AST	PF-DQ	STL	TO	BLK	PTS	AVG			
75-76	83	2958	566-1124	.504	0-2	.000	238-324	.735	862	10.4	340	232-0	61	231	253	1370	16.5			
NBA (5 Years)																				
76-77	82	2694	521-1102	.473	—	—	238-320	.744	687	8.4	223	262-5	55	—	173	1280	15.6			
77-78	80	2479	518-979	.529	—	—	230-306	.752	675	8.4	213	222-3	42	167	194	1266	15.8			
78-79	79	2122	399-758	.526	—	—	114-194	.588	625	7.9	178	204-4	35	157	125	912	11.5			
79-80	47	1213	189-381	.496	0-1	.000	66-100	.660	321	6.8	118	127-3	47	58	45	444	9.4			
82-83	7	125	12-27	.444	0-0	.000	1-2	.500	33	5.5	4	14-0	5	6	6	25	3.6			
<b>TOT</b>	<b>295</b>	<b>8633</b>	<b>1639-3239</b>	<b>.506</b>	<b>0-1</b>	<b>.000</b>	<b>649-922</b>	<b>.704</b>	<b>2341</b>	<b>7.9</b>	<b>736</b>	<b>829-15</b>	<b>184</b>	<b>388</b>	<b>543</b>	<b>3927</b>	<b>13.3</b>			
ABA PLAYOFFS (1 Year)																				
1976	7	254	43-97	.443	0-0	.000	35-40	.875	71	10.1	19	29-0	2	14	16	121	17.3			
NBA PLAYOFFS (4 Years)																				
1977	2	74	12-24	.500	—	—	10-13	.769	17	8.5	5	5-0	2	—	4	34	17.0			
1978	6	191	29-63	.460	—	—	11-17	.647	41	6.8	14	10-0	5	6	5	69	11.5			
1979	13	299	30-80	.375	—	—	22-33	.667	98	7.5	30	33-0	4	14	23	82	6.3			
1983	11	133	13-32	.406	0-0	.000	4-4	1.000	32	2.9	11	18-0	4	6	2	30	2.7			
<b>TOT</b>	<b>32</b>	<b>697</b>	<b>84-199</b>	<b>.422</b>	<b>0-0</b>	<b>.000</b>	<b>47-67</b>	<b>.701</b>	<b>188</b>	<b>5.9</b>	<b>60</b>	<b>66-0</b>	<b>15</b>	<b>26</b>	<b>34</b>	<b>215</b>	<b>6.7</b>			
ABA ALL-STAR GAMES (1 Year)																				
1976	1	20	4-6	.667	0-0	.000	2-2	1.000	2	2.0	1	1-0	2	3	1	10	10.0			

**PAXSON, JOHN # 4** 6-2 G Notre Dame '83 9/9/60

How Obtained: First round pick, 1983 Draft, 19th overall  
How Departed: Unsigned free agent, 10/85

NBA (2 Years)			3-POINT																	
YEAR	GP	MIN	FGM-FGA	PCT	FGM-FGA	PCT	FTM-FTA	PCT	REBS	AVG	AST	PF-DQ	STL	TO	BLK	PTS	AVG			
83-84	49	458	61-137	.445	4-22	.182	16-26	.615	33	0.7	149	47-0	10	32	2	142	2.9			
84-85	78	1259	196-385	.509	10-34	.294	84-100	.840	68	0.9	215	117-0	45	81	3	486	6.2			
<b>TOT</b>	<b>127</b>	<b>1717</b>	<b>257-522</b>	<b>.492</b>	<b>14-56</b>	<b>.250</b>	<b>100-126</b>	<b>.794</b>	<b>101</b>	<b>0.8</b>	<b>364</b>	<b>164-0</b>	<b>55</b>	<b>113</b>	<b>5</b>	<b>628</b>	<b>4.9</b>			
NBA PLAYOFFS (1 Year)																				
1985	5	114	21-42	.500	2-9	.222	7-9	.778	5	1.0	21	9-0	5	0	0	51	10.2			

**PECK, WILEY # 54** 6-7 F Mississippi State '79 9/15/57

How Obtained: First round pick, 1979 Draft, 19th overall  
How Departed: Selected by Dallas in the 1980 Expansion Draft

NBA (1 Year)			3-POINT																	
YEAR	GP	MIN	FGM-FGA	PCT	FGM-FGA	PCT	FTM-FTA	PCT	REBS	AVG	AST	PF-DQ	STL	TO	BLK	PTS	AVG			
79-80	52	628	73-169	.432	0-2	.000	34-55	.618	183	3.5	33	100-2	17	48	23	180	3.5			
NBA PLAYOFFS (1 Year)																				
1980	2	9	0-3	.000	0-0	.000	0-0	.000	3	1.5	0	1-0	0	0	1	0	0.0			

**PERDUE, WILL # 41** 7-0 C Vanderbilt '88 8/29/65

How Obtained: From Chicago for Rodman, 10/2/95  
How Departed: Unsigned free agent, 8/1/99

NBA (4 Years)			3-POINT																	
YEAR	GP	MIN	FGM-FGA	PCT	FGM-FGA	PCT	FTM-FTA	PCT	REBS	AVG	AST	PF-DQ	STL	TO	BLK	PTS	AVG			
95-96	80	1396	173-331	.523	0-1	.000	67-125	.536	485	6.1	33	183-0	28	86	75	413	5.2			
96-97	65	1918	233-410	.568	0-0	.000	99-171	.579	638	9.8	38	184-2	32	87	102	565	8.7			
97-98	79	1491	162-295	.549	0-1	.000	70-133	.526	535	6.8	57	137-0	22	81	50	394	5.0			
98-99	37	445	38-60	.633	0-0	.000	14-26	.538	138	3.7	18	63-0	9	22	10	90	2.4			
<b>TOT</b>	<b>261</b>	<b>5250</b>	<b>606-1096</b>	<b>.553</b>	<b>0-2</b>	<b>.000</b>	<b>250-455</b>	<b>.549</b>	<b>1796</b>	<b>6.9</b>	<b>146</b>	<b>567-2</b>	<b>91</b>	<b>276</b>	<b>237</b>	<b>1462</b>	<b>5.6</b>			
NBA PLAYOFFS (3 Years)																				
1996	10	242	29-42	.690	0-0	.000	16-20	.800	79	7.9	5	24-0	2	11	4	74	7.4			
1998	9	191	9-27	.333	0-0	.000	18-21	.857	60	6.7	1	26-0	6	11	9	36	4.0			
1999	12	86	6-11	.545	0-0	.000	1-2	.500	28	2.3	0	19-0	0	3	1	13	1.1			
<b>TOT</b>	<b>31</b>	<b>519</b>	<b>44-80</b>	<b>.550</b>	<b>0-0</b>	<b>.000</b>	<b>35-43</b>	<b>.814</b>	<b>167</b>	<b>5.4</b>	<b>6</b>	<b>69-0</b>	<b>8</b>	<b>25</b>	<b>14</b>	<b>123</b>	<b>4.0</b>			

**PERSON, CHUCK # 45** 6-8 F Auburn '86 6/27/64

How Obtained: Signed as free agent, 7/21/94  
How Departed: Traded to Chicago, along with a first round pick, for Kerr, 1/21/99

NBA (4 Years)			3-POINT																	
YEAR	GP	MIN	FGM-FGA	PCT	FGM-FGA	PCT	FTM-FTA	PCT	REBS	AVG	AST	PF-DQ	STL	TO	BLK	PTS	AVG			
94-95	81	2033	317-750	.423	172-445	.387	66-102	.647	258	3.2	106	198-0	45	102	12	872	10.8			
95-96	80	2131	308-705	.437	190-463	.410	67-104	.644	413	5.2	100	197-2	49	91	26	873	10.9			
96-97	Did not play - injured																			
97-98	61	1455	143-398	.359	95-276	.344	28-37	.757	204	3.3	86	121-1	29	67	10	409	6.7			
<b>TOT</b>	<b>222</b>	<b>5619</b>	<b>768-1853</b>	<b>.414</b>	<b>457-1184</b>	<b>.386</b>	<b>161-243</b>	<b>.663</b>	<b>875</b>	<b>3.9</b>	<b>292</b>	<b>516-3</b>	<b>123</b>	<b>260</b>	<b>48</b>	<b>2154</b>	<b>9.7</b>			
NBA PLAYOFFS (3 Years)																				
1995	15	258	27-77	.351	13-45	.289	8-11	.727	27	1.8	8	22-0	4	6	7	75	5.0			
1996	10	284	41-77	.532	25-47	.532	14-17	.824	40	4.0	16	32-0	2	11	3	121	12.1			
1998	9	196	18-53	.340	14-40	.350	2-2	1.000	27	3.0	7	15-1	4	6	0	52	5.8			
<b>TOT</b>	<b>34</b>	<b>738</b>	<b>86-207</b>	<b>.415</b>	<b>52-132</b>	<b>.394</b>	<b>24-30</b>	<b>.800</b>	<b>94</b>	<b>2.8</b>	<b>31</b>	<b>69-1</b>	<b>10</b>	<b>23</b>	<b>10</b>	<b>248</b>	<b>7.3</b>			

**PHEGLEY, ROGER # 21** 6-6 G Bradley '78 10/16/56

How Obtained: From Cleveland, with Mitchell, for R. Johnson and Brewer, 12/24/81  
How Departed: Waived, 12/4/83

NBA (3 Years)			3-POINT																	
YEAR	GP	MIN	FGM-FGA	PCT	FGM-FGA	PCT	FTM-FTA	PCT	REBS	AVG	AST	PF-DQ	STL	TO	BLK	PTS	AVG			
81-82	54	617	129-293	.440	5-31	.161	49-64	.766	83	1.5	61	91-0	20	33	6	308	5.7			
82-83	62	599	120-267	.449	3-14	.214	43-56	.768	84	1.4	60	92-0	30	49	8	286	4.6			
83-84	3	11	2-4	.500	1-1	1.000	2-2	1.000	2	0.7	2	1-0	0	1	0	7	2.3			
<b>TOT</b>	<b>119</b>	<b>1227</b>	<b>251-564</b>	<b>.445</b>	<b>9-46</b>	<b>.196</b>	<b>94-122</b>	<b>.770</b>	<b>169</b>	<b>1.4</b>	<b>123</b>	<b>184-0</b>	<b>50</b>	<b>83</b>	<b>14</b>	<b>601</b>	<b>5.0</b>			
NBA PLAYOFFS (2 Years)																				
1982	5	6	0-2	.000	0-1	.000	0-0	.000	0	0.0	0	1-0	0	0	3	0	0.0			
1983	8	38	9-17	.529	3-4	.750	3-4	.750	8	1.0	1	6-0	0	1	0	24	3.0			
<b>TOT</b>	<b>13</b>	<b>44</b>	<b>9-19</b>	<b>.474</b>	<b>3-5</b>	<b>.600</b>	<b>3-4</b>	<b>.750</b>	<b>8</b>	<b>0.6</b>	<b>1</b>	<b>7-0</b>	<b>0</b>	<b>1</b>	<b>3</b>	<b>24</b>	<b>1.8</b>			

# FORMER SPURS STATISTICS

## PORTER, TERRY #30

6-3 G Wisconsin-Stevens Point '85 4/8/63

How Obtained: Signed as free agent, 8/5/99

How Departed: Retired, 7/1/02

NBA (3 Years)

YEAR	GP	MIN	FGM-FGA	PCT	3-POINT			REBS	AVG	AST	PF-DQ	STL	TO	BLK	PTS	AVG	
					FGM-FGA	PCT	FTM-FTA										
99-00	68	1613	207-463	.447	90-207	.435	137-170	.806	191	2.8	221	79-0	50	100	9	641	9.4
00-01	80	1678	197-440	.448	87-205	.424	92-116	.793	201	2.5	251	88-1	52	104	11	573	7.2
01-02	72	1294	136-321	.424	59-142	.415	68-83	.819	164	2.3	205	89-0	45	85	16	399	5.5
<b>TOT</b>	<b>220</b>	<b>4585</b>	<b>540-1224</b>	<b>.441</b>	<b>236-554</b>	<b>.426</b>	<b>297-369</b>	<b>.805</b>	<b>556</b>	<b>2.5</b>	<b>677</b>	<b>256-1</b>	<b>147</b>	<b>289</b>	<b>36</b>	<b>1613</b>	<b>7.3</b>

## PRESEY, PAUL #8

6-5 G/F Tulsa '82 12/24/58

How Obtained: From Milwaukee for Brickowski, 8/1/90

How Departed: Retired, 5/5/92

NBA (2 Years)

YEAR	GP	MIN	FGM-FGA	PCT	3-POINT			REBS	AVG	AST	PF-DQ	STL	TO	BLK	PTS	AVG	
					FGM-FGA	PCT	FTM-FTA										
90-91	70	1683	201-426	.472	16-57	.281	110-133	.827	176	2.5	271	174-1	63	130	32	528	7.5
91-92	56	759	60-161	.373	3-21	.143	28-41	.683	95	1.7	142	86-0	29	64	19	151	2.7
<b>TOT</b>	<b>126</b>	<b>2442</b>	<b>261-587</b>	<b>.445</b>	<b>19-78</b>	<b>.244</b>	<b>138-174</b>	<b>.793</b>	<b>271</b>	<b>2.2</b>	<b>413</b>	<b>260-1</b>	<b>92</b>	<b>194</b>	<b>51</b>	<b>679</b>	<b>5.4</b>

## QUINN, CHRIS #11

6-2 G Notre Dame '06 9/27/83

How Obtained: Signed as free agent, 11/5/10

How Departed: Unsigned free agent, 7/1/10

NBA (1 Year)

YEAR	GP	MIN	FGM-FGA	PCT	3-POINT			REBS	AVG	AST	PF-DQ	STL	TO	BLK	PTS	AVG	
					FGM-FGA	PCT	FTM-FTA										
10-11	41	292	33-91	.363	11-37	.297	4-8	.500	25	0.6	42	29-0	5	12	1	81	2.0

## RAINS, ED #15

6-7 F South Alabama '81 12/24/59

How Obtained: Second round pick, 1981 Draft, 30th overall

How Departed: Waived, 8/3/83

NBA (2 Years)

YEAR	GP	MIN	FGM-FGA	PCT	3-POINT			REBS	AVG	AST	PF-DQ	STL	TO	BLK	PTS	AVG	
					FGM-FGA	PCT	FTM-FTA										
81-82	49	637	77-177	.435	0-2	.000	38-64	.594	80	1.6	40	74-0	18	25	2	192	3.9
82-83	34	292	33-83	.398	0-1	.000	29-43	.674	44	1.3	22	35-0	10	25	1	95	2.8
<b>TOT</b>	<b>83</b>	<b>929</b>	<b>110-260</b>	<b>.423</b>	<b>0-3</b>	<b>.000</b>	<b>67-107</b>	<b>.626</b>	<b>124</b>	<b>1.5</b>	<b>62</b>	<b>109-0</b>	<b>28</b>	<b>50</b>	<b>3</b>	<b>287</b>	<b>3.5</b>

## RATLIFF, THEO #42

6-10 C Wyoming '95 4/17/73

How Obtained: Signed as free agent, 7/25/09

How Departed: Traded to Charlotte in exchange for a protected 2016 second-round pick, 2/18/10

NBA (1 Year)

YEAR	GP	MIN	FGM-FGA	PCT	3-POINT			REBS	AVG	AST	PF-DQ	STL	TO	BLK	PTS	AVG	
					FGM-FGA	PCT	FTM-FTA										
09-10	21	183	16-36	.444	0-0	.000	2-4	.500	40	1.9	9	27-0	3	16	18	34	1.6

## REID, J.R. #7

6-9 F North Carolina '90 3/31/68

How Obtained: From Charlotte for S. Green, a first round pick in '93 and a second round pick in '96, 12/9/92

How Departed: Traded to New York, with Lohaus and a first round pick in '96, for C. Smith and M. Williams, 2/8/96

NBA (4 Years)

YEAR	GP	MIN	FGM-FGA	PCT	3-POINT			REBS	AVG	AST	PF-DQ	STL	TO	BLK	PTS	AVG	
					FGM-FGA	PCT	FTM-FTA										
92-93	66	1592	241-497	.485	0-4	.000	171-222	.770	386	5.8	56	217-2	36	101	26	653	9.9
93-94	70	1344	260-530	.491	0-3	.000	107-153	.699	220	3.1	73	165-0	43	84	25	627	9.0
94-95	81	1566	201-396	.508	1-2	.500	160-233	.687	393	4.9	55	230-2	60	113	32	563	7.0
95-96	32	643	72-164	.439	0-1	.000	64-87	.736	123	3.8	14	98-0	25	49	10	208	6.5
<b>TOT</b>	<b>249</b>	<b>5145</b>	<b>774-1587</b>	<b>.488</b>	<b>1-10</b>	<b>.100</b>	<b>502-695</b>	<b>.722</b>	<b>1122</b>	<b>4.5</b>	<b>198</b>	<b>710-4</b>	<b>164</b>	<b>347</b>	<b>93</b>	<b>2051</b>	<b>8.2</b>

## RELLFORD, RICHARD #42

6-6 G Michigan '86 2/16/64

How Obtained: Signed 10-day contract, 4/8/88; Signed for season, 4/18/88

How Departed: Unsigned free agent, 7/88

NBA (1 Year)

YEAR	GP	MIN	FGM-FGA	PCT	3-POINT			REBS	AVG	AST	PF-DQ	STL	TO	BLK	PTS	AVG	
					FGM-FGA	PCT	FTM-FTA										
87-88	4	42	5-8	.625	0-0	.000	6-8	.750	7	1.8	1	3-0	0	4	3	16	4.0

# FORMER SPURS STATISTICS

**RESTANI, KEVIN #31** 6-10 F San Francisco '74 12/13/51  
 How Obtained: From Milwaukee for cash, 8/31/79  
 How Departed: Waived, 12/21/81  
 NBA (3 Years)

YEAR	GP	MIN	3-POINT			FTM-FTA	PCT	REBS	AVG	AST	PF-DQ	STL	TO	BLK	PTS	AVG	
			FGM-FGA	PCT	FGM-FGA												
79-80	82	1966	369-727	.508	5-29	.172	131-161	.814	386	4.7	189	186-0	54	129	12	874	10.7
80-81	64	999	192-369	.520	3-8	.375	62-88	.705	174	2.7	81	103-0	16	68	14	449	7.0
81-82	13	145	9-28	.321	0-1	.000	3-4	.750	35	2.7	7	16-0	1	6	4	21	1.6
<b>TOT</b>	<b>159</b>	<b>3110</b>	<b>570-1124</b>	<b>.507</b>	<b>8-38</b>	<b>.211</b>	<b>196-253</b>	<b>.775</b>	<b>595</b>	<b>3.7</b>	<b>277</b>	<b>305-0</b>	<b>71</b>	<b>203</b>	<b>30</b>	<b>1344</b>	<b>8.5</b>

NBA PLAYOFFS (2 Years)

1980	3	74	17-28	.607	0-1	.000	4-9	.444	16	5.3	3	8-0	0	2	1	38	12.7
1981	3	11	1-3	.333	0-0	.000	0-0	.000	2	0.7	0	2-0	0	1	0	2	0.7
<b>TOT</b>	<b>6</b>	<b>85</b>	<b>18-31</b>	<b>.581</b>	<b>0-1</b>	<b>.000</b>	<b>4-9</b>	<b>.444</b>	<b>18</b>	<b>3.0</b>	<b>3</b>	<b>10-0</b>	<b>0</b>	<b>3</b>	<b>1</b>	<b>40</b>	<b>6.7</b>

**RICHARDSON, JEREMY #23** 6-7 F Delta State '06 2/11/83  
 How Obtained: (1) Signed 10-day contract, 1/10/08. (2) Signed second 10-day contract, 1/20/08  
 How Departed: Unsigned free agent, 1/30/08  
 NBA (1 Year)

YEAR	GP	MIN	3-POINT			FTM-FTA	PCT	REBS	AVG	AST	PF-DQ	STL	TO	BLK	PTS	AVG
			FGM-FGA	PCT	FGM-FGA											
07-08	5	29	3-7	.429	2-5	.400	2-2	1.000	1	0.2	1	5-0	1	0	10	2.0

**RIVERS, DOC #25** 6-3 G Marquette '84 10/13/61  
 How Obtained: Signed as free agent, 12/26/94  
 How Departed: Retired, 7/1/96  
 NBA (2 Years)

YEAR	GP	MIN	3-POINT			FTM-FTA	PCT	REBS	AVG	AST	PF-DQ	STL	TO	BLK	PTS	AVG	
			FGM-FGA	PCT	FGM-FGA												
94-95	60	942	104-289	.360	42-122	.344	52-71	.732	100	1.7	154	142-1	61	56	21	302	5.0
95-96	78	1235	108-290	.372	47-137	.343	48-64	.750	138	1.8	123	175-0	73	57	21	311	4.0
<b>TOT</b>	<b>138</b>	<b>2177</b>	<b>212-579</b>	<b>.366</b>	<b>89-259</b>	<b>.344</b>	<b>100-135</b>	<b>.741</b>	<b>238</b>	<b>1.7</b>	<b>277</b>	<b>317-1</b>	<b>134</b>	<b>113</b>	<b>42</b>	<b>613</b>	<b>4.4</b>

NBA PLAYOFFS (2 Years)

1995	15	318	37-95	.389	17-46	.370	26-31	.839	29	1.9	24	40-0	14	18	9	117	7.8
1996	2	20	1-3	.333	1-2	.500	5-7	.714	1	0.5	0	3-0	0	1	0	3	1.5
<b>TOT</b>	<b>17</b>	<b>338</b>	<b>38-98</b>	<b>.388</b>	<b>18-48</b>	<b>.375</b>	<b>31-38</b>	<b>.816</b>	<b>30</b>	<b>1.8</b>	<b>24</b>	<b>43-0</b>	<b>14</b>	<b>19</b>	<b>9</b>	<b>120</b>	<b>7.1</b>

**ROBERTS, FRED #11** 6-10 F Brigham Young '82 8/14/60  
 How Obtained: From New Jersey (compensation, with cash and draft picks, for Stan Albeck), 6/15/83  
 How Departed: Traded to Utah for second round picks in '86 and '88, 12/18/84  
 NBA (2 Years)

YEAR	GP	MIN	3-POINT			FTM-FTA	PCT	REBS	AVG	AST	PF-DQ	STL	TO	BLK	PTS	AVG	
			FGM-FGA	PCT	FGM-FGA												
83-84	79	1531	214-399	.536	1-4	.250	144-172	.837	304	3.8	98	219-4	52	100	38	573	7.3
84-85	22	305	44-98	.449	0-0	.000	29-38	.763	35	1.6	22	45-0	10	21	12	117	5.3
<b>TOT</b>	<b>101</b>	<b>1836</b>	<b>258-497</b>	<b>.519</b>	<b>1-4</b>	<b>.250</b>	<b>173-210</b>	<b>.824</b>	<b>339</b>	<b>3.4</b>	<b>120</b>	<b>264-4</b>	<b>62</b>	<b>121</b>	<b>50</b>	<b>690</b>	<b>6.8</b>

**ROBERTSON, ALVIN #21** 6-4 G Arkansas '84 7/22/62  
 How Obtained: First round pick, 1984 Draft, 7th overall  
 How Departed: Traded to Milwaukee, with G. Anderson, for Cummings, 5/28/89  
 NBA (5 Years)

YEAR	GP	MIN	3-POINT			FTM-FTA	PCT	REBS	AVG	AST	PF-DQ	STL	TO	BLK	PTS	AVG	
			FGM-FGA	PCT	FGM-FGA												
84-85	79	1685	299-600	.498	4-11	.364	124-169	.734	265	3.4	275	217-1	127	167	24	726	9.2
85-86	82	2878	562-1093	.514	8-29	.276	260-327	.795	516	6.3	448	296-4	301	256	40	1392	17.0
86-87	81	2697	589-1264	.466	13-48	.271	244-324	.753	424	5.2	421	264-2	260	243	35	1435	17.7
87-88	82	2978	655-1408	.465	27-95	.284	273-365	.748	498	6.1	557	300-4	243	251	69	1160	19.6
88-89	65	2287	465-962	.483	9-45	.200	183-253	.723	384	5.9	393	259-6	197	231	36	1122	17.3
<b>TOT</b>	<b>389</b>	<b>12525</b>	<b>2570-5327</b>	<b>.482</b>	<b>61-228</b>	<b>.268</b>	<b>1084-1438</b>	<b>.754</b>	<b>2087</b>	<b>5.4</b>	<b>2094</b>	<b>1366-17</b>	<b>1128</b>	<b>1148</b>	<b>204</b>	<b>6285</b>	<b>16.2</b>

NBA PLAYOFFS (2 Years)

1986	3	98	8-29	.276	0-0	.000	11-13	.846	14	4.7	19	10-0	7	5	1	27	9.0
1988	3	119	30-53	.566	3-7	.429	7-9	.788	14	4.7	28	15-1	12	9	1	70	23.3
<b>TOT</b>	<b>6</b>	<b>217</b>	<b>38-82</b>	<b>.463</b>	<b>3-7</b>	<b>.429</b>	<b>18-22</b>	<b>.818</b>	<b>28</b>	<b>4.7</b>	<b>47</b>	<b>25-1</b>	<b>19</b>	<b>14</b>	<b>2</b>	<b>97</b>	<b>16.2</b>

NBA ALL-STAR GAMES (3 Years)

1986	1	20	2-6	.333	0-0	.000	0-0	.000	9	9.0	5	1-0	0	4	0	4	4.0
1987	1	16	2-5	.400	0-0	.000	2-2	1.000	2	2.0	1	1-0	0	1	0	6	6.0
1988	1	12	1-3	.333	0-0	.000	0-0	.000	0	0.0	1	1-0	2	2	0	2	2.0
<b>TOT</b>	<b>3</b>	<b>48</b>	<b>5-14</b>	<b>.357</b>	<b>0-0</b>	<b>.000</b>	<b>2-2</b>	<b>1.000</b>	<b>11</b>	<b>3.7</b>	<b>7</b>	<b>3-0</b>	<b>2</b>	<b>7</b>	<b>0</b>	<b>12</b>	<b>4.0</b>

**ROBINSON, DAVID #50** 7-0 C Navy '87 8/6/65  
 How Obtained: First round pick, 1987 Draft, first overall  
 How Departed: Retired, 7/1/03  
 NBA (14 Years)

YEAR	GP	MIN	3-POINT			FTM-FTA	PCT	REBS	AVG	AST	PF-DQ	STL	TO	BLK	PTS	AVG	
			FGM-FGA	PCT	FGM-FGA												
89-90	82	3002	690-1300	.531	0-2	.000	613-837	.732	983	12.0	164	259-3	138	257	319	1993	24.3
90-91	82	3095	754-1366	.552	1-7	.143	592-777	.762	1063	13.0	208	264-5	127	270	320	2101	25.6
91-92	68	2564	592-1074	.551	1-8	.125	393-561	.701	829	12.2	181	219-2	158	182	305	1578	23.2
92-93	82	3211	676-1348	.501	3-17	.176	561-766	.732	956	11.7	301	239-5	127	241	264	1916	23.4
93-94	80	3241	840-1658	.507	10-29	.345	693-925	.749	855	10.7	381	228-3	139	253	265	2383	29.8
94-95	81	3074	788-1487	.530	6-20	.300	656-847	.774	877	10.8	236	230-2	134	233	262	2338	27.6
95-96	82	3019	711-1378	.516	3-9	.333	626-823	.761	1000	12.2	247	262-1	111	190	271	2051	25.0
96-97	6	147	36-72	.500	0-0	.000	34-52	.654	51	8.5	8	9-0	6	8	6	106	17.7
97-98	73	2457	544-1065	.511	1-4	.250	485-660	.735	775	10.6	199	204-2	64	202	192	1574	21.6
98-99	49	1554	268-527	.509	0-1	.000	239-363	.658	492	10.0	103	143-0	69	108	119	775	15.8
99-00	80	2557	528-1031	.512	0-2	.000	371-511	.726	770	9.6	142	247-1	97	164	183	1427	17.8
00-01	80	2371	400-823	.486	0-1	.000	351-470	.747	691	8.6	116	212-1	80	122	197	1151	14.4
01-02	78	2303	341-672	.507	0-0	.000	269-395	.681	647	8.3	94	193-3	86	104	140	951	12.2
02-03	64	1676	197-420	.469	0-0	.000	152-214	.710	508	7.9	61	126-1	52	83	111	546	8.5
<b>TOT</b>	<b>987</b>	<b>34271</b>	<b>7365-14221</b>	<b>.518</b>	<b>25-100</b>	<b>.250</b>	<b>6035-8201</b>	<b>.736</b>	<b>10497</b>	<b>10.6</b>	<b>2441</b>	<b>2835-29</b>	<b>1388</b>	<b>2417</b>	<b>2954</b>	<b>20790</b>	<b>21.1</b>

# FORMER SPURS STATISTICS

## NBA PLAYOFFS (12 Years)

1990	10	375	89-167	.533	0-0	.000	65-96	.677	120	12.0	23	35-1	11	24	40	243	24.3
1991	4	166	35-51	.686	0-1	.000	33-38	.868	54	13.5	8	Nov-00	6	15	15	103	25.8
1993	10	421	79-170	.465	0-1	.000	73-110	.664	126	12.6	40	39-0	10	25	36	231	23.1
1994	4	146	30-73	.411	0-1	.000	20-27	.741	40	10.0	14	14-0	3	9	10	80	20.0
1995	15	623	129-289	.446	1-5	.200	121-149	.812	182	12.1	47	63-1	22	56	39	380	25.3
1996	10	353	83-161	.516	0-0	.000	70-105	.667	101	10.1	24	38-2	15	24	25	236	23.6
1998	9	353	57-134	.425	0-0	.000	61-96	.635	127	14.1	23	28-1	11	25	30	175	19.4
1999	17	600	87-180	.483	0-0	.000	91-126	.722	168	9.9	43	61-1	28	40	40	265	15.6
2000	4	155	31-83	.373	0-1	.000	32-42	.762	55	13.8	10	15-0	7	8	12	94	23.5
2001	13	409	75-159	.472	0-1	.000	66-95	.695	153	11.8	22	42-0	17	28	31	116	16.6
2002	4	81	9-19	.474	0-0	.000	0-4	.000	23	5.8	5	14-0	3	2	3	18	4.5
2003	23	539	64-118	.542	0-0	.000	52-78	.667	152	6.6	21	63-3	18	24	31	180	7.8
<b>TOT</b>	<b>123</b>	<b>4221</b>	<b>768-1604</b>	<b>.479</b>	<b>1-10</b>	<b>.100</b>	<b>684-966</b>	<b>.708</b>	<b>1301</b>	<b>10.6</b>	<b>280</b>	<b>423-9</b>	<b>151</b>	<b>280</b>	<b>312</b>	<b>2221</b>	<b>18.1</b>

## NBA ALL-STAR GAMES (10 Years)

1990	1	25	7-12	.583	0-0	.000	1-2	.500	10	10.0	1	1-0	2	1	1	15	15.0
1991	1	18	6-13	.462	0-0	.000	4-5	.800	6	6.0	0	5-0	2	2	3	16	16.0
1992	1	18	7-9	.778	0-0	.000	5-8	.625	5	5.0	2	3-0	3	0	1	19	19.0
1993	1	26	7-10	.700	0-0	.000	7-12	.583	10	10.0	1	4-0	0	1	1	21	21.0
1994	1	21	6-13	.462	0-0	.000	7-10	.700	5	5.0	0	2-0	0	1	2	19	19.0
1995	1	14	3-5	.600	0-0	.000	4-6	.667	3	3.0	2	2-0	2	1	1	10	10.0
1996	1	23	8-13	.615	0-0	.000	2-2	.100	11	11.0	2	4-0	2	1	2	18	18.0
1998	1	22	3-4	.750	0-0	.000	9-10	.900	6	6.0	0	1-0	2	2	2	15	15.0
2000	1	7	0-1	.000	0-0	.000	0-0	.000	2	2.0	0	1-0	0	1	0	0	0.0
2001	1	10	3-5	.600	0-0	.000	2-4	.500	4	4.0	0	3-0	0	1	0	8	8.0
<b>TOT</b>	<b>10</b>	<b>184</b>	<b>50-85</b>	<b>.588</b>	<b>0-0</b>	<b>.000</b>	<b>41-59</b>	<b>.695</b>	<b>62</b>	<b>6.2</b>	<b>8</b>	<b>26-0</b>	<b>13</b>	<b>11</b>	<b>13</b>	<b>141</b>	<b>14.1</b>

**ROBINSON, GLENN #3** 6-7 F Purdue '94 1/10/73

How Obtained: Signed as free agent, 4/4/05

How Departed: Unsigned free agent, 8/0/05

NBA (1 Year)

YEAR	GP	MIN	FGM-FGA	PCT	3-POINT FGM-FGA	PCT	FTM-FTA	PCT	REBS	AVG	AST	PF-DQ	STL	TO	BLK	PTS	AVG
04-05	9	157	34-77	.442	2-6	.333	20-23	.870	24	2.7	8	19-0	4	7	3	90	10.0

NBA PLAYOFFS (1 Year)

2005	13	113	16-45	.356	3-10	.300	15-17	.882	21	1.6	1	20-0	3	6	7	50	3.8
------	----	-----	-------	------	------	------	-------	------	----	-----	---	------	---	---	---	----	-----

**ROBINSON, OLIVER #1** 6-4 G Ala-Birmingham '86 3/13/60

How Obtained: Second round pick, 1982 Draft, 24th overall

How Departed: Waived, 10/18/83

NBA (1 Year)

YEAR	GP	MIN	FGM-FGA	PCT	3-POINT FGM-FGA	PCT	FTM-FTA	PCT	REBS	AVG	AST	PF-DQ	STL	TO	BLK	PTS	AVG
82-83	35	147	35-97	.361	1-11	.091	30-45	.667	17	0.5	21	18-0	4	13	2	101	2.9

**ROBISCH, DAVE #25** 6-10 C Kansas '71 12/22/49

How Obtained: Signed 10-day contract, 1/12/84

How Departed: Waived, 1/22/84

NBA (1 Year)

YEAR	GP	MIN	FGM-FGA	PCT	3-POINT FGM-FGA	PCT	FTM-FTA	PCT	REBS	AVG	AST	PF-DQ	STL	TO	BLK	PTS	AVG
83-84	4	37	4-8	.500	0-0	.000	0-0	.000	8	2.0	1	8-1	0	1	0	8	2.0

**RODMAN, DENNIS #10** 6-8 F SE Oklahoma State '86 6/3/63

How Obtained: From Detroit, with I. Morris and future considerations, for S. Elliott and D. Wood, 10/1/93

How Departed: Traded to Chicago for Perdue and other considerations, 10/2/95

NBA (2 Years)

YEAR	GP	MIN	FGM-FGA	PCT	3-POINT FGM-FGA	PCT	FTM-FTA	PCT	REBS	AVG	AST	PF-DQ	STL	TO	BLK	PTS	AVG
93-94	79	2989	156-292	.534	5-24	.208	53-102	.520	1367	17.3	184	229-0	52	138	32	370	4.7
94-95	49	1568	137-240	.571	0-2	.000	75-111	.676	823	16.8	97	159-1	31	98	23	349	7.1
<b>TOT</b>	<b>128</b>	<b>4557</b>	<b>293-532</b>	<b>.551</b>	<b>5-26</b>	<b>.192</b>	<b>128-213</b>	<b>.601</b>	<b>2190</b>	<b>17.1</b>	<b>281</b>	<b>388-1</b>	<b>83</b>	<b>236</b>	<b>55</b>	<b>719</b>	<b>5.6</b>

NBA PLAYOFFS (2 Years)

1994	3	114	12-24	.500	0-5	.000	1-6	.167	48	16.0	2	14-0	6	6	4	25	8.3
1995	14	559	52-96	.542	0-5	.000	20-35	.571	207	14.8	18	51-1	12	25	0	124	8.9
<b>TOT</b>	<b>17</b>	<b>573</b>	<b>64-120</b>	<b>.533</b>	<b>0-10</b>	<b>.000</b>	<b>21-41</b>	<b>.512</b>	<b>255</b>	<b>15.0</b>	<b>20</b>	<b>65-1</b>	<b>18</b>	<b>31</b>	<b>4</b>	<b>149</b>	<b>8.8</b>

**ROSE, MALIK #31** 6-7 F Drexel '96 11/23/74

How Obtained: Signed as free agent, 9/29/97

How Departed: Traded to New York, along with two first round picks, for Mohammed and Brewer, 2/24/05

NBA (8 Years)

YEAR	GP	MIN	FGM-FGA	PCT	3-POINT FGM-FGA	PCT	FTM-FTA	PCT	REBS	AVG	AST	PF-DQ	STL	TO	BLK	PTS	AVG
97-98	53	429	59-136	.434	1-3	.333	39-61	.639	90	1.7	19	79-1	21	44	7	158	3.0
98-99	47	608	93-201	.463	0-1	.000	98-146	.671	182	3.9	29	120-0	40	56	22	284	6.0
99-00	74	1341	176-385	.457	1-3	.333	143-198	.722	335	4.5	47	232-2	35	99	52	496	6.7
00-01	57	1219	160-368	.435	3-17	.176	114-160	.713	308	5.4	48	148-1	59	74	40	437	7.7
01-02	82	1725	293-633	.463	1-12	.083	185-257	.720	492	6.0	61	208-2	70	140	42	772	9.4
02-03	79	1933	289-630	.459	2-5	.400	242-306	.791	506	6.4	124	206-2	57	170	40	822	10.4
03-04	67	1256	173-404	.428	0-3	.000	183-225	.813	320	4.8	69	164-1	36	112	24	529	7.9
04-05	50	862	124-267	.464	0-4	.000	69-99	.697	227	4.5	41	124-1	31	56	9	317	6.3
<b>TOT</b>	<b>509</b>	<b>9373</b>	<b>1367-3024</b>	<b>.452</b>	<b>8-48</b>	<b>.167</b>	<b>1073-1452</b>	<b>.739</b>	<b>2460</b>	<b>4.8</b>	<b>438</b>	<b>1281-10</b>	<b>349</b>	<b>751</b>	<b>236</b>	<b>3815</b>	<b>7.5</b>

NBA PLAYOFFS (7 Years)

1998	5	18	4-6	.667	0-0	.000	2-4	.500	7	1.4	1	2-0	1	4	0	10	2.0
1999	17	194	14-38	.368	0-0	.000	18-26	.692	39	2.3	3	5-0	7	10	4	46	2.7
2000	4	83	8-18	.444	0-0	.000	5-9	.556	19	4.8	1	12-0	2	7	3	21	5.3
2001	13	215	23-55	.418	1-3	.333	17-20	.850	49	3.8	4	38-0	3	10	1	64	4.9
2002	10	292	46-96	.479	0-1	.000	37-50	.740	79	7.9	14	31-0	10	12	5	129	12.9
2003	24	560	75-179	.419	0-3	.000	72-94	.766	138	5.8	24	72-0	16	43	11	222	9.3
2004	7	58	4-16	.250	0-2	.000	2-4	.500	17	2.4	6	6-0	4	8	2	10	1.4
<b>TOT</b>	<b>80</b>	<b>1420</b>	<b>174-408</b>	<b>.426</b>	<b>1-9</b>	<b>.111</b>	<b>153-207</b>	<b>.739</b>	<b>348</b>	<b>4.4</b>	<b>53</b>	<b>213-0</b>	<b>43</b>	<b>94</b>	<b>26</b>	<b>502</b>	<b>6.3</b>

# FORMER SPURS STATISTICS

<b>ROTH, SCOTT #3</b>														6-8	F	Wisconsin '85				6/3/63			
How Obtained: Signed 10-day contract, 1/4/89; Signed for season, 1/13/89																							
How Departed: Selected by Minnesota in the 1989 Expansion Draft, 6/15/89																							
NBA (1 Year)																							
<b>YEAR</b>	<b>GP</b>	<b>MIN</b>	<b>FGM-FGA</b>	<b>PCT</b>	<b>3-POINT FGM-FGA</b>	<b>PCT</b>	<b>FTM-FTA</b>	<b>PCT</b>	<b>REBS</b>	<b>AVG</b>	<b>AST</b>	<b>PF-DQ</b>	<b>STL</b>	<b>TO</b>	<b>BLK</b>	<b>PTS</b>	<b>AVG</b>						
88-89	47	464	52-143	.364	2-10	.200	52-76	.684	56	1.2	48	55-0	19	33	4	158	3.4						
<b>ROYAL, DONALD #5</b>																							
How Obtained: Signed as free agent, 12/3/91																							
How Departed: Waived, 6/25/92																							
NBA (1 Year)																							
<b>YEAR</b>	<b>GP</b>	<b>MIN</b>	<b>FGM-FGA</b>	<b>PCT</b>	<b>3-POINT FGM-FGA</b>	<b>PCT</b>	<b>FTM-FTA</b>	<b>PCT</b>	<b>REBS</b>	<b>AVG</b>	<b>AST</b>	<b>PF-DQ</b>	<b>STL</b>	<b>TO</b>	<b>BLK</b>	<b>PTS</b>	<b>AVG</b>						
91-92	60	718	80-178	.449	0-0	.000	92-133	.692	124	2.1	34	73-0	25	39	7	252	4.2						
NBA PLAYOFFS (1 Year)																							
1992	3	57	5-9	.556	0-0	.000	5-9	.556	12	4.0	0	7-0	2	6	2	15	5.0						
<b>SANDERS, FRANKIE #45</b>																							
How Obtained: First round pick, 1978 Draft, 20th overall																							
How Departed: Waived, 12/78																							
NBA (1 Year)																							
<b>YEAR</b>	<b>GP</b>	<b>MIN</b>	<b>FGM-FGA</b>	<b>PCT</b>	<b>3-POINT FGM-FGA</b>	<b>PCT</b>	<b>FTM-FTA</b>	<b>PCT</b>	<b>REBS</b>	<b>AVG</b>	<b>AST</b>	<b>PF-DQ</b>	<b>STL</b>	<b>TO</b>	<b>BLK</b>	<b>PTS</b>	<b>AVG</b>						
78-79	22	263	50-127	.394	—	—	32-41	.780	59	2.7	35	44-1	14	32	3	132	6.0						
<b>SANDERS, MELVIN #34</b>																							
6-5 G/F Oklahoma State '05 1/3/81																							
How Obtained: (1) Signed as free agent, 11/9/05. (2) Signed to a 10-day contract, 1/22/06. (3) Signed to a second 10-day contract, 3/16/06. (4) Signed as a free agent, 3/26/06.																							
How Departed: (1) Waived, 11/29/05. (2) Unsigned free agent, 2/1/06. (3) Waived 10/26/06.																							
NBA (1 Year)																							
<b>YEAR</b>	<b>GP</b>	<b>MIN</b>	<b>FGM-FGA</b>	<b>PCT</b>	<b>3-POINT FGM-FGA</b>	<b>PCT</b>	<b>FTM-FTA</b>	<b>PCT</b>	<b>REBS</b>	<b>AVG</b>	<b>AST</b>	<b>PF-DQ</b>	<b>STL</b>	<b>TO</b>	<b>BLK</b>	<b>PTS</b>	<b>AVG</b>						
05-06	16	111	16-33	.485	2-3	.667	7-10	.700	23	1.4	92	20-0	3	8	0	41	2.6						
<b>SANDERS, MIKE #35</b>																							
How Obtained: Signed as free agent, 2/9/83																							
How Departed: Waived, 10/17/83																							
NBA (1 Year)																							
<b>YEAR</b>	<b>GP</b>	<b>MIN</b>	<b>FGM-FGA</b>	<b>PCT</b>	<b>3-POINT FGM-FGA</b>	<b>PCT</b>	<b>FTM-FTA</b>	<b>PCT</b>	<b>REBS</b>	<b>AVG</b>	<b>AST</b>	<b>PF-DQ</b>	<b>STL</b>	<b>TO</b>	<b>BLK</b>	<b>PTS</b>	<b>AVG</b>						
82-83	26	393	76-157	.484	0-2	.000	31-43	.721	94	3.6	19	57-0	18	28	6	183	7.0						
NBA PLAYOFFS (1 Year)																							
1983	6	25	7-13	.538	0-0	.000	0-0	.000	9	1.5	4	3-0	0	0	0	14	2.3						
<b>SASSER, JASON #35</b>																							
How Obtained: Signed 10-day contract, 1/6/97; Signed 10-day contract, 1/17/97																							
NBA (1 Year)																							
<b>YEAR</b>	<b>GP</b>	<b>MIN</b>	<b>FGM-FGA</b>	<b>PCT</b>	<b>3-POINT FGM-FGA</b>	<b>PCT</b>	<b>FTM-FTA</b>	<b>PCT</b>	<b>REBS</b>	<b>AVG</b>	<b>AST</b>	<b>PF-DQ</b>	<b>STL</b>	<b>TO</b>	<b>BLK</b>	<b>PTS</b>	<b>AVG</b>						
96-97	6	62	8-19	.421	1-2	.500	0-0	.000	7	1.2	1	11-0	2	2	0	17	2.8						
<b>SCALES, ALEX #25</b>																							
How Obtained: Signed as free agent, 11/17/05																							
How Departed: Waived, 11/29/05																							
NBA (1 Year)																							
<b>YEAR</b>	<b>GP</b>	<b>MIN</b>	<b>FGM-FGA</b>	<b>PCT</b>	<b>3-POINT FGM-FGA</b>	<b>PCT</b>	<b>FTM-FTA</b>	<b>PCT</b>	<b>REBS</b>	<b>AVG</b>	<b>AST</b>	<b>PF-DQ</b>	<b>STL</b>	<b>TO</b>	<b>BLK</b>	<b>PTS</b>	<b>AVG</b>						
05-06	1	1	0-0	.000	0-0	.000	0-0	.000	0	0.0	0	0-0	0	0	0	0	0.0						
<b>SCHINTZIUS, DWAYNE #24</b>																							
How Obtained: First round pick, 1990 Draft, 24th overall																							
How Departed: Traded to Sacramento, with a second round pick in '94, for Carr, 9/23/91																							
NBA (1 Year)																							
<b>YEAR</b>	<b>GP</b>	<b>MIN</b>	<b>FGM-FGA</b>	<b>PCT</b>	<b>3-POINT FGM-FGA</b>	<b>PCT</b>	<b>FTM-FTA</b>	<b>PCT</b>	<b>REBS</b>	<b>AVG</b>	<b>AST</b>	<b>PF-DQ</b>	<b>STL</b>	<b>TO</b>	<b>BLK</b>	<b>PTS</b>	<b>AVG</b>						
90-91	42	398	68-155	.439	0-2	.000	22-40	.550	121	2.9	17	64-0	2	34	29	158	3.8						
<b>SCOTT, SHAWNELLE #36</b>																							
How Obtained: Signed as free agent, 8/11/00																							
How Departed: Unsigned free agent, 7/18/01																							
NBA (1 Year)																							
<b>YEAR</b>	<b>GP</b>	<b>MIN</b>	<b>FGM-FGA</b>	<b>PCT</b>	<b>3-POINT FGM-FGA</b>	<b>PCT</b>	<b>FTM-FTA</b>	<b>PCT</b>	<b>REBS</b>	<b>AVG</b>	<b>AST</b>	<b>PF-DQ</b>	<b>STL</b>	<b>TO</b>	<b>BLK</b>	<b>PTS</b>	<b>AVG</b>						
00-01	27	144	17-41	.415	0-0	.000	9-22	.409	50	1.9	4	23-0	5	11	6	43	1.6						
NBA PLAYOFFS (1 Year)																							
2001	7	13	1-4	.250	0-2	.000	1-1	1.000	2	0.3	0	2-0	0	3	0	3	0.4						
<b>SHUMATE, JOHN #34</b>																							
How Obtained: From Houston with cash for Paultz, 1/18/79																							
How Departed: Traded to Seattle but returned (failed physical), Waived, 11/24/80																							
NBA (1 Year)																							
<b>YEAR</b>	<b>GP</b>	<b>MIN</b>	<b>FGM-FGA</b>	<b>PCT</b>	<b>3-POINT FGM-FGA</b>	<b>PCT</b>	<b>FTM-FTA</b>	<b>PCT</b>	<b>REBS</b>	<b>AVG</b>	<b>AST</b>	<b>PF-DQ</b>	<b>STL</b>	<b>TO</b>	<b>BLK</b>	<b>PTS</b>	<b>AVG</b>						
79-80	27	777	138-263	.525	0-1	.000	115-147	.782	214	7.9	52	71-1	23	50	31	391	14.5						
NBA PLAYOFFS (1 Year)																							
1980	3	78	9-20	.450	0-0	.000	3-3	1.000	13	4.3	5	9-0	4	5	4	21	7.0						

# FORMER SPURS STATISTICS

## SILAS, JAMES #13

6-3 G S.F. Austin '72

2/11/49

How Obtained: Signed as free agent with Dallas, 1972

How Departed: Traded to Cleveland, with Yonakor, for cash and a second round pick in '82, 6/16/81

ABA (3 Years)

YEAR	GP	MIN	FGM-FGA	PCT	3-POINT			REBS	AVG	AST	PF-DQ	STL	TO	BLK	PTS	AVG	
					FGM-FGA	PCT	FTM-FTA										
73-74	84	3096	486-1017	.478	0-1	.000	349-420	.831	343	4.1	319	256-0	90	220	8	1321	15.7
74-75	82	3105	578-1136	.509	0-2	.000	430-486	.885	310	3.8	398	232-0	111	230	17	1586	19.3
75-76	84	3112	718-1384	.519	0-2	.000	564-647	.872	335	4.0	452	263-0	155	254	24	2000	23.8
<b>TOT</b>	<b>250</b>	<b>9313</b>	<b>1782-3537</b>	<b>.504</b>	<b>0-5</b>	<b>.000</b>	<b>1343-1553</b>	<b>.865</b>	<b>988</b>	<b>4.0</b>	<b>1169</b>	<b>751-0</b>	<b>356</b>	<b>704</b>	<b>49</b>	<b>4907</b>	<b>19.6</b>

NBA (5 Years)

76-77	22	356	61-142	.430	—	—	87-107	.813	32	1.5	50	36-0	13	—	3	209	9.5
77-78	37	311	43-97	.443	—	—	60-73	.822	23	0.6	38	29-0	11	30	1	146	3.9
78-79	79	2171	466-922	.505	—	—	334-402	.831	183	2.3	273	215-1	76	199	20	1266	16.0
79-80	77	2293	513-999	.514	0-4	.000	339-382	.887	167	2.2	347	206-2	61	192	14	1365	17.7
80-81	75	2055	476-997	.477	0-2	.000	374-440	.850	231	3.1	285	129-0	51	159	12	1326	17.7
<b>TOT</b>	<b>290</b>	<b>7186</b>	<b>1559-3157</b>	<b>.495</b>	<b>0-6</b>	<b>.000</b>	<b>1194-1404</b>	<b>.850</b>	<b>636</b>	<b>2.2</b>	<b>993</b>	<b>615-3</b>	<b>212</b>	<b>580</b>	<b>50</b>	<b>4312</b>	<b>14.9</b>

ABA PLAYOFFS (3 Years)

1974	7	294	49-104	.471	0-1	.000	26-38	.684	38	5.4	32	15-0	14	21	1	132	18.9
1975	6	271	41-87	.471	0-0	.000	31-40	.775	18	3.0	60	27-0	9	16	1	113	18.8
1976	1	26	3-10	.300	0-0	.000	4-4	1.000	4	4.0	0	3-0	1	2	0	10	10.0
<b>TOT</b>	<b>14</b>	<b>591</b>	<b>93-201</b>	<b>.463</b>	<b>0-1</b>	<b>.000</b>	<b>61-82</b>	<b>.744</b>	<b>60</b>	<b>4.3</b>	<b>92</b>	<b>45-0</b>	<b>24</b>	<b>39</b>	<b>2</b>	<b>255</b>	<b>18.2</b>

NBA PLAYOFFS (4 Years)

1978	3	19	3-10	.300	—	—	1-2	.500	0	0.0	1	1-0	1	1	0	7	2.3
1979	14	475	102-215	.474	—	—	63-80	.788	42	3.0	66	39-0	21	36	1	267	19.1
1980	3	90	16-36	.444	0-0	.000	11-11	1.000	7	2.3	9	8-0	6	5	1	43	14.3
1981	7	161	27-69	.391	0-0	.000	26-32	.813	15	2.1	19	9-0	4	18	0	80	11.4
<b>TOT</b>	<b>27</b>	<b>745</b>	<b>148-330</b>	<b>.448</b>	<b>0-0</b>	<b>.000</b>	<b>101-125</b>	<b>.808</b>	<b>64</b>	<b>2.4</b>	<b>95</b>	<b>57-0</b>	<b>32</b>	<b>60</b>	<b>2</b>	<b>397</b>	<b>14.7</b>

ABA ALL-STAR GAMES (2 Years)

1975	1	23	5-7	.714	0-0	.000	11-11	1.000	3	3.0	5	3-0	2	2	0	21	21.0
1976	1	23	6-10	.600	0-0	.000	8-8	1.000	0	0.0	5	6-0	1	3	0	20	20.0
<b>TOT</b>	<b>2</b>	<b>46</b>	<b>11-17</b>	<b>.647</b>	<b>0-0</b>	<b>.000</b>	<b>19-19</b>	<b>1.000</b>	<b>3</b>	<b>1.5</b>	<b>10</b>	<b>9-0</b>	<b>3</b>	<b>5</b>	<b>0</b>	<b>41</b>	<b>20.5</b>

## SIMS, SCOTT #20

6-1 G Missouri '77

4/18/55

How Obtained: Fifth round pick, 1977 Draft

How Departed: Waived, 11/28/77

NBA (1 Year)

YEAR	GP	MIN	FGM-FGA	PCT	3-POINT			REBS	AVG	AST	PF-DQ	STL	TO	BLK	PTS	AVG	
					FGM-FGA	PCT	FTM-FTA										
77-78	12	95	10-26	.385	—	—	10-15	.667	13	1.1	20	16-0	3	19	0	30	2.5

## SIMMONS, BOBBY #1

6-6 F DePaul '01

6/2/80

How Obtained: Signed as free agent, 9/25/10

How Departed: Waived, 11/5/10

NBA (1 Year)

YEAR	GP	MIN	FGM-FGA	PCT	3-POINT			REBS	AVG	AST	PF-DQ	STL	TO	BLK	PTS	AVG
					FGM-FGA	PCT	FTM-FTA									
10-11	2	16	0-3	0.000	0-3	0.000	0-0	0.000	0	0.0	2	2-0	0	0	0	0.0

## SMART, KEITH #3

6-1 G Indiana '88

9/21/64

How Obtained: Claimed off waivers from Golden State, 10/21/88

How Departed: Waived, 11/10/88

NBA (1 Year)

YEAR	GP	MIN	FGM-FGA	PCT	3-POINT			REBS	AVG	AST	PF-DQ	STL	TO	BLK	PTS	AVG	
					FGM-FGA	PCT	FTM-FTA										
88-89	2	12	0-2	.000	0-1	.000	2-2	1.000	1	0.5	2	0-0	0	2	0	2	1.0

## SMITH, CHARLES #54

6-10 F Pittsburgh '88

7/16/65

How Obtained: From New York, with M. Williams, for Lohaus, Reid and a first round pick in '96, 2/8/96

How Departed: Waived, 1/6/98

NBA (2 Years)

YEAR	GP	MIN	FGM-FGA	PCT	3-POINT			REBS	AVG	AST	PF-DQ	STL	TO	BLK	PTS	AVG	
					FGM-FGA	PCT	FTM-FTA										
95-96	32	826	130-284	.458	0-0	.000	46-60	.767	202	6.3	36	100-1	32	45	29	306	9.6
96-97	19	329	34-84	.405	0-1	.000	20-26	.769	65	3.4	14	44-0	13	22	22	88	4.6
<b>TOT</b>	<b>51</b>	<b>1155</b>	<b>164-368</b>	<b>.446</b>	<b>0-1</b>	<b>.000</b>	<b>66-86</b>	<b>.767</b>	<b>267</b>	<b>5.2</b>	<b>50</b>	<b>144-1</b>	<b>45</b>	<b>67</b>	<b>51</b>	<b>394</b>	<b>7.7</b>

NBA PLAYOFFS (1 Year)

1996	10	165	24-48	.500	0-0	.000	3-8	.375	37	3.7	10	28-0	7	8	10	51	5.1
------	----	-----	-------	------	-----	------	-----	------	----	-----	----	------	---	---	----	----	-----

## SMITH, CHARLES #5

6-4 G New Mexico '97

8/22/75

How Obtained: Signed as free agent, 8/1/01

How Departed: Traded to Portland, with Daniels and McCaskill, for Kerr, Barkley and a second round pick in '03, 8/5/02

NBA (1 Year)

YEAR	GP	MIN	FGM-FGA	PCT	3-POINT			REBS	AVG	AST	PF-DQ	STL	TO	BLK	PTS	AVG	
					FGM-FGA	PCT	FTM-FTA										
01-02	60	1141	182-428	.425	35-131	.267	42-65	.646	133	2.2	80	114-1	52	59	44	441	7.4

NBA PLAYOFFS (1 Year)

2002	4	19	2-3	.667	0-0	.000	1-2	.500	3	0.8	2	5-0	2	3	1	5	1.3
------	---	----	-----	------	-----	------	-----	------	---	-----	---	-----	---	---	---	---	-----

## SMITH, KEN #2

6-7 F Tulsa '75

7/12/53

How Obtained: Fourth round pick, 1975 Draft

How Departed: Waived, 10/19/76

ABA (1 Year)

YEAR	GP	MIN	FGM-FGA	PCT	3-POINT			REBS	AVG	AST	PF-DQ	STL	TO	BLK	PTS	AVG	
					FGM-FGA	PCT	FTM-FTA										
75-76	19	164	34-83	.410	1-5	.200	13-16	.813	24	1.3	7	22-0	4	8	0	82	4.3

# FORMER SPURS STATISTICS

<b>SMITH, LARRY #2</b>															6-8	F	Alcorn State '80	1/18/58						
How Obtained: Signed as free agent, 8/10/92																								
How Departed: Retired, 5/93																								
NBA (1 Year)																								
YEAR	GP	MIN	FGM-FGA	PCT	3-POINT FGM-FGA	PCT	FTM-FTA	PCT	REBS	AVG	AST	PF-DQ	STL	TO	BLK	PTS	AVG							
92-93	66	833	38-87	.437	0-0	.000	9-22	.409	268	4.1	28	133-2	23	39	16	85	1.3							
NBA PLAYOFFS (1 Year)																								
1993	6	50	2-3	.667	0-0	.000	3-4	.750	16	2.7	1	16-0	4	1	2	7	1.2							

<b>SMITH, ROBERT #20</b>															5-11	G	UNLV '77	3/10/55						
How Obtained: Signed as free agent, 3/23/83																								
How Departed: Waived, 10/14/83																								
NBA (1 Year)																								
YEAR	GP	MIN	FGM-FGA	PCT	3-POINT FGM-FGA	PCT	FTM-FTA	PCT	REBS	AVG	AST	PF-DQ	STL	TO	BLK	PTS	AVG							
82-83	7	25	5-11	.455	0-1	.000	2-2	1.000	3	0.4	2	6-0	1	3	0	12	1.7							
NBA PLAYOFFS (1 Year)																								
1983	6	19	4-9	.444	0-1	.000	2-2	1.000	5	0.8	6	2-0	1	1	0	10	1.7							

<b>SMITH, STEVE #8</b>															6-8	G	Michigan St '91	3/31/69						
How Obtained: From Portland for D. Anderson and Kerr, 7/25/01																								
How Departed: Unsigned free agent, 7/16/03																								
NBA (2 Years)																								
YEAR	GP	MIN	FGM-FGA	PCT	3-POINT FGM-FGA	PCT	FTM-FTA	PCT	REBS	AVG	AST	PF-DQ	STL	TO	BLK	PTS	AVG							
01-02	77	2211	310-682	.455	116-246	.472	159-181	.878	193	2.5	151	158-0	54	108	15	895	11.6							
02-03	53	1032	113-291	.388	39-118	.331	95-114	.833	99	1.9	70	79-0	28	43	9	360	6.8							
<b>TOT</b>	<b>130</b>	<b>3243</b>	<b>423-973</b>	<b>.435</b>	<b>155-364</b>	<b>.426</b>	<b>254-295</b>	<b>.861</b>	<b>292</b>	<b>2.2</b>	<b>221</b>	<b>294-1</b>	<b>82</b>	<b>151</b>	<b>24</b>	<b>1255</b>	<b>9.7</b>							
NBA PLAYOFFS (2 Years)																								
2002	10	298	32-87	.368	10-38	.263	29-30	.967	34	3.4	17	20-0	8	7	1	103	10.3							
2003	9	66	5-24	.208	2-12	.167	4-4	1.000	7	0.8	6	3-0	1	2	0	16	1.8							
<b>TOT</b>	<b>19</b>	<b>364</b>	<b>37-111</b>	<b>.333</b>	<b>12-50</b>	<b>.240</b>	<b>33-34</b>	<b>.971</b>	<b>41</b>	<b>2.2</b>	<b>23</b>	<b>71-0</b>	<b>9</b>	<b>9</b>	<b>1</b>	<b>119</b>	<b>6.3</b>							

<b>SMREK, MIKE #52</b>															7-0	C	Canisius '85	8/31/62						
How Obtained: From L.A. Lakers for a second round pick in '90, 11/2/88																								
How Departed: Unsigned free agent, 7/1/89																								
NBA (1 Year)																								
YEAR	GP	MIN	FGM-FGA	PCT	3-POINT FGM-FGA	PCT	FTM-FTA	PCT	REBS	AVG	AST	PF-DQ	STL	TO	BLK	PTS	AVG							
88-89	43	623	72-153	.471	0-0	.000	49-76	.645	129	3.0	12	102-2	13	48	58	193	4.5							

<b>SPENCER, FELTON #16</b>															7-0	C	Louisville '90	1/5/68						
How Obtained: Signed as free agent, 8/31/99																								
How Departed: Unsigned free agent, 8/1/00																								
NBA (1 Year)																								
YEAR	GP	MIN	FGM-FGA	PCT	3-POINT FGM-FGA	PCT	FTM-FTA	PCT	REBS	AVG	AST	PF-DQ	STL	TO	BLK	PTS	AVG							
99-00	26	149	15-33	.455	0-0	.000	20-30	.667	39	1.5	3	32-0	6	9	8	50	1.9							

<b>SPLITTER, TIAGO #22</b>															6-11	F	Brazil	1/1/85						
How Obtained: First round pick, 2007 NBA Draft, 28th overall																								
How Departed: Traded to Atlanta for a protected 2017 second round draft pick and the draft rights to Georgios Printezis																								
NBA (5 Years)																								
YEAR	GP	MIN	FGM-FGA	PCT	3-POINT FGM-FGA	PCT	FTM-FTA	PCT	REBS	AVG	AST	PF-DQ	STL	TO	BLK	PTS	AVG							
10-11	60	738	101-191	.529	0-1	.000	76-140	.543	201	3.4	26	91-0	29	32	17	278	4.6							
11-12	59	1121	212-343	.618	0-0	.000	125-181	.691	306	5.2	65	134-0	21	87	47	549	9.3							
12-13	81	1997	315-563	.560	0-2	.000	208-285	.730	515	6.4	130	161-2	63	100	64	838	10.3							
13-14	59	1271	181-346	.523	0-3	.000	121-173	.699	363	6.2	90	117-0	29	75	31	483	8.2							
14-15	52	1030	169-303	.558	0-0	.000	90-120	.750	252	4.8	78	103-0	35	60	37	428	8.2							
<b>TOT</b>	<b>311</b>	<b>6157</b>	<b>978-1746</b>	<b>.560</b>	<b>0-6</b>	<b>.000</b>	<b>620-899</b>	<b>.690</b>	<b>1637</b>	<b>5.3</b>	<b>389</b>	<b>606-2</b>	<b>177</b>	<b>354</b>	<b>196</b>	<b>2576</b>	<b>8.3</b>							
NBA PLAYOFFS (5 Years)																								
2011	3	50	10-16	.625	0-0	.000	0-3	.000	14	4.7	1	4-0	3	2	1	20	6.7							
2012	13	168	30-47	.638	0-0	.000	16-43	.372	36	2.8	10	24-0	5	9	4	76	5.8							
2013	19	388	45-84	.536	0-1	.000	26-33	.788	58	3.1	23	46-0	15	24	14	116	6.1							
2014	23	516	61-100	.610	0-1	.000	51-71	.718	140	6.1	46	53-1	16	18	11	173	7.5							
2015	7	123	9-24	.375	0-0	.000	6-19	.316	31	4.4	9	17-0	4	7	1	24	3.4							
<b>TOT</b>	<b>65</b>	<b>1245</b>	<b>155-271</b>	<b>.572</b>	<b>0-2</b>	<b>.000</b>	<b>99-169</b>	<b>.586</b>	<b>279</b>	<b>4.3</b>	<b>89</b>	<b>144-1</b>	<b>43</b>	<b>60</b>	<b>31</b>	<b>409</b>	<b>6.3</b>							

<b>STOUDAMIRE, DAMON #3</b>															5-10	G	Arizona '95	9/3/73						
How Obtained: Signed as free agent, 2/3/08																								
How Departed: Unsigned free agent, 7/08																								
NBA (1 Year)																								
YEAR	GP	MIN	FGM-FGA	PCT	3-POINT FGM-FGA	PCT	FTM-FTA	PCT	REBS	AVG	AST	PF-DQ	STL	TO	BLK	PTS	AVG							
07-08	31	413	43-143	.301	14-55	.255	6-8	.750	47	1.4	53	30-0	11	30	2	106	3.4							
NBA PLAYOFFS (1 Year)																								
2008	7	35	5-15	.333	1-4	.250	2-3	.667	7	1.0	2	0-0	1	1	0	13	1.9							

<b>STRICKLAND, ROD #1</b>															6-3	G	DePaul '88	7/11/66						
How Obtained: From New York for Cheeks, 2/21/90																								
How Departed: Unsigned free agent, 7/1/92																								
NBA (3 Years)																								
YEAR	GP	MIN	FGM-FGA	PCT	3-POINT FGM-FGA	PCT	FTM-FTA	PCT	REBS	AVG	AST	PF-DQ	STL	TO	BLK	PTS	AVG							
89-90	31	1121	173-370	.468	2-9	.222	91-148	.615	133	4.3	249	89-3	57	85	6	439	14.2							
90-91	58	2076	314-651	.482	11-33	.333	161-211	.763	219	3.8	463	125-0	117	156	11	800	13.8							
91-92	57	2053	300-659	.455	5-15	.333	182-265	.687	265	4.6	491	122-0	118	160	17	787	13.8							
<b>TOT</b>	<b>146</b>	<b>5250</b>	<b>987-1680</b>	<b>.469</b>	<b>18-57</b>	<b>.316</b>	<b>434-624</b>	<b>.696</b>	<b>617</b>	<b>4.2</b>	<b>1203</b>	<b>336-3</b>	<b>292</b>	<b>401</b>	<b>34</b>	<b>2026</b>	<b>13.9</b>							
NBA PLAYOFFS (3 Years)																								
1990	10	384	54-127	.425	0-7	.000	15-27	.556	53	5.3	112	30-2	14	34	0	123	12.3							
1991	4	168	29-67	.433	0-6	.000	17-21	.810	21	5.3	35	14-0	9	13	0	75	18.8							
1992	2	80	13-22	.591	0-0	.000	5-8	.625	7	3.5	19	8-0	3	6	2	31	15.5							
<b>TOT</b>	<b>16</b>	<b>632</b>	<b>96-216</b>	<b>.444</b>	<b>0-13</b>	<b>.000</b>	<b>37-56</b>	<b>.661</b>	<b>81</b>	<b>5.1</b>	<b>166</b>	<b>52-0</b>	<b>26</b>	<b>53</b>	<b>2</b>	<b>229</b>	<b>14.3</b>							



# FORMER SPURS STATISTICS

**STROEDER, JOHN #32** 6-10 C Montana '80 7/24/58

How Obtained: Signed as free agent, 11/10/88

How Departed: Waived, 11/14/88

NBA (1 Year)

YEAR	GP	MIN	FGM-FGA	PCT	3-POINT FGM-FGA	PCT	FTM-FTA	PCT	REBS	AVG	AST	PF-DQ	STL	TO	BLK	PTS	AVG
88-89	1	2	0-0	.000	0-0	.000	0-0	.000	0	0.0	0	2-0	0	1	0	0	0.0

**SUNDVOLD, JON #20** 6-2 G Missouri '83 7/2/61

How Obtained: From Seattle for a second round pick in '86, 10/23/85

How Departed: Selected by Miami in the 1988 Expansion Draft, 6/23/88

NBA (3 Years)

YEAR	GP	MIN	FGM-FGA	PCT	3-POINT FGM-FGA	PCT	FTM-FTA	PCT	REBS	AVG	AST	PF-DQ	STL	TO	BLK	PTS	AVG
85-86	70	1150	220-476	.462	21-60	.350	39-48	.813	80	1.1	261	110-0	34	85	0	500	7.1
86-87	76	1765	365-751	.486	50-149	.336	70-84	.833	98	1.3	315	109-1	35	97	0	850	11.2
87-88	52	1024	176-379	.464	26-64	.406	43-48	.896	48	0.9	183	54-0	27	57	2	421	8.1
<b>TOT</b>	<b>198</b>	<b>3939</b>	<b>761-1606</b>	<b>.474</b>	<b>97-273</b>	<b>.355</b>	<b>152-180</b>	<b>.844</b>	<b>226</b>	<b>1.1</b>	<b>759</b>	<b>273-1</b>	<b>96</b>	<b>239</b>	<b>2</b>	<b>1771</b>	<b>8.9</b>

NBA PLAYOFFS (2 Years)

1986	3	43	7-18	.389	1-6	.167	1-1	1.000	1	0.3	5	1-0	0	5	0	16	5.3
1988	3	90	15-30	.500	3-9	.333	2-3	.667	4	1.3	15	3-0	4	3	0	35	11.7
<b>TOT</b>	<b>6</b>	<b>133</b>	<b>22-48</b>	<b>.458</b>	<b>4-15</b>	<b>.267</b>	<b>3-4</b>	<b>.750</b>	<b>5</b>	<b>0.8</b>	<b>20</b>	<b>4-0</b>	<b>4</b>	<b>8</b>	<b>0</b>	<b>51</b>	<b>8.5</b>

**SUTTON, GREG #23** 6-2 G Oral Roberts '91 12/3/67

How Obtained: Second round pick, 1991 Draft, 49th overall

How Departed: Waived, 11/3/92

NBA (1 Year)

YEAR	GP	MIN	FGM-FGA	PCT	3-POINT FGM-FGA	PCT	FTM-FTA	PCT	REBS	AVG	AST	PF-DQ	STL	TO	BLK	PTS	AVG
91-92	67	601	93-240	.388	26-89	.292	34-45	.756	47	0.7	91	111-0	26	70	9	246	3.7

NBA PLAYOFFS (1 Year)

1992	2	15	2-6	.333	0-2	.000	3-3	1.000	0	0.0	2	3-0	1	0	1	7	3.5
------	---	----	-----	------	-----	------	-----	-------	---	-----	---	-----	---	---	---	---	-----

**SWIFT, HARLEY #21** 6-3 G East Tennessee State '69 6/19/46

How Obtained: Obtained by Dallas in ABA Dispersal Draft (Pittsburgh), 1972

How Departed: Waived, 11/12/73

ABA (1 Year)

YEAR	GP	MIN	FGM-FGA	PCT	3-POINT FGM-FGA	PCT	FTM-FTA	PCT	REBS	AVG	AST	PF-DQ	STL	TO	BLK	PTS	AVG
73-74	16	153	23-67	.343	1-12	.083	16-20	.800	16	1.0	15	26-0	3	13	0	63	3.9

**TEMPLE, COLLIS #40** 6-8 F LSU '74 11/8/52

How Obtained: Third round pick, 1974 ABA Draft

How Departed: Waived, 1/26/75

ABA (1 Year)

YEAR	GP	MIN	FGM-FGA	PCT	3-POINT FGM-FGA	PCT	FTM-FTA	PCT	REBS	AVG	AST	PF-DQ	STL	TO	BLK	PTS	AVG
74-75	24	102	17-41	.415	0-1	.000	8-10	.800	31	1.2	15	29-0	4	12	4	42	1.8

**TEMPLE, GARRETT #2** 6-6 G Louisiana State '09 5/8/86

How Obtained: Signed as free agent, 3/23/10

How Departed: Waived, 7/29/10

NBA (2 Years)

YEAR	GP	MIN	FGM-FGA	PCT	3-POINT FGM-FGA	PCT	FTM-FTA	PCT	REBS	AVG	AST	PF-DQ	STL	TO	BLK	PTS	AVG
09-10	13	193	28-64	.438	10-23	.435	14-21	.667	14	1.1	12	25-1	8	11	2	80	6.2
10-11	3	21	1-5	.200	0-1	0.000	0-2	0.000	2	0.7	2	2-0	1	1	1	2	0.7
<b>TOT</b>	<b>16</b>	<b>214</b>	<b>29-69</b>	<b>.420</b>	<b>10-24</b>	<b>.417</b>	<b>14-23</b>	<b>.609</b>	<b>16</b>	<b>1.0</b>	<b>14</b>	<b>48-0</b>	<b>9</b>	<b>12</b>	<b>3</b>	<b>82</b>	<b>5.1</b>

NBA PLAYOFFS (1 Year)

09-10	6	15	1-3	.333	1-1	1.000	1-3	.333	2	0.3	2	1-0	1	2	0	4	0.7
-------	---	----	-----	------	-----	-------	-----	------	---	-----	---	-----	---	---	---	---	-----

**TERRY, CHUCK #30** 6-6 F Long Beach State '72 9/27/50

How Obtained: Signed as free agent, 1973

How Departed: Traded to New York Nets, with Warren, K. Hughes and R. Jones, for Paultz, 9/8/75

ABA (2 Years)

YEAR	GP	MIN	FGM-FGA	PCT	3-POINT FGM-FGA	PCT	FTM-FTA	PCT	REBS	AVG	AST	PF-DQ	STL	TO	BLK	PTS	AVG
73-74	61	1093	132-294	.449	1-2	.500	36-41	.878	166	2.7	72	139-0	18	33	5	301	4.9
74-75	79	1186	148-313	.473	3-8	.375	39-53	.736	217	2.7	69	146-0	37	37	3	338	4.3
<b>TOT</b>	<b>140</b>	<b>2279</b>	<b>280-607</b>	<b>.461</b>	<b>4-10</b>	<b>.400</b>	<b>75-94</b>	<b>.798</b>	<b>383</b>	<b>2.7</b>	<b>141</b>	<b>285-0</b>	<b>55</b>	<b>70</b>	<b>8</b>	<b>639</b>	<b>4.6</b>

ABA PLAYOFFS (2 Years)

1974	7	112	11-24	.458	0-0	.000	4-6	.667	24	3.4	7	9-0	0	—	—	26	3.7
1975	5	123	12-25	.480	0-0	.000	3-4	.750	19	3.8	2	14-0	3	1	1	27	5.4
<b>TOT</b>	<b>12</b>	<b>235</b>	<b>23-49</b>	<b>.469</b>	<b>0-0</b>	<b>.000</b>	<b>7-10</b>	<b>.700</b>	<b>43</b>	<b>3.6</b>	<b>9</b>	<b>23-0</b>	<b>3</b>	<b>1</b>	<b>1</b>	<b>53</b>	<b>4.4</b>

**THIRDKILL, DAVID #22** 6-7 F/G Bradley '82 4/12/60

How Obtained: Signed as free agent, 4/10/85

How Departed: Waived, 7/2/85

NBA (1 Year)

YEAR	GP	MIN	FGM-FGA	PCT	3-POINT FGM-FGA	PCT	FTM-FTA	PCT	REBS	AVG	AST	PF-DQ	STL	TO	BLK	PTS	AVG
84-85	2	52	5-11	.455	0-0	.000	5-6	.833	7	3.5	3	5-0	2	2	1	15	7.5

NBA PLAYOFFS (1 Year)

1985	5	22	1-4	.250	0-2	.000	2-4	.500	2	0.4	2	4-0	0	4	0	4	0.8
------	---	----	-----	------	-----	------	-----	------	---	-----	---	-----	---	---	---	---	-----

# FORMER SPURS STATISTICS

## THOMAS, KURT #40

6-9 F/C TCU '95

10/4/72

How Obtained: From Seattle for Barry, Elson and a first round pick in '09, 2/20/07

How Departed: Traded to Milwaukee, along with K. Thomas, as part of the Jefferson trade, 6/23/09

NBA (2 Years)

YEAR	GP	MIN	3-POINT		FTM-FTA	PCT	REBS	AVG	AST	PF-DQ	STL	TO	BLK	PTS	AVG		
			FGM-FGA	PCT													
07-08	28	524	56-125	.448	0-1	.000	14-24	.583	138	4.9	14	57-0	21	18	14	126	4.5
08-09	79	1404	153-304	.503	0-2	.000	37-45	.822	405	5.1	66	170-0	34	42	58	343	4.3
<b>TOT</b>	<b>107</b>	<b>1928</b>	<b>209-429</b>	<b>.487</b>	<b>0-3</b>	<b>.000</b>	<b>51-69</b>	<b>.739</b>	<b>543</b>	<b>5.1</b>	<b>80</b>	<b>227-0</b>	<b>55</b>	<b>60</b>	<b>72</b>	<b>469</b>	<b>4.4</b>

NBA PLAYOFFS (2 Years)

07-08	17	268	32-70	.457	0-0	.000	5-7	.714	84	4.9	6	46-2	2	13	6	69	4.1
08-09	5	80	5-11	.455	0-0	.000	3-4	.750	23	4.6	2	13-0	1	4	2	13	2.6
<b>TOT</b>	<b>22</b>	<b>348</b>	<b>37-81</b>	<b>.457</b>	<b>0-0</b>	<b>.000</b>	<b>8-11</b>	<b>.727</b>	<b>107</b>	<b>4.9</b>	<b>8</b>	<b>59-2</b>	<b>3</b>	<b>17</b>	<b>8</b>	<b>82</b>	<b>3.7</b>

## THOMAS, MALCOLM #23

6-9 F

San Diego State '11

11/8/88

How Obtained: Signed as a free agent on 1/11/12

How Departed: Waived on 2/7/12

NBA (1 Year)

YEAR	GP	MIN	3-POINT		FTM-FTA	PCT	REBS	AVG	AST	PF-DQ	STL	TO	BLK	PTS	AVG		
			FGM-FGA	PCT													
11-12	3	0	0-3	.000	0-0	-	1-2	.500	3	1.0	1	0-0	1	0	1	0.3	
13-14	1	15	1-4	.250	0-0	.000	0-2	.000	9	9	0	0-0	0	1	2	2	2.0

## THOMPSON, MYCHAL #43

6-10 C/F

Minnesota '72

1/31/55

How Obtained: From Portland, with the rights to Krystkowiak, for S. Johnson, 6/19/86

How Departed: Traded to L.A. Lakers for Brickowski, Gudmundsson, a first round pick in '87, a second round pick in '90 and cash, 2/13/87

NBA (1 Year)

YEAR	GP	MIN	3-POINT		FTM-FTA	PCT	REBS	AVG	AST	PF-DQ	STL	TO	BLK	PTS	AVG		
			FGM-FGA	PCT													
86-87	49	1210	230-528	.436	1-1	1.000	144-196	.735	276	5.6	87	117-0	31	77	41	605	12.3

## TOLLIVER, ANTHONY #35

6-8 F

Creighton '08

6/1/85

How Obtained: Signed as free agent, 7/23/08

How Departed: Waived, 1/7/09

NBA (1 Year)

YEAR	GP	MIN	3-POINT		FTM-FTA	PCT	REBS	AVG	AST	PF-DQ	STL	TO	BLK	PTS	AVG		
			FGM-FGA	PCT													
08-09	19	208	19-65	.292	9-41	.220	5-10	.500	41	2.2	17	16-0	5	7	1	52	2.7

## TOWNES, LINTON #2

6-7 F

James Madison '82

11/30/59

How Obtained: Signed as free agent, 4/12/85

How Departed: Waived, 7/16/85

NBA (1 Year)

YEAR	GP	MIN	3-POINT		FTM-FTA	PCT	REBS	AVG	AST	PF-DQ	STL	TO	BLK	PTS	AVG		
			FGM-FGA	PCT													
84-85	1	8	0-6	.000	0-0	.000	2-2	1.000	1	1.0	0	1-0	0	0	0	2	2.0

NBA PLAYOFFS (1 Year)

1985	2	6	4-8	.500	0-1	.000	0-0	.000	3	1.5	0	1-0	0	0	0	8	4.0
------	---	---	-----	------	-----	------	-----	------	---	-----	---	-----	---	---	---	---	-----

## TUCKER, TRENT #6

6-5 G

Minnesota '82

12/20/59

How Obtained: Signed 10-day contract, 2/27/92; Signed 10-day contract, 3/7/92; Signed for season, 3/18/92

How Departed: Unsigned free agent, 7/1/92

NBA (1 Year)

YEAR	GP	MIN	3-POINT		FTM-FTA	PCT	REBS	AVG	AST	PF-DQ	STL	TO	BLK	PTS	AVG		
			FGM-FGA	PCT													
91-92	24	415	60-129	.465	19-48	.396	16-20	.800	37	1.5	27	39-0	21	14	3	155	6.5

NBA PLAYOFFS (1 Year)

1992	3	38	6-14	.429	1-5	.200	1-1	1.000	3	1.0	2	3-0	0	3	0	14	4.7
------	---	----	------	------	-----	------	-----	-------	---	-----	---	-----	---	---	---	----	-----

## TURKOGLU, HEDO #14

6-10 G/F

Turkey

3/19/79

How Obtained: From Sacramento as part of a three-team trade, 7/24/03

How Departed: Unsigned free agent, 7/14/04

NBA (1 Year)

YEAR	GP	MIN	3-POINT		FTM-FTA	PCT	REBS	AVG	AST	PF-DQ	STL	TO	BLK	PTS	AVG		
			FGM-FGA	PCT													
03-04	80	2073	262-645	.406	101-241	.419	114-161	.708	358	4.5	154	165-0	80	94	32	739	9.2

NBA PLAYOFFS (1 Year)

2004	10	271	26-81	.321	14-42	.333	11-18	.611	45	4.5	15	20-0	9	16	1	77	7.7
------	----	-----	-------	------	-------	------	-------	------	----	-----	----	------	---	----	---	----	-----

## UDOKA, IME #5

6-6 F

Portland State '00

8/9/77

How Obtained: Signed as free agent, 8/13/07

How Departed: Unsigned free agent, 8/09

NBA (3 Years)

YEAR	GP	MIN	3-POINT		FTM-FTA	PCT	REBS	AVG	AST	PF-DQ	STL	TO	BLK	PTS	AVG		
			FGM-FGA	PCT													
07-08	73	1316	159-375	.424	61-165	.370	44-58	.759	228	3.1	63	127-1	56	58	17	423	5.8
09-10	67	1035	110-287	.383	41-125	.328	28-46	.609	187	2.8	54	86-0	36	38	12	289	4.3
10-11	20	130	5-21	.238	0-8	0.000	4-8	.500	19	1.0	13	14-0	8	5	1	14	0.7
<b>TOT</b>	<b>160</b>	<b>2481</b>	<b>274-683</b>	<b>.401</b>	<b>102-298</b>	<b>.342</b>	<b>76-112</b>	<b>.679</b>	<b>434</b>	<b>2.7</b>	<b>130</b>	<b>227-1</b>	<b>100</b>	<b>101</b>	<b>30</b>	<b>726</b>	<b>4.5</b>

NBA PLAYOFFS (2 Years)

07-08	16	236	33-71	.465	16-40	.400	5-7	.714	47	2.9	17	25-0	11	11	2	87	5.4
08-09	5	104	7-20	.350	1-8	.125	2-5	.400	23	4.6	4	14-0	4	2	1	17	3.4
<b>TOT</b>	<b>21</b>	<b>340</b>	<b>40-91</b>	<b>.440</b>	<b>17-48</b>	<b>.354</b>	<b>7-12</b>	<b>.583</b>	<b>70</b>	<b>3.3</b>	<b>21</b>	<b>39-0</b>	<b>15</b>	<b>13</b>	<b>3</b>	<b>104</b>	<b>5.0</b>

# FORMER SPURS STATISTICS

## UDRIH, BENO #14

6-3 G Slovenia

7/5/82

How Obtained: First Round Pick, 2004 NBA Draft, 28th overall  
 How Departed: Traded to Minnesota for a protected 2008 second round draft pick, 10/29/07  
 NBA (3 Years)

YEAR	GP	MIN	3-POINT			FTM-FTA	PCT	REBS	AVG	AST	PF-DQ	STL	TO	BLK	PTS	AVG	
			FGM-FGA	PCT	FGM-FGA												
04-05	80	1149	173-390	.444	58-142	.408	67-89	.753	83	1.0	150	96-0	41	77	10	471	5.9
05-06	54	586	106-233	.455	24-70	.343	39-50	.780	52	1.0	92	55-0	14	53	2	275	5.1
06-07	73	948	127-344	.369	33-115	.287	53-60	.880	82	2.1	122	70-0	27	56	1	340	4.7
<b>TOT</b>	<b>207</b>	<b>2683</b>	<b>406-967</b>	<b>.420</b>	<b>115-327</b>	<b>.352</b>	<b>159-199</b>	<b>.799</b>	<b>217</b>	<b>1.0</b>	<b>364</b>	<b>221-0</b>	<b>82</b>	<b>186</b>	<b>13</b>	<b>1086</b>	<b>5.2</b>
NBA PLAYOFFS (3 Years)																	
04-05	21	241	28-78	.359	10-37	.270	12-14	.857	17	0.8	22	20-0	9	20	1	78	3.7
05-06	7	47	10-30	.333	1-6	.167	4-5	.800	4	0.6	8	0-0	0	3	0	25	3.6
06-07	8	20	0-6	.000	0-2	.000	22	1.000	1	0.1	1	2-0	0	3	0	2	0.3
<b>TOT</b>	<b>36</b>	<b>308</b>	<b>38-114</b>	<b>.333</b>	<b>11-45</b>	<b>.244</b>	<b>18</b>	<b>.857</b>	<b>22</b>	<b>0.6</b>	<b>31</b>	<b>30-0</b>	<b>9</b>	<b>26</b>	<b>1</b>	<b>105</b>	<b>2.9</b>

## VAN EXEL, NICK #31

6-1 G Cincinnati '93

11/27/71

How Obtained: Signed as free agent, 8/29/05  
 How Departed: Unsigned free agent, 7/06

YEAR	GP	MIN	3-POINT			FTM-FTA	PCT	REBS	AVG	AST	PF-DQ	STL	TO	BLK	PTS	AVG	
			FGM-FGA	PCT	FGM-FGA												
05-06	65	986	136-343	.397	55-154	.357	28-41	.683	91	1.4	123	60-0	16	57	3	355	5.5
NBA PLAYOFFS (1 Year)																	
2006	12	133	7-32	.219	3-10	.300	9-9	.100	12	1.0	17	14-0	3	5	2	26	2.2

## VAN ZANT, DENNIS #30

6-9 F Azusa Pacific '75

6/1/52

How Obtained: Signed as free agent, 7/3/75  
 How Departed: Waived, 10/75

YEAR	GP	MIN	3-POINT			FTM-FTA	PCT	REBS	AVG	AST	PF-DQ	STL	TO	BLK	PTS	AVG	
			FGM-FGA	PCT	FGM-FGA												
75-76	1	2	0-0	.000	0-0	.000	2-2	1.000	1	1.0	0	1-0	0	0	0	2	2.0

## VAUGHN, JACQUE #11

6-1 G Kansas '97

2/11/75

How Obtained: Signed as free agent, 7/12/06  
 How Departed: Unsigned free agent, 8/09

YEAR	GP	MIN	3-POINT			FTM-FTA	PCT	REBS	AVG	AST	PF-DQ	STL	TO	BLK	PTS	AVG	
			FGM-FGA	PCT	FGM-FGA												
06-07	64	760	71-167	.425	1-2	.500	49-65	.754	68	1.1	131	74-0	24	40	2	192	3.0
07-08	74	1139	121-283	.428	3-10	.300	61-80	.763	74	1.0	159	97-0	23	54	1	306	4.1
08-09	30	292	24-75	.320	1-1	1.000	16-18	.889	22	0.7	55	26-0	6	15	0	65	2.2
<b>TOT</b>	<b>168</b>	<b>2191</b>	<b>216-525</b>	<b>.411</b>	<b>5-13</b>	<b>.385</b>	<b>126-163</b>	<b>.773</b>	<b>164</b>	<b>1.0</b>	<b>345</b>	<b>197-0</b>	<b>53</b>	<b>109</b>	<b>3</b>	<b>563</b>	<b>3.4</b>
NBA PLAYOFFS (3 Years)																	
06-07	20	208	20-50	.400	0-0	.000	3-6	.500	9	0.5	28	24-0	4	11	0	43	2.2
07-08	14	91	6-22	.273	0-1	.000	0-0	.000	9	0.6	8	17-0	2	7	0	12	0.9
08-09	2	21	2-5	.400	0-0	.000	3-6	.500	0	0.0	4	0-0	1	0	0	7	3.5
<b>TOT</b>	<b>36</b>	<b>320</b>	<b>28-77</b>	<b>.364</b>	<b>0-1</b>	<b>.000</b>	<b>6-12</b>	<b>.500</b>	<b>18</b>	<b>0.5</b>	<b>40</b>	<b>41-0</b>	<b>7</b>	<b>18</b>	<b>0</b>	<b>62</b>	<b>1.7</b>

## VINCENT, JAY #31

6-7 F Michigan State '81

6/10/59

How Obtained: From Denver, with Natt, for Greenwood and D. Cook, 1/26/89  
 How Departed: Traded to Philadelphia, with Dawkins, for Cheeks, Wingate and Welp, 8/28/89

YEAR	GP	MIN	3-POINT			FTM-FTA	PCT	REBS	AVG	AST	PF-DQ	STL	TO	BLK	PTS	AVG	
			FGM-FGA	PCT	FGM-FGA												
88-89	24	551	91-219	.416	0-1	.000	35-51	.686	92	3.8	22	52-0	5	37	3	217	9.0

## WALKER, SAMAKI #55, #52

6-9 F Louisville '98

2/25/76

How Obtained: Signed as free agent, 8/26/99  
 How Departed: Waived, 6/29/01

YEAR	GP	MIN	3-POINT			FTM-FTA	PCT	REBS	AVG	AST	PF-DQ	STL	TO	BLK	PTS	AVG	
			FGM-FGA	PCT	FGM-FGA												
99-00	71	980	137-305	.449	0-0	.000	86-126	.683	272	3.8	38	108-1	10	64	35	360	5.1
00-01	61	963	121-252	.480	1-3	.333	78-124	.629	243	4.0	29	103-0	10	68	41	321	5.3
<b>TOT</b>	<b>132</b>	<b>1943</b>	<b>258-557</b>	<b>.463</b>	<b>1-3</b>	<b>.333</b>	<b>164-50</b>	<b>.656</b>	<b>515</b>	<b>3.9</b>	<b>67</b>	<b>211-1</b>	<b>20</b>	<b>132</b>	<b>76</b>	<b>681</b>	<b>5.2</b>
NBA PLAYOFFS (2 Years)																	
2000	4	121	14-31	.452	0-0	.000	8-12	.667	45	11.3	2	13-0	1	8	12	36	9.0
2001	12	76	5-15	.333	0-0	.000	4-8	.500	14	1.2	3	12-0	1	1	1	14	1.2
<b>TOT</b>	<b>16</b>	<b>197</b>	<b>19-46</b>	<b>.413</b>	<b>0-0</b>	<b>.000</b>	<b>12-20</b>	<b>.600</b>	<b>59</b>	<b>3.7</b>	<b>5</b>	<b>25-0</b>	<b>2</b>	<b>9</b>	<b>13</b>	<b>50</b>	<b>3.1</b>

## WARD, CHARLIE #17

6-2 G Florida State '94

10/12/70

How Obtained: Signed as free agent, 1/9/04  
 How Departed: Unsigned free agent, 7/14/04

YEAR	GP	MIN	3-POINT			FTM-FTA	PCT	REBS	AVG	AST	PF-DQ	STL	TO	BLK	PTS	AVG	
			FGM-FGA	PCT	FGM-FGA												
03-04	36	425	45-130	.346	25-68	.368	4-6	.667	48	1.3	45	33-0	17	27	3	119	3.3
NBA PLAYOFFS (1 Year)																	
2004	5	13	4-6	.667	3-3	1.000	0-0	.000	0	0.0	1	2-0	2	2	0	11	2.2

## WARD, HENRY #15

6-4 F Jackson State '75

1/30/52

How Obtained: Seventh round pick, 1975 ABA Draft  
 How Departed: Waived, 10/17/77

YEAR	GP	MIN	3-POINT			FTM-FTA	PCT	REBS	AVG	AST	PF-DQ	STL	TO	BLK	PTS	AVG	
			FGM-FGA	PCT	FGM-FGA												
75-76	61	688	154-333	.462	6-23	.261	16-27	.593	140	2.3	35	99-0	16	45	10	330	5.4
NBA (1 Year)																	
76-77	27	171	34-90	.378	—	—	15-17	.882	33	1.2	6	30-0	6	—	5	83	3.1
ABA PLAYOFFS (1 Year)																	
1976	5	18	4-12	.333	2-2	1.000	0-0	.000	2	0.4	0	6-0	1	1	1	10	2.0
NBA PLAYOFFS (1 Year)																	
1977	1	1	2-3	.667	—	—	0-0	.000	0	0.0	0	0-0	0	0	0	4	4.0

# FORMER SPURS STATISTICS

## WARREN, BOBBY #21

6-5 G Vanderbilt '68

7/17/46

How Obtained: From Utah for cash and draft pick, 1/74

How Departed: Traded to New York Nets, with R. Jones, C. Terry, and K. Hughes, for Paultz, 9/8/75

ABA (2 Years)

YEAR	GP	MIN	FGM-FGA	PCT	3-POINT FGM-FGA	PCT	FTM-FTA	PCT	REBS	AVG	AST	PF-DQ	STL	TO	BLK	PTS	AVG
73-74	36	486	61-134	.459	0-1	.000	32-35	.914	61	1.7	38	40-0	9	30	5	154	4.3
74-75	71	992	127-265	.479	2-7	.286	77-91	.846	112	1.6	91	109-0	35	68	9	333	4.7
<b>TOT</b>	<b>107</b>	<b>1478</b>	<b>188-399</b>	<b>.471</b>	<b>2-8</b>	<b>.250</b>	<b>109-126</b>	<b>.865</b>	<b>173</b>	<b>1.6</b>	<b>129</b>	<b>149-0</b>	<b>44</b>	<b>98</b>	<b>14</b>	<b>487</b>	<b>4.6</b>

ABA PLAYOFFS (2 Years)

1974	7	133	14-29	.483	0-0	.000	8-8	1.000	21	3.0	9	21-0	2	—	—	36	5.1
1975	1	5	0-1	.000	0-0	.000	0-0	.000	0	0.0	0	0-0	0	1	0	0	0.0
<b>TOT</b>	<b>8</b>	<b>138</b>	<b>14-30</b>	<b>.467</b>	<b>0-0</b>	<b>.000</b>	<b>8-8</b>	<b>1.000</b>	<b>21</b>	<b>2.6</b>	<b>9</b>	<b>21-0</b>	<b>2</b>	<b>1</b>	<b>0</b>	<b>36</b>	<b>4.5</b>

## WASHINGTON, DARIUS #35

6-2 G Memphis '88

12/6/85

How Obtained: Signed as free agent, 10/1/07

How Departed: Waived, 12/28/07

NBA (1 Year)

YEAR	GP	MIN	FGM-FGA	PCT	3-POINT FGM-FGA	PCT	FTM-FTA	PCT	REBS	AVG	AST	PF-DQ	STL	TO	BLK	PTS	AVG
07-08	18	146	21-48	.438	4-12	.333	7-13	.538	20	1.1	15	16-0	5	14	0	53	2.9

## WEIDNER, BRANT #25

6-9 F

William & Mary '83

10/28/60

How Obtained: Fourth round pick, 1983 Draft, 90th overall

How Departed: Waived, 7/19/84

NBA (1 Year)

YEAR	GP	MIN	FGM-FGA	PCT	3-POINT FGM-FGA	PCT	FTM-FTA	PCT	REBS	AVG	AST	PF-DQ	STL	TO	BLK	PTS	AVG
83-84	8	38	2-9	.222	0-0	.000	4-4	1.000	11	1.4	0	5-0	0	2	2	8	1.0

## WELP, CHRISTIAN #42

7-0 C

Washington '87

1/2/64

How Obtained: From Philadelphia, with Cheeks and Wingate, for Dawkins and Vincent, 8/28/89

How Departed: Traded to Golden State for Blab, 2/22/90

NBA (1 Year)

YEAR	GP	MIN	FGM-FGA	PCT	3-POINT FGM-FGA	PCT	FTM-FTA	PCT	REBS	AVG	AST	PF-DQ	STL	TO	BLK	PTS	AVG
89-90	13	56	7-23	.304	0-0	.000	1-2	.500	12	1.0	5	21-0	1	6	0	15	1.2

## WEST, DAVID #30

6-9 F

Xavier '03

8/29/80

How Obtained: Signed as free agent, 7/17/151

How Departed: Unsigned free agent, 7/16

NBA (1 Year)

YEAR	GP	MIN	FGM-FGA	PCT	3-POINT FGM-FGA	PCT	FTM-FTA	PCT	REBS	AVG	AST	PF-DQ	STL	TO	BLK	PTS	AVG
15-16	78	1404	244-448	.545	3-7	.429	63-80	.788	309	4.0	143	142-1	44	68	55	554	7.1

NBA PLAYOFFS (1 Year)

15-16	10	176	25-55	.455	3-6	.500	5-9	.556	37	3.7	13	19-0	6	7	7	58	5.8
-------	----	-----	-------	------	-----	------	-----	------	----	-----	----	------	---	---	---	----	-----

## WHATLEY, ENNIS #3

6-3 G

Alabama '85

8/11/62

How Obtained: (1) Signed 10-day contract, 2/1/86; (2) Signed as free agent, 10/8/92

How Departed: (1) Waived, 2/10/86; (2) Waived, 10/14/92

NBA (1 Year)

YEAR	GP	MIN	FGM-FGA	PCT	3-POINT FGM-FGA	PCT	FTM-FTA	PCT	REBS	AVG	AST	PF-DQ	STL	TO	BLK	PTS	AVG
85-86	2	14	1-2	.500	0-0	.000	0-0	.000	0	0.0	3	1-0	0	4	0	2	1.0

## WHITE, JAMES #33

6-7 G

Cincinnati '06

10/22/82

How Obtained: Signed as free agent, 11/3/06

How Departed: Waived, 7/23/07

NBA (1 Year)

YEAR	GP	MIN	FGM-FGA	PCT	3-POINT FGM-FGA	PCT	FTM-FTA	PCT	REBS	AVG	AST	PF-DQ	STL	TO	BLK	PTS	AVG
06-07	6	137	18-41	.439	2-7	.286	12-15	.800	20	3.3	5	7-0	3	5	1	50	8.3

## WHITEHEAD, JEROME #6

6-10 C

Marquette '78

9/30/56

How Obtained: From Golden State for S. Jones, 11/22/88

How Departed: Unsigned free agent, 7/1/89

NBA (1 Year)

YEAR	GP	MIN	FGM-FGA	PCT	3-POINT FGM-FGA	PCT	FTM-FTA	PCT	REBS	AVG	AST	PF-DQ	STL	TO	BLK	PTS	AVG
88-89	52	580	69-176	.392	0-0	.000	30-45	.667	129	2.5	17	107-1	22	22	4	168	3.2

## WHITNEY, CHRIS #20

6-0 G

Clemson '93

7/23/61

How Obtained: Second round pick, 1993 Draft, 47th overall

How Departed: Waived, 2/23/95

NBA (2 Years)

YEAR	GP	MIN	FGM-FGA	PCT	3-POINT FGM-FGA	PCT	FTM-FTA	PCT	REBS	AVG	AST	PF-DQ	STL	TO	BLK	PTS	AVG
93-94	40	339	25-82	.305	10-30	.333	12-15	.800	29	0.7	53	53-0	11	37	1	72	1.8
94-95	25	179	14-47	.298	3-19	.158	11-11	1.000	13	0.5	28	34-1	4	18	0	42	1.7
<b>TOT</b>	<b>65</b>	<b>518</b>	<b>39-129</b>	<b>.302</b>	<b>13-49</b>	<b>.265</b>	<b>23-26</b>	<b>.885</b>	<b>42</b>	<b>0.6</b>	<b>81</b>	<b>85-1</b>	<b>15</b>	<b>55</b>	<b>1</b>	<b>114</b>	<b>1.8</b>

## WILEY, MICHAEL #33

6-9 F

Long Beach State '80

10/16/57

How Obtained: Second round pick, 1980 Draft, 39th overall

How Departed: Waived, 10/81

NBA (1 Year)

YEAR	GP	MIN	FGM-FGA	PCT	3-POINT FGM-FGA	PCT	FTM-FTA	PCT	REBS	AVG	AST	PF-DQ	STL	TO	BLK	PTS	AVG
80-81	33	271	76-138	.551	0-2	.000	36-48	.750	64	1.9	11	38-1	8	28	6	188	5.7

NBA PLAYOFFS (1 Year)

1981	2	4	0-1	.000	0-0	.000	2-2	1.000	0	0.0	0	1-0	0	0	0	2	1.0
------	---	---	-----	------	-----	------	-----	-------	---	-----	---	-----	---	---	---	---	-----

# FORMER SPURS STATISTICS

## WILEY, MORLON #20

How Obtained: Signed as free agent, 12/17/91

How Departed: Waived, 12/23/91

NBA (1 Year)

						3-POINT														
YEAR	GP	MIN	FGM-FGA	PCT	FGM-FGA	PCT	FTM-FTA	PCT	REBS	AVG	AST	PF-DQ	STL	TO	BLK	PTS	AVG			
91-92	3	13	3-5	.600	0-0	.000	0-0	.000	1	0.3	1	3-0	0	0	0	6	2.0			

6-4 G

Long Beach State '85

9/24/66

## WILKINS, DOMINIQUE #21

How Obtained: Signed as free agent, 10/4/96

How Departed: Unsigned free agent, 7/1/97

NBA (1 Year)

						3-POINT														
YEAR	GP	MIN	FGM-FGA	PCT	FGM-FGA	PCT	FTM-FTA	PCT	REBS	AVG	AST	PF-DQ	STL	TO	BLK	PTS	AVG			
96-97	63	1945	397-953	.417	70-239	.293	281-350	.803	402	6.4	119	100-0	39	135	31	1145	18.2			

6-8 F

Georgia '83

1/12/60

## WILKINS, JEFF #45

How Obtained: From Utah for J. Cook and Iavaroni, 2/16/86

How Departed: Unsigned free agent, 7/86

NBA (1 Year)

						3-POINT														
YEAR	GP	MIN	FGM-FGA	PCT	FGM-FGA	PCT	FTM-FTA	PCT	REBS	AVG	AST	PF-DQ	STL	TO	BLK	PTS	AVG			
85-86	27	522	51-134	.381	0-0	.000	28-46	.609	127	4.7	18	71-1	8	20	10	130	4.8			

6-10 C/F

Illinois State '77

3/9/55

NBA PLAYOFFS (1 Year)

1986	3	16	0-1	.000	0-0	.000	0-0	.000	3	1.0	0	6-0	0	0	2	0	0.0
------	---	----	-----	------	-----	------	-----	------	---	-----	---	-----	---	---	---	---	-----

## WILKS, MIKE #11

How Obtained: Signed as free agent, 10/27/04

How Departed: Unsigned free agent, 8/05

NBA (1 Year)

						3-POINT														
YEAR	GP	MIN	FGM-FGA	PCT	FGM-FGA	PCT	FTM-FTA	PCT	REBS	AVG	AST	PF-DQ	STL	TO	BLK	PTS	AVG			
04-05	48	278	32-77	.416	5-16	.313	12-16	.750	25	0.5	33	26-0	14	14	1	81	1.7			

5-11 G

Rice '01

5/7/79

## WILLIAMS, BRANDON #11

How Obtained: Signed as free agent, 1/21/99

How Departed: Unsigned free agent, 8/1/99

NBA (1 Year)

						3-POINT														
YEAR	GP	MIN	FGM-FGA	PCT	FGM-FGA	PCT	FTM-FTA	PCT	REBS	AVG	AST	PF-DQ	STL	TO	BLK	PTS	AVG			
98-99	3	4	0-0	.000	0-0	.000	2-4	.500	1	0.3	0	0-0	0	0	0	2	0.7			

6-6 G

Davidson '96

2/27/75

## WILLIAMS, ERIC #55

How Obtained: From Toronto, with Bonner and a second round pick, for Nesterovic, 6/21/06

How Departed: Traded to Charlotte, with a second round pick, for Ely, 2/13/07

NBA (1 Year)

						3-POINT														
YEAR	GP	MIN	FGM-FGA	PCT	FGM-FGA	PCT	FTM-FTA	PCT	REBS	AVG	AST	PF-DQ	STL	TO	BLK	PTS	AVG			
06-07	16	88	15-34	.441	8-17	.471	4-7	.571	14	0.9	6	6-0	2	5	0	42	2.6			

6-8 F

Providence '95

7/17/72

## WILLIAMS, KEVIN #12

How Obtained: Second round pick, 1983 Draft, 46th overall

How Departed: Waived, 12/12/83

NBA (1 Year)

						3-POINT														
YEAR	GP	MIN	FGM-FGA	PCT	FGM-FGA	PCT	FTM-FTA	PCT	REBS	AVG	AST	PF-DQ	STL	TO	BLK	PTS	AVG			
83-84	19	200	25-58	.431	0-1	.000	25-32	.781	13	0.7	43	42-1	8	22	4	75	3.9			

6-3 G

St. John's '83

9/11/61

## WILLIAMS, MONTY #3

How Obtained: From New York, along with Charles Smith, in exchange for Reid, Lohaus and a first round pick, 2/8/96

How Departed: Unsigned free agent, 1/99

NBA (3 Years)

						3-POINT														
YEAR	GP	MIN	FGM-FGA	PCT	FGM-FGA	PCT	FTM-FTA	PCT	REBS	AVG	AST	PF-DQ	STL	TO	BLK	PTS	AVG			
95-96	17	122	20-46	.435	0-1	.000	9-12	.750	23	1.4	4	17-0	4	13	2	49	2.9			
96-97	65	1345	234-460	.509	0-1	.000	120-186	.645	206	3.2	91	161-1	55	116	52	588	9.0			
97-98	72	1314	165-368	.448	1-2	.500	122-182	.670	179	2.5	89	133-1	34	82	24	453	6.3			
TOT	154	2781	419-874	.479	1-4	.250	251-380	.661	408	2.6	184	311-2	93	211	78	1090	7.1			

NBA PLAYOFFS (2 Years)

1996	7	29	2-9	.222	0-0	.000	3-6	.500	7	1.0	0	4-0	0	4	0	7	1.0
1998	5	28	5-8	.625	0-0	.000	2-3	.667	6	1.2	1	2-0	0	4	0	12	2.4
TOT	12	57	7-17	.412	0-0	.000	5-9	.556	13	1.1	1	6-0	0	8	0	19	1.6

6-8 F

Notre Dame '94

10/8/71

## WILLIAMS, RAY #11

How Obtained: Signed as free agent, 2/11/86

How Departed: Waived, 3/28/86

NBA (1 Year)

						3-POINT														
YEAR	GP	MIN	FGM-FGA	PCT	FGM-FGA	PCT	FTM-FTA	PCT	REBS	AVG	AST	PF-DQ	STL	TO	BLK	PTS	AVG			
85-86	23	397	50-131	.382	2-6	.333	62-64	.969	37	1.6	111	64-1	28	51	3	164	7.1			

6-3 G

Minnesota '77

10/14/54

## WILLIAMS, REGGIE #2

How Obtained: Signed as free agent, 3/5/90

How Departed: Waived, 12/24/90

NBA (1 Year)

						3-POINT														
YEAR	GP	MIN	FGM-FGA	PCT	FGM-FGA	PCT	FTM-FTA	PCT	REBS	AVG	AST	PF-DQ	STL	TO	BLK	PTS	AVG			
89-90	10	68	19-42	.452	0-5	.000	4-6	.667	8	0.8	5	16-0	1	4	3	42	4.2			
90-91	22	354	61-127	.480	14-26	.538	35-41	.854	59	2.7	46	64-2	20	36	11	171	7.8			
TOT	32	422	80-169	.473	14-31	.452	39-47	.830	67	2.1	51	80-2	21	40	14	213	6.7			

NBA PLAYOFFS (1 Year)

1990	9	49	9-27	.333	0-2	.000	2-2	1.000	11	1.2	3	8-0	2	5	0	20	2.2
------	---	----	------	------	-----	------	-----	-------	----	-----	---	-----	---	---	---	----	-----

6-7 F

Georgetown '87

3/5/64

# FORMER SPURS STATISTICS

<b>WILLIAMS, REGGIE #55</b>													6-6	F	VMI '09	9/14/86		
How Obtained: Signed 10-Day Contract, 1/28/15, Signed 10-Day Contract 2/8/15, Signed for season, 2/20/15																		
How Departed:																		
NBA (1 Year)																		
YEAR	GP	MIN	FGM-FGA	PCT	3-POINT FGM-FGA		PCT	FTM-FTA	PCT	REBS	AVG	AST	PF-DQ	STL	TO	BLK	PTS	AVG
14-15	20	105	15-39	.385	3-19		.158	4-4	1.000	17	0.9	10	12-0	1	2	0	37	1.9

<b>WILLIS, KEVIN #42</b>													7-0	C	Michigan St. '84	9/6/62		
How Obtained: Signed as free agent, 8/26/02																		
How Departed: Unsigned free agent, 7/14/04																		
NBA (2 Years)																		
YEAR	GP	MIN	FGM-FGA	PCT	3-POINT FGM-FGA		PCT	FTM-FTA	PCT	REBS	AVG	AST	PF-DQ	STL	TO	BLK	PTS	AVG
02-03	71	840	123-257	.479	0-2	.000	51-83	.614	226	3.2	24	120-1	20	60	20	297	4.2	
03-04	48	373	70-150	.467	0-1	.000	24-39	.615	98	2.0	11	61-0	21	32	9	164	3.4	
<b>TOT</b>	<b>119</b>	<b>1213</b>	<b>193-407</b>	<b>.474</b>	<b>0-3</b>	<b>.000</b>	<b>75-122</b>	<b>.615</b>	<b>324</b>	<b>2.7</b>	<b>35</b>	<b>181-1</b>	<b>41</b>	<b>92</b>	<b>29</b>	<b>461</b>	<b>3.9</b>	
NBA PLAYOFFS (2 Years)																		
2003	18	91	21-40	.525	1-1	1.000	3-3	1.000	31	1.7	2	16-0	1	8	1	46	2.6	
2004	7	25	3-8	.375	0-1	.000	0-1	.000	6	0.9	0	5-0	1	0	0	6	0.9	
<b>TOT</b>	<b>25</b>	<b>116</b>	<b>24-48</b>	<b>.500</b>	<b>1-2</b>	<b>.500</b>	<b>3-4</b>	<b>.750</b>	<b>37</b>	<b>1.5</b>	<b>2</b>	<b>21-0</b>	<b>2</b>	<b>8</b>	<b>1</b>	<b>52</b>	<b>2.1</b>	

<b>WILLOUGHBY, BILL #33</b>													6-8	F	Dwight Morrow H.S. (N.J.)	5/20/57		
How Obtained: Signed as a veteran free agent (Houston received a second round pick in '85), 10/18/82																		
How Departed: Waived, 2/10/83																		
NBA (1 Year)																		
YEAR	GP	MIN	FGM-FGA	PCT	3-POINT FGM-FGA		PCT	FTM-FTA	PCT	REBS	AVG	AST	PF-DQ	STL	TO	BLK	PTS	AVG
82-83	52	1062	136-295	.461	6-13	.462	41-53	.774	190	3.7	56	123-0	24	54	16	319	6.1	

<b>WILSON, RICK #15</b>													6-3	G	George Mason '86	7/16/64		
How Obtained: Signed as free agent, 3/21/88																		
How Departed: Unsigned free agent, 7/88																		
NBA (1 Year)																		
YEAR	GP	MIN	FGM-FGA	PCT	3-POINT FGM-FGA		PCT	FTM-FTA	PCT	REBS	AVG	AST	PF-DQ	STL	TO	BLK	PTS	AVG
87-88	18	373	36-99	.364	9-25	.360	23-29	.793	26	1.4	63	34-0	17	21	3	104	5.8	
NBA PLAYOFFS (1 Year)																		
1988	2	9	0-2	.000	0-0	.000	0-0	.000	0	0.0	1	2-0	0	1	0	0	0.0	

<b>WINGATE, DAVID #25</b>													6-5	G	Georgetown '86	12/15/63		
How Obtained: From Philadelphia, with Cheeks and Welp, for Dawkins and Vincent, 8/28/89																		
How Departed: Waived, 6/28/91																		
NBA (2 Years)																		
YEAR	GP	MIN	FGM-FGA	PCT	3-POINT FGM-FGA		PCT	FTM-FTA	PCT	REBS	AVG	AST	PF-DQ	STL	TO	BLK	PTS	AVG
89-90	78	1856	220-491	.448	0-13	.000	87-112	.777	195	2.5	208	154-2	89	127	18	527	6.8	
90-91	25	563	53-138	.384	1-9	.111	29-41	.707	75	3.0	46	66-0	19	42	5	136	5.4	
<b>TOT</b>	<b>103</b>	<b>2419</b>	<b>273-629</b>	<b>.434</b>	<b>1-22</b>	<b>.045</b>	<b>116-153</b>	<b>.758</b>	<b>270</b>	<b>2.6</b>	<b>254</b>	<b>220-2</b>	<b>108</b>	<b>169</b>	<b>23</b>	<b>666</b>	<b>6.4</b>	
NBA PLAYOFFS (2 Years)																		
1990	10	293	40-77	.519	2-3	.667	9-12	.750	37	3.7	38	34-1	18	14	3	91	9.1	
1991	3	38	6-12	.500	0-0	.000	2-3	.667	3	1.0	1	8-1	1	1	0	14	4.7	
<b>TOT</b>	<b>13</b>	<b>331</b>	<b>46-89</b>	<b>.517</b>	<b>2-3</b>	<b>.667</b>	<b>11-15</b>	<b>.733</b>	<b>40</b>	<b>3.1</b>	<b>39</b>	<b>42-1</b>	<b>19</b>	<b>15</b>	<b>3</b>	<b>105</b>	<b>8.1</b>	

<b>WISE, SKIP #10</b>													6-2	G	Clemson '75	7/25/55		
How Obtained: Signed as free agent, 10/75																		
How Departed: Waived, 12/75																		
ABA (1 Year)																		
YEAR	GP	MIN	FGM-FGA	PCT	3-POINT FGM-FGA		PCT	FTM-FTA	PCT	REBS	AVG	AST	PF-DQ	STL	TO	BLK	PTS	AVG
75-76	2	10	2-4	.500	0-0	.000	0-0	.000	3	1.5	1	4-0	0	2	0	4	2.0	

<b>WOOD, DAVID #10</b>													6-8	F	Nevada-Reno '87	11/30/64		
How Obtained: From Houston for a second round pick in '95, 10/6/92																		
How Departed: Traded to Detroit, with Elliott, for Rodman and Morris, 10/1/93																		
NBA (1 Year)																		
YEAR	GP	MIN	FGM-FGA	PCT	3-POINT FGM-FGA		PCT	FTM-FTA	PCT	REBS	AVG	AST	PF-DQ	STL	TO	BLK	PTS	AVG
92-93	64	598	52-117	.444	5-21	.238	46-55	.836	97	1.5	34	93-1	13	29	12	155	2.4	
NBA PLAYOFFS (1 Year)																		
1993	5	20	2-4	.500	1-1	1.000	0-0	.000	3	0.6	1	7-0	0	0	0	5	1.0	

<b>WOOD, LEON #1</b>													6-2	G	Cal State-Fullerton '84	3/25/62		
How Obtained: Signed as free agent, 11/12/87																		
How Departed: Waived, 2/17/88																		
NBA (1 Year)																		
YEAR	GP	MIN	FGM-FGA	PCT	3-POINT FGM-FGA		PCT	FTM-FTA	PCT	REBS	AVG	AST	PF-DQ	STL	TO	BLK	PTS	AVG
87-88	38	830	120-282	.426	43-108	.398	69-91	.758	51	1.3	155	44-0	22	34	1	352	9.3	

<b>YONAKOR, RICH #43</b>													6-10	F	North Carolina '80	10/3/58		
How Obtained: (1) Third round pick, 1980 Draft, 61st overall; (2) Signed 10-day contract, 3/8/82; Signed for season, 3/29/82																		
How Departed: (1) Traded to Cleveland, with Silas, for a second round pick in '82 and cash, 6/16/81; (2) Waived, 10/82																		
NBA (1 Year)																		
YEAR	GP	MIN	FGM-FGA	PCT	3-POINT FGM-FGA		PCT	FTM-FTA	PCT	REBS	AVG	AST	PF-DQ	STL	TO	BLK	PTS	AVG
81-82	10	70	14-26	.538	0-0	.000	5-7	.714	27	2.7	3	7-0	1	2	2	33	3.3	
NBA PLAYOFFS (1 Year)																		
1982	2	4	1-2	.500	0-0	.000	0-0	.000	1	0.5	1	1-0	1	0	0	2	1.0	

# FORMER SPURS STATISTICS

ZEVENBERGEN, PHIL #41

6-10 F

Washington '87

4/13/64

How Obtained: Fourth round pick, 1987 Draft, 50th overall

How Departed: Waived, 11/3/88

NBA (1 Year)

YEAR	GP	MIN	FGM-FGA	PCT	3-POINT			FTM-FTA	PCT	REBS	AVG	AST	PF-DQ	STL	TO	BLK	PTS	AVG
					FGM-FGA	PCT	PCT											
87-88	8	58	15-27	.556	0-0	.000	0-2	.000	13	1.6	3	12-0	3	4	1	30	3.8	
NBA PLAYOFFS (1 Year)																		
1988	1	1	0-0	.000	0-0	.000	0-0	.000	0	0.0	0	0-0	0	0	0	0	0	0.0







FRANCHISE  
RECORDS



# SPURS ABA RECORDS

## POINTS

Spurs Individual	51
Spurs Team	160
Opponent Individual	58
Opponent Team	162

George Gervin vs. Memphis	02/05/75
vs. Carolina	12/22/70
George McGinnis vs. Indiana	11/28/72
vs. Washington (2OT)	03/13/70

## FIELD GOALS MADE

Spurs Individual	23
Spurs Team	63
Opponent Individual	22
Opponent Team	61

George Gervin vs. Memphis	02/05/75
vs. Denver	01/19/71
George McGinnis vs. Indiana	11/28/72
two times	

## FIELD GOALS ATTEMPTED

Spurs Individual	35
Spurs Team	125
Opponent Individual	36
Opponent Team	131

Bird Averitt vs. San Diego	02/17/74
vs. Denver	03/05/71
Chuck Williams, vs. Pittsburgh	11/08/69
vs. Miami	02/10/70

## 3-PT FIELD GOALS MADE

Spurs Individual	6
Spurs Team	9
Opponent Individual	9
Opponent Team	11

Joe Hamilton vs. Memphis	03/28/73
vs. Indiana	11/20/70
Louie Dampier, Kentucky	02/07/70
Indiana	04/01/74

## 3-PT FIELD GOALS ATTEMPTED

Spurs Individual	13
Spurs Team	19
Opponent Individual	18
Opponent Team	28

Glen Combs vs. Los Angeles	01/20/70
vs. Denver	03/05/71
Mike Butler vs. New Orleans	02/06/70
vs. Minnesota	02/12/69

## FREE THROWS MADE

Spurs Individual	17
Spurs Team	47
Opponent Individual	18
Opponent Team	42

three times	
vs. Kentucky	02/20/70
Jimmy Jones, New Orleans	02/17/68
two times	

## FREE THROWS ATTEMPTED

Spurs Individual	19
Spurs Team	61
Opponent Individual	25
Opponent Team	62

three times	
vs. New York	12/10/69
two times	
Minnesota	12/05/67

## REBOUNDS

Spurs Individual	35
Spurs Team	80
Opponent Individual	33
Opponent Team	93

Manny Leaks vs. Kentucky	11/27/70
vs. San Diego	04/01/75
Billy Paultz, New York	12/17/71
Denver	04/08/70

## ASSISTS

Spurs Individual	16
Spurs Team	47
Opponent Individual	22
Opponent Team	41

Glen Combs vs. Miami	02/10/70
vs. Indiana	01/29/76
Johnny Neumann, at Memphis	03/27/73
at Utah	11/10/70

## BLOCKS

Spurs Individual	8
Spurs Team	20

George Johnson vs. Miami	12/01/71
vs. Kentucky	12/13/75

## STEALS

Spurs Individual	8
------------------	---

Charles Beasley vs. New Orleans	11/30/68
---------------------------------	----------

# SPURS INDIVIDUAL RECORDS

## POINTS

Game	71
1st Half	53
2nd Half	47
1st Quarter	21
2nd Quarter	33
3rd Quarter	22
4th Quarter	28
Consecutive	24
HemisFair Arena Points	53
Alamodome Points	53
AT&T Center Points	43
Season	2,585
Career	26,496
Season Average	33.1
Career Average	27.3
1,000 Pt. Seasons	17
Consecutive 20 Pt. Games	53
Consecutive 30 Pt. Games	10
Consecutive Double Figure Games	407

## FIELD GOALS MADE

Game	26
Half	19
Quarter	12
Season	1,024
Career	10,285

## FIELD GOALS ATTEMPTED

Game	49
Half	34
Quarter	20
Season	1,987
Career	20,334

## FIELD GOAL PERCENTAGE

Game	1.000
Season	.632
Career	.620

## 3-PT FIELD GOALS MADE

Game	9
Half	6
Quarter	6
Season	191
Career	1,342

## 3-PT FIELD GOALS ATTEMPTED

Game	16
Half	10
Quarter	7
Season	463
Career	3,636

## 3-PT FIELD GOAL PERCENTAGE

High Game	1.000
Low Game	.000
Season	.472
Career	.405

## FREE THROWS MADE

Game	18
Half	15
Quarter	10
Season	693
Career	6,035

## FREE THROWS ATTEMPTED

Game	25
Half	19
Quarter	12
Season	925
Career	8,468

David Robinson at L.A. Clippers	04/24/94
George Gervin at New Orleans	04/09/78
David Robinson at L.A. Clippers	04/24/94
George Gervin vs. Denver	01/08/80
George Gervin at Boston	02/27/80
George Gervin at New Orleans	04/09/78
George Gervin vs. Indiana	03/19/83
George Gervin vs. San Diego	11/08/78
George Gervin vs. Houston	03/30/79
David Robinson at L.A. Clippers	04/24/94
Manu Ginobili at Atlanta	02/21/07
George Gervin vs. Denver	01/08/80
Tim Duncan vs. Dallas	12/26/01
Manu Ginobili vs. Orlando	04/02/10
George Gervin	1979-80
Tim Duncan	1997-16
George Gervin	1979-80
George Gervin	1976-85
Tim Duncan	1997-16
George Gervin	1981-82
George Gervin	1979-80
George Gervin	1978-83

David Robinson at L.A. Clippers	04/24/94
George Gervin at New Orleans (1st)	04/09/78
George Gervin at New Orleans (2nd)	04/09/78
George Gervin	1979-80
Tim Duncan	1997-2016

George Gervin at New Orleans	04/09/78
George Gervin at New Orleans (1st)	04/09/78
George Gervin at New Orleans (2nd)	04/09/78
George Gervin	1981-82
Tim Duncan	1997-2016

Fabricio Oberto vs. Phoenix (11-11)	11/08/06
Steve Johnson (362-573)	1985-86
Artis Gilmore (2,208-3,562)	1982-87

Chuck Person at Vancouver	12/30/97
Most recent, Kawhi Leonard at Memphis (2nd)	12/03/15
Manu Ginobili at Minnesota (2nd)	02/21/08
Danny Green	2014-15
Manu Ginobili	2002-present

Jaren Jackson vs. Dallas	11/20/99
Jaren Jackson vs. Dallas (1st)	11/20/99
Most recent, Danny Green vs. L.A. Lakers (1st)	04/16/14
Chuck Person	1995-96
Manu Ginobili	2002-present

Steve Smith at Portland (8-8)	11/03/01
Chuck Person at Minnesota (0-7)	11/11/97
Steve Smith (116-246)	2001-2002
Danny Green (725-1790)	2011-present

Most recent, Manu Ginobili at Phoenix	01/29/09
George Gervin at New Orleans (1st)	04/09/78
Most recent, Walter Berry vs. Dallas (4th)	01/03/87
David Robinson	1993-94
David Robinson	1989-2003

David Robinson at L.A. Clippers	04/24/94
David Robinson at L.A. Clippers (2nd)	04/24/94
Most recent, Dominique Wilkins vs. Denver (2nd)	11/03/96
David Robinson	1993-94
Tim Duncan	1997-2016

# SPURS INDIVIDUAL RECORDS

## FREE THROW PERCENTAGE

Game	1.000	Manu Ginobili at Phoenix (18-18) . . . . .	01/29/09
Season	.918	Michael Finley (90-98) . . . . .	2006-07
Career	.860	Patty Mills (184-214) . . . . .	2011-present

## REBOUNDS

Game	32	Dennis Rodman vs. Dallas . . . . .	01/22/94
Half	20	Dennis Rodman vs. Dallas (1st) . . . . .	01/22/94
Quarter	15	Dennis Rodman vs. Golden State (3rd) . . . . .	02/26/95
Season	1,367	Dennis Rodman . . . . .	1993-94
Career	15,091	Tim Duncan . . . . .	1997-2016

## OFFENSIVE REBOUNDS

Game	16	Terry Cummings at Golden State . . . . .	02/28/90
Half	10	Most recent, Will Perdue at Sacramento (1st) . . . . .	04/14/97
Quarter	8	Dennis Rodman at Indiana (4th) . . . . .	01/22/95
Season	453	Dennis Rodman . . . . .	1993-94
Career	3,859	Tim Duncan . . . . .	1997-2016

## DEFENSIVE REBOUNDS

Game	23	Most recent, Tim Duncan at Miami . . . . .	02/01/03
Half	13	Most recent, Dennis Rodman vs. Dallas (1st) . . . . .	01/22/94
Quarter	10	Dave Corzine vs. Houston (4th) . . . . .	01/15/82
Season	914	Dennis Rodman . . . . .	1993-94
Career	11,232	Tim Duncan . . . . .	1997-2016

## ASSISTS

Game	24	John Lucas vs. Denver . . . . .	04/15/84
Half	14	Most recent, Avery Johnson vs. Vancouver (2nd) . . . . .	12/17/97
Quarter	14	John Lucas vs. Denver (2nd) . . . . .	04/15/84
Season	816	Johnny Moore . . . . .	1984-85
Career	6,349	Tony Parker . . . . .	2001-present

## TURNOVERS

Game	11	Most recent, Artis Gilmore at Dallas . . . . .	04/16/83
Half	9	Artis Gilmore at Dallas (2nd) . . . . .	04/16/83
Quarter	6	Artis Gilmore at Dallas (3rd) . . . . .	04/16/83
Season	306	George Gervin . . . . .	1977-78
Career	3,380	Tim Duncan . . . . .	1997-2016

## STEALS

Game	11	Larry Kenon at Kansas City . . . . .	12/26/76
Half	7	Most recent, Alvin Robertson vs. Miami (1st) . . . . .	03/04/89
Quarter	7	Alvin Robertson vs. Detroit (1st) . . . . .	03/25/88
Season	301	Alvin Robertson . . . . .	1985-86
Career	1,388	David Robinson . . . . .	1989-2003

## BLOCKS

Game	13	George Johnson vs. Golden State . . . . .	02/24/81
Half	11	George Johnson vs. Golden State (2nd) . . . . .	02/24/81
Quarter	7	David Robinson vs. Minnesota (4th) . . . . .	02/02/96
Season	320	David Robinson . . . . .	1990-91
Career	3,020	Tim Duncan . . . . .	1997-2016

# SPURS TEAM RECORDS

## POINTS

HIGHS	Overtime Game	171	vs. Milwaukee (30T) . . . . .	03/06/82
	Regulation Game	163	vs. San Diego . . . . .	11/08/78
	1st Half	89	at Washington . . . . .	03/20/77
	2nd Half	91	at Denver . . . . .	01/11/84
	1st Quarter	47	vs. Denver . . . . .	04/22/93
	2nd Quarter	50	at Houston . . . . .	11/17/84
	3rd Quarter	47	vs. Boston . . . . .	02/14/79
	4th Quarter	53	at Denver . . . . .	01/11/84
	1st Overtime	20	at Seattle . . . . .	01/30/77
	2nd Overtime	17	at Dallas . . . . .	12/09/08
	3rd Overtime	14	Most recent, vs. Atlanta	03/20/84
	Season	9,862	(120.3 ppg) . . . . .	1983-84
LOWS	Game	64	Most recent, at Utah . . . . .	04/04/08
	1st Half	28	at Houston . . . . .	01/15/05
	2nd Half	25	at Philadelphia . . . . .	02/11/11
	1st Quarter	5	vs. Atlanta . . . . .	02/25/08
	2nd Quarter	8	at Houston . . . . .	12/01/01
	3rd Quarter	9	Most recent, at Boston . . . . .	04/04/12
	4th Quarter	8	Most recent, at New Orleans . . . . .	03/12/08

# SPURS TEAM RECORDS

1st Overtime	4	Most recent, at New York . . . . .	03/17/15
2nd Overtime	5	vs. L.A. Lakers . . . . .	10/26/85
3rd Overtime	5	vs. Memphis . . . . .	12/17/14
Season	7,418	(90.5 ppg) . . . . .	1996-97
Largest Margin of Victory	51	at Philadelphia . . . . .	12/07/15
Largest Margin of Defeat	46	at Phoenix . . . . .	04/15/89

## FIELD GOALS MADE

HIGHS	Game	68	vs. San Diego . . . . .	11/08/78
	Half	36	vs. Milwaukee (30T) . . . . .	03/06/82
	Quarter	22	vs. Boston (2nd) . . . . .	02/14/79
	Season	3,927	vs. Boston (3rd) . . . . .	02/14/79
LOWS	Game	22	at Toronto . . . . .	1978-79
	Half	8	at Utah (2nd) . . . . .	02/07/02
	Quarter	1	vs. Atlanta (1st) . . . . .	04/04/08
	Season	2,827	vs. Atlanta (1st) . . . . .	02/25/08
				1996-97

## FIELD GOALS ATTEMPTED

HIGHS	Game	127	at Golden State . . . . .	02/28/90
	Half	68	at Denver (1st) . . . . .	02/04/81
	Quarter	39	at Denver (1st) . . . . .	02/04/81
	Season	7,760	1978-79 . . . . .	1978-79
LOWS	Game	57	Most recent, at Utah . . . . .	01/23/02
	Half	24	vs. Cleveland (2nd) . . . . .	11/01/97
	Quarter	9	vs. Cleveland (3rd) . . . . .	11/01/97
	Season	6,187	1997-98 . . . . .	1997-98

## FIELD GOAL PERCENTAGE

HIGHS	Game	.707	at Dallas (53-75) . . . . .	04/16/83
	Half	.839	vs. Cleveland (26-31) (1st) . . . . .	12/11/04
	Quarter	.950	at Houston (19-20) (1st) . . . . .	03/08/86
	Season	.513	(3,698-7,202) . . . . .	1984-85
LOWS	Game	.239	at Toronto (22-92) . . . . .	02/07/02
	Half	.220	at Seattle (9-41) (2nd) . . . . .	03/06/81
	Quarter	.059	vs. Atlanta (1-17) (1st) . . . . .	02/25/08
	Season	.442	(2,842-6,434) . . . . .	2003-04

## 3-PT FIELD GOALS MADE

HIGHS	Game	20	vs. Dallas . . . . .	12/23/12
	Half	12	at Seattle (2nd) . . . . .	03/25/07
	Quarter	8	Most recent, at Miami . . . . .	03/04/11
	Season High	698	2013-14 . . . . .	2013-14
	Season Low	15	1980-81 . . . . .	1980-81

## 3-PT FIELD GOALS ATTEMPTED

HIGHS	Game	36	at Denver . . . . .	12/18/12
	Half	24	Most recent, at Denver . . . . .	12/18/12
	Quarter	14	vs. Miami (3rd) . . . . .	11/07/08
	Season High	1,847	2014-15 . . . . .	2014-15
	Season Low	85	1980-81 . . . . .	1980-81

## 3-PT FIELD GOAL PERCENTAGE

HIGHS	Game	1.000	vs. Milwaukee (6-6) . . . . .	12/22/90
	Half	1.000	vs. Sacramento (8-8) (2nd) . . . . .	02/21/02
	Season	.407	(445-1094) . . . . .	2000-01
LOWS	Game	.000	at Dallas (0-12) . . . . .	04/07/05
	Half	.000	vs. Atlanta (0-12) (2nd) . . . . .	11/12/92
	Season	.176	(15-85) . . . . .	1980-81

## FREE THROWS MADE

HIGHS	Game	45	vs. Seattle . . . . .	02/26/81
	Half	29	vs. Dallas (2nd) . . . . .	11/29/84
	Quarter	21	at Denver (4th) . . . . .	04/10/10
	Season	2,052	1980-81 . . . . .	1980-81
LOWS	Game	2	vs. Dallas . . . . .	11/20/99
	Half	0	Most recent, vs. Houston (2nd) . . . . .	03/12/06
	Quarter	0	Numerous Times . . . . .	2008-09
	Season	1,249	2008-09 . . . . .	2008-09

## FREE THROWS ATTEMPTED

HIGHS	Game	57	vs. Kansas City . . . . .	11/17/83
	Half	40	at Denver (2nd) . . . . .	04/10/10
	Quarter	28	at Denver (4th) . . . . .	04/10/10
	Season	2,668	1980-81 . . . . .	1980-81
LOWS	Game	5	vs. Dallas . . . . .	11/20/99
	Half	0	at L.A. Lakers (1st) . . . . .	02/06/79
	Quarter	0	Numerous Times . . . . .	2008-09
	Season	1,641	2008-09 . . . . .	2008-09

# SPURS TEAM RECORDS

## FREE THROW PERCENTAGE

HIGHS	Game	1.000	at Dallas (26-26)	12/20/14
	Half	1.000	vs. New Jersey (20-20) (1st)	12/09/89
	Quarter	1.000	vs. New York (17-17) (3rd)	12/13/78
	Season	.807	(2,042-2,528)	1979-80
LOWS	Game	.316	vs. L.A. Clippers (6-19)	12/13/05
	Half	.000	Numerous Times	
	Season	.681	(1,409-2,069)	2003-04

## REBOUNDS

HIGHS	Game	75	vs. Houston (20T)	01/04/92
	Half	42	vs. Denver (2nd)	04/08/97
	Quarter	25	vs. Houston (4th)	04/01/83
	Season	3,886	(47.4 rpg)	1980-81
LOWS	Game	25	Most recent, at Portland	11/20/06
	Half	7	vs. Boston (1st)	03/13/86
	Quarter	1	vs. New York	01/02/14
	Season	3,230	(39.4 rpg)	1996-97

## OFFENSIVE REBOUNDS

HIGHS	Game	37	at Golden State	02/28/90
	Half	25	vs. Denver (2nd)	04/08/97
	Quarter	15	vs. Denver (4th)	04/08/97
	Season	1,304		1980-81
LOWS	Game	0	at Utah	01/23/02
	Half	0	Most recent, at New Orleans (1st)	12/26/14
	Quarter	0	Numerous Times	
	Season	728		2008-09

## DEFENSIVE REBOUNDS

HIGHS	Game	52	vs. Denver	12/19/90
	Half	28	Most recent, at Houston (2nd)	11/14/06
	Quarter	18	vs. Houston (4th)	04/01/83
	Season	2,831		2015-16
LOWS	Game	15	Most recent, at Portland	11/21/86
	Half	3	vs. Boston (1st)	03/13/86
	Quarter	0	Most recent, at Utah (3rd)	02/18/89
	Season	2,129		1996-97

## ASSISTS

HIGHS	Game	50	vs. Denver	04/15/84
	Half	27	Most recent, vs. Denver (2nd)	12/18/87
	Quarter	19	vs. Denver (2nd)	04/15/84
	Season	2,361		1983-84
LOWS	Game	8	at Utah	04/04/08
	Half	1	at Cleveland (2nd)	01/02/07
	Quarter	0	at Phoenix (1st)	12/15/09
	Season	1,636		2002-03

## TURNOVERS

HIGHS	Game	40	Most recent, at Golden State	02/15/89
	Half	26	at Golden State (2nd)	02/15/89
	Quarter	17	Most recent, at Golden State (3rd)	02/15/89
	Season	1,689		1988-89
LOWS	Game	3	vs. Orlando	11/21/07
	Half	0	Most recent, vs. Orlando (1st)	11/21/07
	Quarter	0	Numerous Times	
	Season	963		2008-09

## STEALS

HIGHS	Game	22	vs. Miami	01/23/89
	Half	13	Most recent, vs. Utah (2nd)	01/15/85
	Quarter	11	at Denver (2nd)	04/20/89
	Season	961		1988-89
LOWS	Game	0	Most recent, at New Jersey	02/14/11
	Half	0	Numerous Times	
	Season	474		2008-09

## BLOCKS

HIGHS	Game	20	Most recent, vs. Chicago	11/26/99
	Half	15	vs. Golden State (2nd)	02/24/81
	Quarter	9	Most recent, vs. Philadelphia (3rd)	02/28/98
	Season	643		1980-81
LOWS	Game	0	Numerous Times	
	Season	325		1986-87

# SPURS TEAM RECORDS

## PERSONAL FOULS

HIGHS	Game	45	vs. Utah . . . . .	11/08/97
	Half	28	at L.A. Lakers (2nd) . . . . .	11/26/89
	Quarter	15	at Houston (4th) . . . . .	04/10/15
	Season	2,217		1981-82
LOWS	Game	7	at Houston . . . . .	04/13/84
	Half	1	vs. Brooklyn (1st) . . . . .	11/22/14
	Quarter	0	Numerous Times	
	Season	1,495		2013-14

## WINS

Most Consecutive Wins	19		2013-14
Most Consecutive Home Wins	39		2015-16
Most Consecutive Road Wins	9		2005-06
Most Wins, Season	67		2015-16
Most Home Wins, Season	40		2015-16
Most Road Wins, Season	31		2013-14

# OPPONENT RECORDS

## POINTS

INDIVIDUAL	Game	57	(2) Most recent, Kyrie Irving vs. Cleveland . . . . .	03/12/15
	1st Half	32	Larry Bird vs. Boston . . . . .	02/21/87
	2nd Half	35	Billy Knight vs. Indiana . . . . .	11/11/80
	1st Quarter	22	Most recent, Al Harrington vs. Atlanta . . . . .	11/15/05
	2nd Quarter	20	Most recent, Wally Szczerbiak at Seattle . . . . .	11/25/07
TEAM HIGHS	3rd Quarter	20	Michael Jordan at Chicago . . . . .	01/17/92
	4th Quarter	26	Stephon Marbury at Phoenix . . . . .	11/29/02
	Game	166	vs. Milwaukee (3OT) . . . . .	03/06/82
	1st Half	90	vs. Denver . . . . .	11/07/90
	2nd Half	87	vs. Atlanta . . . . .	11/27/79
TEAM LOWS	1st Quarter	49	at Portland . . . . .	11/25/90
	2nd Quarter	46	at Phoenix . . . . .	04/15/89
	3rd Quarter	48	vs. Denver . . . . .	04/13/82
	4th Quarter	48	at Portland . . . . .	01/09/77
	Season	9,884	(120.5 ppg)	1983-84
TEAM HIGHS	Game	55	at Indiana . . . . .	03/29/98
	1st Half	22	vs. Denver . . . . .	11/27/02
	2nd Half	21	at Indiana . . . . .	03/29/98
	1st Quarter	3	vs. Denver . . . . .	11/27/02
	2nd Quarter	7	vs. Memphis . . . . .	10/30/13
TEAM LOWS	3rd Quarter	9	Most recent, vs. Portland . . . . .	03/28/11
	4th Quarter	6	vs. Toronto . . . . .	11/01/02
	Season	6,909	(84.3 ppg)	2003-04

## FIELD GOALS MADE

INDIVIDUAL	Game	24	Purvis Short at Golden State . . . . .	01/07/84
	Half	14	Purvis Short at Golden State (2nd) . . . . .	01/07/84
	Quarter	11	Stephon Marbury at Phoenix (4th) . . . . .	11/29/02
TEAM HIGHS	Game	68	at New Orleans . . . . .	04/09/78
	Half	40	vs. Atlanta (1st) . . . . .	11/27/79
	Season	4,000		1979-80
TEAM LOWS	Game	19	vs. Utah . . . . .	11/08/97
	Half	7	vs. Sacramento (2nd) . . . . .	11/02/07
	Season	2,613		2003-04

## FIELD GOALS ATTEMPTED

INDIVIDUAL	Game	41	Kobe Bryant at L.A. Lakers . . . . .	02/14/03
	Half	22	Stephon Marbury at Phoenix (2nd) . . . . .	11/29/02
	Quarter	15	Most recent, Al Harrington vs. Atlanta (1st) . . . . .	11/15/05
TEAM HIGHS	Game	130	at Houston . . . . .	04/13/84
	Half	65	at Utah (2nd) . . . . .	02/23/84
	Quarter	35	at Utah (3rd) . . . . .	02/23/84
TEAM LOWS	Season	8,075		1976-77
	Game	56	at Memphis . . . . .	02/24/06
	Half	27	at Memphis (2nd) . . . . .	02/24/06
TEAM LOWS	Quarter	11	vs. Utah (2nd) . . . . .	11/08/97
	Season	6,359		2004-05

# OPPONENT RECORDS

## FIELD GOAL PERCENTAGE

INDIVIDUAL HIGH	Game	1.000	Most recent, Devin Harris (8-8) at Dallas	11/05/05
INDIVIDUAL LOW	Game	.000	Tim Hardaway vs. Golden State (0-17)	12/21/91
TEAM HIGHS	Game	.663	at Denver (57-86)	01/02/76
	Season	.507	(3,704-7,310)	1986-87
TEAM LOWS	Game	.259	vs. Detroit (21-81)	02/21/99
	Half	.186	at Phoenix (1st, 8-43)	02/28/15
	Season	.402	(1,631-4,061)	1998-99

## 3-PT FIELD GOALS MADE

INDIVIDUAL	Game	8	Kevin Love vs. Minnesota	12/13/13
	Half	6	Most recent, Kevin Love vs. Minnesota (2nd)	12/13/13
	Quarter	5	Most recent, Kevin Love vs. Minnesota (3rd)	12/13/13
TEAM HIGHS	Game	17	at Golden State	02/20/15
	Half	12	at Miami (2nd)	01/17/12
	Quarter	8	at Portland (3rd)	02/21/12
	Season	558		2014-15
TEAM LOWS	Game	0	Numerous Times	
	Season	45		1980-81

## 3-PT FIELD GOALS ATTEMPTED

INDIVIDUAL	Game	17	George McCloud at Dallas	03/29/96
	Half	11	George McCloud at Dallas (2nd)	03/29/96
	Quarter	10	George McCloud at Dallas (4th)	03/29/96
TEAM HIGHS	Game	39	at Dallas	04/13/16
	Half	24	at Dallas	04/13/16
	Quarter	16	at New Orleans (4th)	01/09/04
	Season	1,634		2015-16
TEAM LOWS	Game	0	Numerous Times	
	Season	700		1991-92

## 3-PT FIELD GOAL PERCENTAGE

INDIVIDUAL	High Game	1.000	Kyrie Irving, vs. Cleveland (7-7)	03/12/15
	Low Game	.000	Most recent, Baron Davis at Golden State (0-7)	03/26/07
TEAM HIGHS	Game	1.000	at Oklahoma City (3-3)	04/12/91
	Season	.387	(552-1,425)	1996-97
TEAM LOWS	Game	.000	vs. Sacramento (0-13)	11/29/00
	Season	.241	(52-216)	1983-84

## FREE THROWS MADE

INDIVIDUAL	Game	20	Most recent, Moses Malone at Washington	03/14/88
	Half	14	Jay Vincent at Dallas (1st)	03/19/85
	Quarter	10	Most recent, Dwight Howard at Houston (3rd)	01/28/14
TEAM HIGHS	Game	46	at Denver	12/26/84
	Half	28	Most recent, at New York (2nd)	12/21/05
	Season	2,105		1988-89
TEAM LOWS	Game	3	Most recent, vs. L.A. Clippers	03/13/07
	Half	0	Most recent, vs. Sacramento (2nd)	04/12/09
	Season	1,221		2015-16

## FREE THROWS ATTEMPTED

INDIVIDUAL	Game	28	DeAndre Jordan, at LA Clippers	02/19/15
	Half	26	Josh Smith at Houston (2nd)	04/10/15
	Quarter	16	Josh Smith at Houston (4th)	04/10/15
TEAM HIGHS	Game	58	vs. Utah	03/29/97
	Half	37	vs. Utah (2nd)	03/29/97
	Season	2,714		1988-89
TEAM LOWS	Game	5	Most recent, vs. Atlanta	12/02/13
	Half	0	Most recent, vs. Phoenix (1st)	01/09/15
	Season	1,611		2015-16

## FREE THROW PERCENTAGE

INDIVIDUAL	Game	1.000	Dominique Wilkins, vs. Atlanta (18-18)	01/13/88
TEAM HIGHS	Game	1.000	Most recent, at New Orleans	03/03/16
	Season	.777	(1,283-1,651)	2001-02
TEAM LOWS	Game	.313	vs. Denver (5-16)	04/18/07
	Season	.714	(1,491-2,089)	1994-95

## REBOUNDS

INDIVIDUAL	Game	30	Andrew Bynum vs. L.A. Lakers	04/11/12
	Half	17	Most recent, Moses Malone at Houston (1st)	04/07/79
	Quarter	11	Most recent, Marcus Camby at Denver (2nd)	10/29/03
TEAM HIGHS	Game	77	at Houston (OT)	04/13/84
	Half	40	Most recent, at Denver (1st)	12/11/79
	Quarter	24	Most recent, vs. Golden State (4th)	02/24/81
	Season	4,016		1976-77
TEAM LOWS	Game	22	vs. Seattle	04/03/07
	Half	7	vs. Detroit (1st)	02/17/98
	Quarter	2	Most recent, vs. Golden State (3rd)	04/07/07
	Season	3,207		2006-07



# OPPONENT RECORDS

## OFFENSIVE REBOUNDS

INDIVIDUAL	Game	15	Moses Malone at Houston . . . . .	04/07/79
	Half	10	Jahidi White at Washington (2nd) . . . . .	01/15/02
	Quarter	7	Jahidi White at Washington (3rd) . . . . .	01/15/02
TEAM HIGHS	Game	35	at Houston (OT) . . . . .	04/13/84
	Half	19	at Dallas (1st) . . . . .	04/16/83
	Season	1,345	. . . . .	1977-78
TEAM LOWS	Game	1	Most recent, at Miami . . . . .	02/09/16
	Half	0	Most recent, at Memphis (1st) . . . . .	12/30/14
	Season	745	. . . . .	2008-09

## DEFENSIVE REBOUNDS

INDIVIDUAL	Game	25	Artis Gilmore at Chicago . . . . .	12/22/78
	Half	14	Artis Gilmore at Chicago (1st) . . . . .	12/22/78
	Quarter	49	at New Orleans . . . . .	11/05/76
TEAM HIGHS	Game	27	vs. L.A. Lakers (2nd) . . . . .	04/13/98
	Half	17	vs. Sacramento (2nd) . . . . .	02/16/86
	Quarter	2,687	. . . . .	1976-77
TEAM LOWS	Game	13	at Dallas . . . . .	01/15/94
	Half	4	vs. Detroit (1st) . . . . .	03/09/11
	Quarter	0	vs. Denver (4th) . . . . .	11/01/05
Season	2,153	. . . . .	1993-94	

## ASSISTS

INDIVIDUAL	Game	28	John Stockton at Utah . . . . .	01/15/91
	Half	15	John Stockton at Utah (2nd) . . . . .	01/15/91
	Quarter	10	Most recent, Mark Price at Cleveland (1st) . . . . .	03/23/93
TEAM HIGHS	Game	51	at Phoenix . . . . .	02/02/79
	Half	28	vs. Atlanta (2nd) . . . . .	11/27/79
	Quarter	17	at Dallas (1st) . . . . .	01/26/88
TEAM LOWS	Season	2,537	. . . . .	1979-80
	Game	7	Most recent, at New Orleans . . . . .	03/30/05
	Half	1	Most recent, vs. Boston (1st) . . . . .	03/17/08
Quarter	0	Most recent, vs. Miami . . . . .	03/31/15	
Season	1,336	. . . . .	2005-06	

## TURNOVERS

INDIVIDUAL	Game	10	Most recent, Maurice Lucas at New Jersey . . . . .	02/24/80
	Half	7	Most recent, Baron Davis at L.A. Clippers (1st) . . . . .	02/06/10
	Quarter	37	at New Orleans . . . . .	11/05/76
TEAM HIGHS	Game	22	vs. Portland (1st) . . . . .	11/13/76
	Half	13	vs. Portland (2nd) . . . . .	11/13/76
	Quarter	1,699	. . . . .	1978-79
TEAM LOWS	Game	3	vs. Sacramento . . . . .	12/08/02
	Half	0	at Phoenix (1st) . . . . .	04/13/11
	Quarter	0	Numerous Times . . . . .	
Season	961	. . . . .	2008-09	

## STEALS

INDIVIDUAL	Game	8	Most recent, Chris Webber vs. Washington . . . . .	11/26/97
	Half	6	Most recent, Chris Webber vs. Washington (1st) . . . . .	11/26/97
	Quarter	4	Most recent, Josh Howard at Dallas (2nd) . . . . .	11/05/05
TEAM HIGHS	Game	25	at Golden State . . . . .	02/15/89
	Half	17	at Golden State (2nd) . . . . .	02/15/89
	Quarter	10	at Golden State (3rd) . . . . .	02/15/89
TEAM LOWS	Season	915	. . . . .	1988-89
	Game	0	vs. Minnesota . . . . .	03/18/04
	Half	0	Numerous Times . . . . .	
Season	531	. . . . .	2008-09	

## BLOCKS

INDIVIDUAL	Game	14	Mark Eaton at Utah . . . . .	02/18/89
	Half	7	Most recent, Hakeem Olajuwon vs. Toronto (1st) . . . . .	12/12/01
	Quarter	6	Mark Eaton at Utah (2nd & 4th) . . . . .	02/18/89
TEAM HIGHS	Game	19	at Utah . . . . .	02/18/89
	Half	12	at L.A. Clippers (1st) . . . . .	03/26/86
	Quarter	9	at Utah (1st) . . . . .	02/18/89
TEAM LOWS	Season	545	. . . . .	1988-89
	Game	0	Numerous Times . . . . .	
	Season	317	. . . . .	2015-16

## PERSONAL FOULS

TEAM HIGHS	Game	43	Most recent, at Kansas City . . . . .	12/11/84
	Half	24	vs. Dallas (2nd) . . . . .	03/05/04
	Quarter	17	vs. Cleveland (4th) . . . . .	01/24/91
TEAM LOWS	Season	2,199	. . . . .	1982-83
	Game	5	vs. Dallas . . . . .	11/20/99
	Half	2	Most recent, vs. LA Clippers (1st) . . . . .	02/18/12
Quarter	0	Most recent, vs. New Orleans (4th) . . . . .	01/26/08	
Season	1,511	. . . . .	2008-09	

# SPURS PLAYOFF RECORDS

## POINTS

INDIVIDUAL	Game	46	George Gervin vs. Washington . . . . .	04/18/78
	Half	31	George Gervin vs. Washington (2nd) . . . . .	04/18/78
	Quarter	21	Tim Duncan vs. Dallas (2nd) . . . . .	05/17/06
TEAM HIGHS	Game	152	vs. Denver . . . . .	04/27/83
	Half	82	vs. Denver (1st) . . . . .	04/27/83
	Quarter	43	Most recent, vs. Oklahoma City (1st) . . . . .	04/30/16
TEAM LOWS	Overtime	19	Most recent, vs. Sacramento . . . . .	04/25/06
	Game	67	at Dallas . . . . .	04/23/09
	Half	28	Most recent, at L.A. Lakers (2nd) . . . . .	05/25/01
	Quarter	8	at L.A. Lakers (4th) . . . . .	05/25/01
	Overtime	3	at Golden State . . . . .	05/12/13
	Largest Margin of Victory	40	vs. Denver . . . . .	05/04/83
	Largest Margin of Defeat	47	at L.A. Lakers . . . . .	04/17/86

## FIELD GOALS MADE

INDIVIDUAL	Game	19	Most recent, George Gervin vs. Houston . . . . .	04/04/80
	Half	13	George Gervin vs. Washington (2nd) . . . . .	05/11/79
	Quarter	10	George Gervin vs. Washington (3rd) . . . . .	05/11/79
TEAM HIGHS	Game	67	vs. Denver . . . . .	05/04/83
	Half	34	vs. Denver (2nd) . . . . .	05/04/83
	Quarter	18	vs. Denver (3rd) . . . . .	05/04/83
TEAM LOWS	Game	25	Most recent, at Dallas . . . . .	04/23/09
	Half	7	vs. L.A. Lakers (2nd) . . . . .	05/21/01
	Quarter	2	Most recent, vs. Phoenix (3rd) . . . . .	04/25/00

## FIELD GOALS ATTEMPTED

INDIVIDUAL	Game	32	George Gervin vs. Washington . . . . .	05/11/79
	Half	19	George Gervin vs. Washington (2nd) . . . . .	05/11/79
	Quarter	13	Most recent, Tim Duncan vs. Detroit (3rd) . . . . .	06/23/05
TEAM HIGHS	Game	124	vs. Denver . . . . .	05/04/83
	Half	63	vs. Denver (2nd) . . . . .	05/04/83
	Quarter	38	vs. Denver (3rd) . . . . .	05/04/83
TEAM LOWS	Game	60	Most recent, at L.A. Lakers . . . . .	05/23/99
	Half	27	vs. L.A. Lakers (2nd) . . . . .	05/17/99
	Quarter	8	vs. L.A. Lakers (4th) . . . . .	05/17/99

## FIELD GOAL PERCENTAGE

INDIVIDUAL	Game	1.000	Numerous Times	
	Game	.622	vs. Phoenix (51-82) . . . . .	04/26/96
	Half	.758	at Miami (25-33) (1st) . . . . .	06/10/14
TEAM HIGHS	Quarter	.867	at Miami (13-15) (1st) . . . . .	06/10/14
	Game	.302	at L.A. Lakers (26-86) . . . . .	05/15/04
	Half	.213	at L.A. Lakers (10-47) (2nd) . . . . .	05/15/04
TEAM LOWS	Quarter	.125	vs. Utah (2-16) (4th) . . . . .	04/30/94

## 3-PT FIELD GOALS MADE

INDIVIDUAL	Game	8	Michael Finley vs. Denver . . . . .	05/02/07
	Half	6	Danny Green, vs. Miami (2nd) . . . . .	06/11/13
	Quarter	4	Most recent, Marco Belinelli vs. LA Clippers (2nd) . . . . .	04/30/15
TEAM HIGHS	Game	16	vs. Miami . . . . .	06/11/13
	Half	9	Most recent, vs. Miami (2nd) . . . . .	06/08/14
	Quarter	6	Most recent, at Miami (4th) . . . . .	05/03/08
TEAM LOWS	Game	0	Numerous Times	

## 3-PT FIELD GOALS ATTEMPTED

INDIVIDUAL	Game	12	Brent Barry vs. L.A. Lakers . . . . .	05/27/08
	Half	8	Bruce Bowen at New Orleans (1st) . . . . .	05/03/08
	Quarter	6	Most recent, Jaren Jackson at L.A. Lakers (4th) . . . . .	05/23/99
TEAM HIGHS	Game	35	at Oklahoma City . . . . .	05/31/14
	Half	18	at Oklahoma City (1st) . . . . .	05/31/14
	Quarter	13	at Oklahoma City (2nd) . . . . .	05/31/14
TEAM LOWS	Game	0	Numerous Times	

## 3-PT FIELD GOAL PERCENTAGE

INDIVIDUAL	Game	1.000	Michael Finley vs. Dallas (5-5) . . . . .	04/18/09
	Game	.750	vs. Seattle (3-4) . . . . .	05/02/82
	Half	1.000	Numerous Times	
TEAM LOWS	Game	.000	Numerous Times	

## FREE THROWS MADE

INDIVIDUAL	Game	19	Tim Duncan at L.A. Lakers . . . . .	05/22/99
	Half	13	David Robinson vs. Phoenix (2nd) . . . . .	05/16/93
	Quarter	11	Manu Ginobili at Utah (4th) . . . . .	05/28/07
TEAM HIGHS	Game	39	Most recent, at Denver . . . . .	05/02/05
	Half	27	Most recent, at L.A. Lakers (1st) . . . . .	05/23/99
	Quarter	19	at Utah (4th) . . . . .	05/28/07
TEAM LOWS	Game	5	at L.A. Lakers . . . . .	05/23/08
	Half	1	Most recent, at L.A. Lakers (1st) . . . . .	05/29/08
	Quarter	0	Numerous Times	

# SPURS PLAYOFF RECORDS

## FREE THROWS ATTEMPTED

INDIVIDUAL	Game	23	Most recent, Tim Duncan vs. Dallas . . . . .	05/22/06
	Half	15	David Robinson vs. Phoenix (2nd) . . . . .	05/16/93
	Quarter	13	Manu Ginobili at Utah (4th) . . . . .	05/28/07
TEAM HIGHS	Game	54	at L.A. Lakers . . . . .	05/23/99
	Half	37	at L.A. Lakers (1st) . . . . .	05/23/99
TEAM LOWS	Quarter	25	Most recent, at Utah (4th) . . . . .	05/28/07
	Game	9	vs. Washington . . . . .	04/25/78
	Half	2	at L.A. Lakers (1st) . . . . .	05/29/08
Quarter	0	Numerous times		

## FREE THROW PERCENTAGE

INDIVIDUAL	Game	1.000	Tim Duncan vs. Phoenix (15-15) . . . . .	05/28/05
	Half	1.000	Tim Duncan at L.A. Lakers (12-12) (1st) . . . . .	05/22/99
	Quarter	1.000	Numerous Times	
TEAM HIGHS	Game	1.000	at Portland (25-25) . . . . .	05/10/14
	Half	1.000	Numerous Times	
TEAM LOWS	Game	.429	Most recent, vs. Portland (6-14) . . . . .	05/08/14
	Half	.111	vs. L.A. Lakers (1-9) (2nd) . . . . .	05/02/04
	Quarter	.000	Numerous Times	

## REBOUNDS

INDIVIDUAL	Game	24	Tim Duncan at Dallas . . . . .	05/22/03
	Half	15	Tim Duncan vs. Dallas (1st) . . . . .	05/07/01
	Quarter	11	Tim Duncan at Phoenix (2nd) . . . . .	04/25/03
TEAM HIGHS	Game	75	vs. Denver . . . . .	05/04/83
	Half	38	vs. Denver (2nd) . . . . .	05/04/83
	Quarter	25	vs. Denver (4th) . . . . .	05/04/83
TEAM LOWS	Game	18	at L.A. Lakers . . . . .	04/17/86
	Half	4	at L.A. Lakers (1st) . . . . .	04/17/86
	Quarter	0	at L.A. Lakers (2nd) . . . . .	04/17/86

## OFFENSIVE REBOUNDS

INDIVIDUAL	Game	10	David Robinson at L.A. Lakers . . . . .	05/14/95
	Half	7	Nazr Mohammed vs. Denver (2nd) . . . . .	04/24/05
	Quarter	5	Most recent, David Robinson at Portland (3rd) . . . . .	05/15/90
TEAM HIGHS	Game	27	at Philadelphia . . . . .	04/20/78
	Half	17	vs. Phoenix (2nd) . . . . .	04/29/92
	Quarter	10	at Portland (2nd) . . . . .	05/15/90
TEAM LOWS	Game	3	Most recent, vs. Memphis . . . . .	04/19/16
	Half	0	vs. New York (1st) . . . . .	06/18/99
	Quarter	0	Numerous Times	

## DEFENSIVE REBOUNDS

INDIVIDUAL	Game	20	Tim Duncan at Phoenix . . . . .	04/25/03
	Half	11	Most recent, Tim Duncan vs. L.A. Lakers (2nd) . . . . .	05/27/08
	Quarter	10	Tim Duncan at Phoenix (2nd) . . . . .	04/25/03
TEAM HIGHS	Game	56	vs. Denver . . . . .	05/04/83
	Half	28	vs. Denver (1st and 2nd) . . . . .	05/04/83
	Quarter	15	vs. Denver (2nd) . . . . .	05/04/83
TEAM LOWS	Game	13	at L.A. Lakers . . . . .	04/17/86
	Half	3	at L.A. Lakers (1st) . . . . .	04/17/86
	Quarter	0	at L.A. Lakers (2nd) . . . . .	04/17/86

## ASSISTS

INDIVIDUAL	Game	20	Johnny Moore vs. Denver . . . . .	04/27/83
	Half	11	Most recent, Rod Strickland vs. Portland (2nd) . . . . .	05/10/90
	Quarter	8	Avery Johnson vs. Phoenix (3rd) . . . . .	04/26/96
TEAM HIGHS	Game	51	vs. Denver . . . . .	05/04/83
	Half	27	vs. Denver (2nd) . . . . .	05/04/83
	Quarter	16	vs. Denver (3rd) . . . . .	05/04/83
TEAM LOWS	Game	10	at Dallas . . . . .	04/23/09
	Half	2	at Utah (2nd) . . . . .	05/28/07
	Quarter	1	Numerous times	

## PERSONAL FOULS

TEAM HIGHS	Game	37	Most recent, at Portland . . . . .	05/01/93
	Half	22	vs. L.A. Clippers (2nd) . . . . .	04/22/15
	Quarter	16	at L.A. Lakers (4th) . . . . .	05/15/04
TEAM LOWS	Game	11	vs. Memphis . . . . .	04/17/16
	Half	3	vs. Memphis (2nd) . . . . .	04/17/16
	Quarter	0	Most recent, vs. Oklahoma City (3rd) . . . . .	04/30/16

# SPURS PLAYOFF RECORDS

## STEALS

INDIVIDUAL	Game	6	Most recent, Avery Johnson at Utah . . . . .	05/12/96
	Half	4	Most recent, Kawhi Leonard at Dallas (1st) . . . . .	04/26/14
	Quarter	4	Kawhi Leonard at Dallas (1st) . . . . .	04/26/14
TEAM HIGHS	Game	17	at L.A. Lakers . . . . .	04/29/88
	Half	11	at L.A. Lakers (1st) . . . . .	04/29/88
TEAM LOWS	Quarter	7	at L.A. Lakers (1st) . . . . .	04/29/88
	Game	1	Most recent, vs. Dallas . . . . .	04/23/14
	Half	0	Numerous Times	

## BLOCKS

INDIVIDUAL	Game	9	Tim Duncan vs. Phoenix . . . . .	05/18/07
	Half	7	David Robinson vs. Golden State (2nd) . . . . .	04/25/91
TEAM HIGHS	Quarter	5	Most recent, Tim Duncan vs. Phoenix (1st) . . . . .	05/18/07
	Game	14	vs. Houston . . . . .	04/08/81
	Half	10	vs. Utah (1st) . . . . .	04/30/94
TEAM LOWS	Quarter	7	vs. Houston (3rd) . . . . .	04/08/81
	Game	0	Most recent, at Portland . . . . .	05/10/14
	Half	0	Numerous Times	

## TURNOVERS

INDIVIDUAL	Game	10	Tim Duncan at L.A. Lakers . . . . .	05/05/02
	Half	7	Tim Duncan at L.A. Lakers (2nd) . . . . .	05/05/02
TEAM HIGHS	Quarter	5	Most recent, Tim Duncan vs. Phoenix (4th) . . . . .	05/14/07
	Game	26	at Denver . . . . .	04/28/85
	Half	18	at Denver (1st) . . . . .	04/28/85
TEAM LOWS	Quarter	14	at Denver (1st) . . . . .	04/28/85
	Game	5	vs. Dallas . . . . .	04/30/14
	Half	2	Most recent, vs. Dallas (1st) . . . . .	04/30/14
	Quarter	0	Most recent, vs. Dallas (1st) . . . . .	04/30/14

## STREAKS

Consecutive Wins	12	. . . . .	05/13/99–06/18/99
Consecutive Losses	7	. . . . .	1983–88

# OPPONENT PLAYOFF RECORDS

## POINTS

INDIVIDUAL	Game	45	Kobe Bryant vs. L.A. Lakers . . . . .	05/19/01
	Half	28	Most recent, Kevin Durant at Oklahoma City (2nd) . . . . .	06/02/12
	Quarter	23	Goran Dragic vs. Phoenix (4th) . . . . .	05/07/10
TEAM HIGHS	Game	141	Most recent, at Denver . . . . .	04/18/85
	Half	83	at Houston (2nd) . . . . .	04/06/80
TEAM LOWS	Quarter	45	at Houston (4th) . . . . .	04/06/80
	Overtime	15	vs. Dallas . . . . .	05/22/06
TEAM LOWS	Game	63	at Portland . . . . .	06/04/99
	Half	25	at Portland (2nd) . . . . .	06/04/99
	Quarter	8	Most recent, vs. Dallas (1st) . . . . .	04/29/10

## FIELD GOALS MADE

INDIVIDUAL	Game	19	Most recent, Kobe Bryant vs. L.A. Lakers . . . . .	05/19/01
	Half	13	Kobe Bryant vs. L.A. Lakers (2nd) . . . . .	05/19/01
TEAM HIGHS	Quarter	10	Moses Malone at Houston (2nd) . . . . .	04/10/81
	Game	58	at Houston . . . . .	04/06/80
TEAM LOWS	Half	33	at Houston (2nd) . . . . .	04/06/80
	Quarter	17	at Houston (3rd) . . . . .	04/06/80
TEAM LOWS	Game	19	at Portland . . . . .	06/04/99
	Half	8	at Portland (2nd) . . . . .	06/04/99
	Quarter	2	vs. Utah (3rd) . . . . .	05/09/98

## FIELD GOALS ATTEMPTED

INDIVIDUAL	Game	38	Kobe Bryant vs. L.A. Lakers . . . . .	05/05/03
	Half	20	Kobe Bryant vs. L.A. Lakers (2nd) . . . . .	05/19/01
TEAM HIGHS	Quarter	14	Amare Stoudemire at Phoenix (4th) . . . . .	06/01/05
	Game	111	vs. Washington . . . . .	05/11/79
TEAM LOWS	Half	57	Most recent, vs. Washington (2nd) . . . . .	05/11/79
	Quarter	31	vs. Washington (3rd) . . . . .	05/11/79
TEAM LOWS	Game	62	at Miami . . . . .	06/10/14
	Half	27	vs. Memphis (2nd) . . . . .	04/17/04
	Quarter	10	vs. Memphis (4th) . . . . .	04/17/04

# OPPONENT PLAYOFF RECORDS

## FIELD GOAL PERCENTAGE

INDIVIDUAL	Game	1.000	Most recent, Will Barton vs. Portland (5-5) . . . . .	05/08/14
TEAM HIGHS	Game	.663	at L.A. Lakers (57-86) . . . . .	04/17/86
	Half	.743	at Phoenix (26-35) (1st) . . . . .	05/18/93
TEAM LOWS	Quarter	.850	at L.A. Lakers (17-20) (2nd) . . . . .	04/17/86
	Game	.247	at Portland (19-77) . . . . .	06/04/99
	Half	.200	at Portland (8-40) (2nd) . . . . .	06/04/99
	Quarter	.118	vs. Utah (2-17) (3rd) . . . . .	05/09/98

## 3-PT FIELD GOALS MADE

INDIVIDUAL	Game	7	Vince Carter vs. Dallas . . . . .	04/30/14
	Half	5	Most recent, Goran Dragic vs. Phoenix (2nd) . . . . .	05/07/10
TEAM HIGHS	Game	15	vs. Phoenix . . . . .	05/07/10
	Half	9	Most recent, vs. Phoenix (2nd) . . . . .	05/07/10
TEAM LOWS	Quarter	6	Most recent, vs. Phoenix (4th) . . . . .	05/07/10
	Game	0	Numerous Times	

## 3-PT FIELD GOALS ATTEMPTED

INDIVIDUAL	Game	11	Kobe Bryant vs. L.A. Lakers . . . . .	05/13/03
	Half	11	Kobe Bryant vs. L.A. Lakers (2nd) . . . . .	05/13/03
TEAM HIGHS	Game	31	at Dallas . . . . .	05/25/03
	Half	17	Most recent, vs. Oklahoma City (2nd) . . . . .	05/19/14
TEAM LOWS	Quarter	11	Most recent, vs. Miami (3rd) . . . . .	06/05/14
	Game	0	Numerous Times	

## 3-PT FIELD GOAL PERCENTAGE

INDIVIDUAL	Game	1.000	Most recent, Goran Dragic vs. Phoenix (5-5) . . . . .	05/07/10
TEAM HIGHS	Game	1.000	Numerous Times	
	Half	1.000	Numerous Times	
TEAM LOWS	Game	.000	Numerous Times	

## FREE THROWS MADE

INDIVIDUAL	Game	21	Dirk Nowitzki at Dallas . . . . .	05/13/06
	Half	13	Moses Malone vs. Houston (2nd) . . . . .	04/14/81
TEAM HIGHS	Quarter	9	Most recent, Dirk Nowitzki at Dallas (4th) . . . . .	05/13/06
	Game	49	vs. Dallas . . . . .	05/19/03
TEAM LOWS	Half	28	vs. Dallas (2nd) . . . . .	05/19/03
	Quarter	20	vs. Dallas (4th) . . . . .	05/19/03
	Game	4	Most recent, vs. Memphis . . . . .	04/17/16
	Half	0	at L.A. Lakers (1st) . . . . .	05/07/02
	Quarter	0	Numerous Times	

## FREE THROWS ATTEMPTED

INDIVIDUAL	Game	24	Dirk Nowitzki at Dallas . . . . .	05/13/06
	Half	14	Most recent, Shaquille O'Neal vs. Phoenix (1st) . . . . .	04/29/08
TEAM HIGHS	Quarter	10	Most recent, Shaquille O'Neal vs. Phoenix (2nd) . . . . .	04/29/08
	Game	51	at Portland . . . . .	05/08/90
TEAM LOWS	Half	27	at Dallas (2nd) . . . . .	05/13/06
	Quarter	22	at Dallas (4th) . . . . .	05/13/06
	Game	5	vs. Utah . . . . .	05/09/96
	Half	1	at Houston (2nd) . . . . .	04/15/81
	Quarter	0	Numerous times	

## FREE THROW PERCENTAGE

INDIVIDUAL	Game	1.000	Most recent, Russell Westbrook at Oklahoma City (14-14) . . . . .	05/27/14
TEAM HIGHS	Game	1.000	vs. Dallas (23-23) . . . . .	05/27/03
	Half	1.000	at Denver (18-18) (2nd) . . . . .	05/01/90
TEAM LOWS	Game	.389	vs. L.A. Lakers (7-18) . . . . .	05/05/04
	Half	.000	vs. L.A. Lakers (0-2) (1st) . . . . .	05/07/02
	Quarter	.000	Numerous times	

## REBOUNDS

INDIVIDUAL	Game	23	Elvin Hayes vs. Washington . . . . .	05/09/79
	Half	15	Elvin Hayes vs. Washington (2nd) . . . . .	05/09/79
TEAM HIGHS	Quarter	11	Elvin Hayes vs. Washington (4th) . . . . .	05/09/79
	Game	63	Most recent, at L.A. Lakers . . . . .	05/25/01
TEAM LOWS	Half	36	at Boston (1st) . . . . .	04/12/77
	Quarter	22	Most recent, vs. Utah (2nd) . . . . .	05/30/07
	Game	26	at Miami . . . . .	06/10/14
	Half	10	Most recent, at Miami (1st) . . . . .	06/10/14
	Quarter	2	vs. Miami (4th) . . . . .	06/05/14

# OPPONENT PLAYOFF RECORDS

## OFFENSIVE REBOUNDS

INDIVIDUAL	Game	11	Most recent, Wes Unseld vs. Washington . . . . .	05/11/79
	Half	8	Shaquille O'Neal at L.A. Lakers (1st) . . . . .	05/11/03
	Quarter	6	Shaquille O'Neal at L.A. Lakers (1st) . . . . .	05/11/03
TEAM HIGHS	Game	28	Most recent, vs. Washington . . . . .	05/11/79
	Half	16	vs. Washington (1st). . . . .	04/16/78
	Quarter	11	vs. Washington (3rd) . . . . .	05/11/79
TEAM LOWS	Game	3	Most recent, at L.A. Lakers . . . . .	05/23/08
	Half	0	Most recent, at L.A. Lakers (1st) . . . . .	05/23/08
	Quarter	0	Numerous Times	

## DEFENSIVE REBOUNDS

INDIVIDUAL	Game	19	Dirk Nowitzki at Dallas . . . . .	05/19/06
	Half	13	Blake Griffin, vs. LA Clippers (2nd). . . . .	04/26/15
	Quarter	9	Blake Griffin, vs. LA Clippers (4th) . . . . .	04/26/15
TEAM HIGHS	Game	46	at Dallas . . . . .	04/23/09
	Half	26	at Dallas (1st) . . . . .	04/23/09
	Quarter	16	at Philadelphia (1st) . . . . .	04/29/79
TEAM LOWS	Game	19	Most recent, vs. Sacramento . . . . .	05/02/06
	Half	4	vs. Sacramento (1st) . . . . .	04/22/06
	Quarter	1	at Philadelphia (3rd) . . . . .	04/22/79

## ASSISTS

INDIVIDUAL	Game	19	Most recent, John Stockton vs. Utah . . . . .	05/07/96
	Half	11	Kevin Johnson vs. Phoenix (1st) . . . . .	04/28/96
	Quarter	8	Kevin Johnson at Phoenix (2nd). . . . .	04/26/92
TEAM HIGHS	Game	40	Most recent, at L.A. Lakers . . . . .	04/29/88
	Half	22	at L.A. Lakers (1st). . . . .	04/29/88
	Quarter	14	vs. Denver (1st) . . . . .	04/26/83
TEAM LOWS	Game	8	Most recent, vs. Dallas . . . . .	05/07/06
	Half	1	vs. Dallas (2nd) . . . . .	05/07/06
	Quarter	0	Most recent, vs. Dallas (4th) . . . . .	05/22/06

## PERSONAL FOULS

TEAM HIGHS	Game	39	Most recent, at L.A. Lakers . . . . .	05/23/99
	Half	25	at L.A. Lakers (1st). . . . .	05/23/99
	Quarter	15	vs. Phoenix (4th) . . . . .	04/29/98

## STEALS

INDIVIDUAL	Game	7	Charles Barkley at Phoenix . . . . .	05/13/93
	Half	6	Maurice Cheeks at Philadelphia (1st) . . . . .	04/22/79
	Quarter	3	Numerous Times	
TEAM HIGHS	Game	15	Most recent, vs. Houston . . . . .	05/30/95
	Half	9	Most recent, vs. L.A. Lakers (2nd) . . . . .	05/17/99
	Quarter	7	vs L.A. Lakers (4th) . . . . .	05/17/99
TEAM LOWS	Game	0	vs. Sacramento . . . . .	04/22/06
	Half	0	Numerous Times	

## BLOCKS

INDIVIDUAL	Game	8	Shaquille O'Neal at L.A. Lakers . . . . .	05/09/04
	Half	6	Shaquille O'Neal at L.A. Lakers (2nd) . . . . .	05/14/02
	Quarter	5	Ben Wallace at Detroit (1st) . . . . .	06/14/05
TEAM HIGHS	Game	14	at L.A. Lakers. . . . .	05/11/82
	Half	10	at L.A. Lakers (2nd) . . . . .	05/18/83
	Quarter	6	at L.A. Lakers (3rd) . . . . .	05/18/83
TEAM LOWS	Game	0	Numerous Times	

## TURNOVERS

INDIVIDUAL	Game	9	Magic Johnson at L.A. Lakers . . . . .	04/17/86
	Half	6	Kevin Durant at Oklahoma City (2nd). . . . .	05/31/14
	Quarter	27	vs. Philadelphia . . . . .	04/15/79
TEAM HIGHS	Game	17	at L.A. Lakers (1st). . . . .	04/29/88
	Half	11	vs. L.A. Lakers (4th) . . . . .	05/02/04
	Quarter	6	Most recent, at New Orleans . . . . .	05/13/08
TEAM LOWS	Game	0	vs. L.A. Lakers (1st) . . . . .	05/10/02
	Half	0	Most recent, at Dallas (1st) . . . . .	04/27/10
	Quarter	0		



THE NBA



**NBA ENTERTAINMENT  
NATIONAL BASKETBALL ASSOCIATION  
WOMEN'S NATIONAL BASKETBALL ASSOCIATION  
NBA DEVELOPMENT LEAGUE**



## **NEW YORK**

Olympic Tower  
645 Fifth Avenue  
New York, NY 10022  
Telephone: (212) 407-8000  
Fax: (212) 832-3861

## **NEW JERSEY**

100 Plaza Drive  
Secaucus, NJ 07094  
Telephone: (201) 865-1500  
Fax: (201) 974-5973

## **INTERNATIONAL OFFICES**

### **EUROPE**

#### **HEADQUARTERS - NBA EMEA**

Endeavour House  
189 Shaftesbury Avenue  
London, UK WC2H 8JR  
Telephone: +44-20-7420-8900

### **SPAIN**

pp. Empresarial 'La Finca'  
Edif. 17A, 1a  
28223 Pozuelo de Alarcón,  
Madrid, Spain  
Telephone: +34-911-517-101  
Fax: +34-911-517-120

### **AFRICA**

6th Floor World Trade Center,  
Cnr West Road South and  
Lower Road  
Morningside 2196  
Johannesburg, South Africa  
Telephone: +27-87-940-1333  
Fax: +27-86-726-6351

### **INDIA**

Tower 1, 10th Floor  
Indiabulls Finance Center  
Senapati Bapat Marg Mumbai  
Maharashtra 400013  
Telephone: +91-22-6124-6100

### **LATIN AMERICA**

#### **Brazil**

Av Borges de Medeiros, 633  
Sala 303 – Leblon  
Rio de Janeiro, RJ, Brazil  
22430-041  
Telephone: +55-21-3206-6400  
Fax: +55-21-2586-6001

#### **MEXICO**

Av Santa Fe 94, Torre A Piso  
8, Colonia Zedec Santa Fe  
Mexico DF Mexico 01210  
Telephone: +52-55-88511159  
Fax: +52-55-88511111

#### **CANADA**

50 Bay Street  
Suite 1402  
Toronto, Ontario  
Canada M5J 3A5  
Telephone: (416) 682-2000  
Fax: (416) 364-0205

### **ASIA/PACIFIC**

#### **HONG KONG**

Room 3101, The Lee Gardens  
33 Hysan Avenue  
Causeway Bay, Hong Kong  
Telephone: +852-2843-9600  
Fax: +852-2536-4808

### **TAIWAN**

Suite 1303, No. 88, Section 2  
Chung Hsiao East Road  
Taipei, Taiwan ROC 100  
Telephone: +886-2-2397-8000  
Fax: +886-2-2358-1098

### **KOREA**

21/F Seoul Finance Center  
136 Sejong-Daero, Jung-Gu  
Seoul, Korea 100-768  
Telephone: +822-3782-6835  
Fax: +822-3782-4555

### **PHILIPPINES**

9/F Regus Office, Net Park  
5th Avenue Fort Bonifacio  
Global City  
Taguig, Philippines  
Telephone: +63-2-795-2446

### **CHINA—BEIJING**

19th Floor, Office Tower 2  
China Central Place  
No. 79 Jianguo Road,  
Chaoyang District  
Beijing, China 100025  
Telephone: +86-10-5200-8200  
Fax: +86-10-5200-8202

### **CHINA—SHANGHAI**

Unit 2703-2708, 27F, Tower  
2 Plaza 66  
1366 Nanjing West Road,  
Jing An District  
Shanghai, China 200040  
Telephone: +86-21-6137-2200  
Fax: +86-21-6288-9920



## Austin Spurs

13581 Pond Springs Road, Suite 108, Austin, TX 78729  
 Tel: (512) 236-8333; Fax: (512) 236-8444  
 Arena: Cedar Park Center  
 Media Relations Contact: Perri Travillion  
 (ptravillion@attcenter.com)  
 Website: www.austinspurs.com  
 NBA Affiliation: San Antonio

## Canton Charge

1101 Market Avenue North; Canton, OH 44702  
 Tel: (866) 444-1944; Fax: (330) 489-1703  
 Arena: Canton Memorial Civic Center  
 Media Relations Contact: Sean Wyatt  
 (swyatt@cantoncharge.com)  
 Website: www.cantoncharge.com  
 NBA Affiliation: Cleveland

## Delaware 87ers

300 Martin Luther King Blvd, Ste. 200; Wilmington, DE 19801  
 Tel: (302) 504-7587; Fax: (302)351-5370  
 Arena: Bob Carpenter Center  
 Media Relations Contact: Alex Yoh  
 (alexboh@sevens.com)  
 Website: www.sevens.com  
 NBA Affiliation: Philadelphia

## Erie BayHawks

110 East 8th Street; Erie, PA 16501  
 Tel: (814) 790-5600; Fax: (814) 790-5608  
 Arena: Erie Insurance Arena  
 Media Relations Contact: Iris Rayburn  
 (iris.rayburn@nbaerie.com)  
 Website: www.nbaerie.com  
 NBA Affiliation: Orlando

## Fort Wayne Mad Ants

1910 St. Joe Center Rd, Suite 61; Fort Wayne, IN 46825  
 Tel: (260) 469-4667; Fax: (260) 469-4674  
 Arena: Allen County War Memorial Coliseum  
 Media Relations Contact: Vinessa Needham  
 (vneedham@fortwaynehoops.com)  
 Website: www.fortwaynehoops.com  
 NBA Affiliations: Indiana

## Grand Rapids Drive

40 Monroe Center NW, Ste 11; Grand Rapids MI 49503  
 Tel: (844) 473-7483  
 Arena: DeltaPlex Arena  
 Media Relations Contact: Sarah Parfet Jbara (spj@nbagrandsrapids.com)  
 Website: www.nbagrandsrapids.com  
 NBA Affiliation: Detroit

## Greensboro Swarm

2411 West Gate City Blvd.; Greensboro, NC 27403  
 Tel: (336) 907-3600  
 Arena: The Fieldhouse at the Greensboro Coliseum Complex  
 Media Relations Contact: Katerina Kienle  
 (kkienle@gsooswarm.com)  
 Website: www.gsooswarm.com  
 NBA Affiliation: Charlotte

## Iowa Energy

730 3rd Street; Des Moines, Iowa 50309  
 Tel: (515) 564-8550; Fax: (515) 564-8551  
 Arena: Wells Fargo Arena  
 Media Relations Contact: Seth Nutting  
 (sethnutting@iowanba.com )  
 Website: www.iowanba.com  
 NBA Affiliation: Memphis

## Long Island Nets

168 39th Street, 8th Floor; Brooklyn, NY 11232  
 Tel: (718) 215-2299; Fax: (718) 522-3544  
 Arena: Barclays Center  
 Media Relations Contact: Megan Walsh  
 (mwalsh@brooklynnets.com)  
 Website: www.longislandnets.com  
 NBA Affiliation: Brooklyn

## Los Angeles D-Fenders

555 North Nash Street; El Segundo, CA 90245  
 Tel: (310) 426-6000; Fax: (310) 426-6031  
 Arena: Toyota Sports Center  
 Media Relations Contact: T.C. Greene  
 (tgreene@d-fenders.com)  
 Website: www.d-fenders.com  
 NBA Affiliation: Los Angeles Lakers

## Maine Red Claws

413 Congress Street; Portland, ME 04101  
 Tel: (207) 210-6655; Fax: (207) 210-6659  
 Arena: Portland Exposition Building  
 Media Relations Contact: Evans Boston (eboston@maineredclaws.com)  
 Website: www.maineredclaws.com  
 NBA Affiliation: Boston

## Northern Arizona Suns

3201 N. Main Street; Prescott Valley, AZ 86314  
 Tel: (928) 772-7867  
 Arena: Prescott Valley Event Center  
 Media Relations Contact: Ashley Stovall  
 (astovall@nazsuns.com)  
 Website: www.nazsuns.com  
 NBA Affiliation: Phoenix

## Oklahoma City Blue

208 Thunder Drive, Oklahoma City, OK 73102  
 Tel: (405) 208-4800; Fax: (405) 429-7900  
 Arena: Cox Convention Center  
 Media Relations Contact: TBD (TBD)  
 Website: www.oklahomacityblue.com  
 NBA Affiliation: Oklahoma City

## Raptors 905

5600 Rose Cherry Place; Mississauga, ON L4Z4B6  
 Tel: (416) 815-5600 Fax: (416) 357-9205  
 Arena: Hershey Centre  
 Media Relations Contact: TBD (TBD)  
 Website: www.raptors905.com  
 NBA Affiliation: Toronto

## Reno Bighorns

50 West Liberty Street, Ste. 201; Reno, NV 89501  
 Tel: (775) 853-8200  
 Arena: Reno Event Center  
 Media Relations Contact: Kyle Jones (kjones@renobighorns.com)  
 Website: www.renobighorns.com  
 NBA Affiliation: Sacramento

# NBA D-LEAGUE TEAM DIRECTORY & STANDINGS

## Rio Grande Valley Vipers

4500 North 10th Street, Suite 315; McAllen, TX 78504  
 Tel: (956) 972-1144; Fax: (956) 972-1150  
 Arena: State Farm Arena  
 Media Relations Contact: Anwar Chagollan  
 (anwar@rgvfc.com)  
 Website: www.rgvipers.com  
 NBA Affiliation: Houston

## Salt Lake City Stars

301 West South Temple; Salt Lake City, UT 84101  
 Tel: (801) 325-2500  
 Arena: Lifetime Activities Center – Bruin Arena  
 Media Relations: Gina Calvert  
 (gina.calvert@slcstars.com)  
 NBA Affiliation: Utah

## Santa Cruz Warriors

903 Pacific Avenue, Suite 101; Santa Cruz, CA 95060  
 Tel: (831) 731-4396; Fax: (831) 466-3201  
 Arena: Kaiser Permanente Arena  
 Media Relations Contact: Gina Antonello  
 (gantonello@santacruzbasketball.com)  
 Website: www.santacruzbasketball.com  
 NBA Affiliation: Golden State

## Sioux Falls Skyforce

2131 South Minnesota Ave; Sioux Falls, SD 57105  
 Tel: (605) 332-0605; Fax: (605) 332-2305  
 Arena: Sanford Pentagon  
 Media Relations Contact: Matt Dykstra  
 (mdykstra@skyforceonline.com)  
 Website: www.skyforceonline.com  
 NBA Affiliation: Miami

## Texas Legends

2601 Avenue of the Stars, Suite 300; Frisco, TX 75034  
 Tel: (214) 469-0822; Fax: (214) 469-0823  
 Arena: Dr. Pepper Arena  
 Media Relations Contact: Britney Wynn  
 (bwynn@texlegends.com)  
 Website: www.texlegends.com  
 NBA Affiliation: Dallas

## Westchester Knicks

198 Central Ave.; White Plains, NY 10606  
 Tel: (914) 559-6888  
 Arena: Westchester County Center  
 Media Relations Contact: Katie Hatch (Katie.hatch@msg.com)  
 Website: www.westchesterknicks.com  
 NBA Affiliation: New York

## Windy City Bulls

5333 Prairie Stone Parkway, Hoffman Estates, IL 60192  
 Tel: (847) 396-7070  
 Arena: Sears Centre  
 Media Relations Contact: Cedric Quackenbush  
 (cquackenbush@bulls.com)  
 Website: www.windycitybulls.com  
 NBA Affiliation: Chicago

## 2016-17 NBA D-LEAGUE FINAL STANDINGS

<b>Atlantic Division</b>	<b>W-L</b>	<b>Home W-L</b>	<b>Away W-L</b>	<b>Pct</b>	<b>GB</b>	<b>Last 5</b>	<b>Streak</b>
x-Maine Red Claws	31-19	15-10	16-9	0.620	0.0	3-2	WON 3
x-Westchester Knicks	28-22	13-12	15-10	0.560	3.0	3-2	LOST 1
Raptors 905	23-27	10-15	13-12	0.460	8.0	4-1	WON 3
Delaware 87ers	21-29	13-12	8-17	0.420	10.0	2-3	LOST 2
Erie BayHawks	12-38	9-16	3-22	0.240	19.0	1-4	LOST 4
<b>Central Division</b>	<b>W-L</b>	<b>Home W-L</b>	<b>Away W-L</b>	<b>Pct</b>	<b>GB</b>	<b>Last 5</b>	<b>Streak</b>
z-Sioux Falls Skyforce	40-10	22-3	18-7	0.800	0.0	3-2	WON 1
x-Canton Charge	31-19	18-7	13-12	0.620	9.0	3-2	LOST 2
Iowa Energy	26-24	14-11	12-13	0.520	14.0	4-1	WON 2
Grand Rapids Drive	21-29	14-11	7-18	0.420	19.0	0-5	LOST 5
Fort Wayne Mad Ants	20-30	13-12	7-18	0.400	20.0	2-3	WON 2
<b>Southwestern Division</b>	<b>W-L</b>	<b>Home W-L</b>	<b>Away W-L</b>	<b>Pct</b>	<b>GB</b>	<b>Last 5</b>	<b>Streak</b>
x-Austin Spurs	30-20	15-10	15-10	0.600	0.0	4-1	WON 4
x-Rio Grande Valley Vipers	29-21	18-7	11-14	0.580	1.0	4-1	WON 3
Texas Legends	23-27	13-12	10-15	.460	7.0	2-3	LOST 1
Oklahoma City Blue	19-31	10-15	9-16	0.380	11.0	1-4	LOST 4
<b>Pacific Division</b>	<b>W-L</b>	<b>Home W-L</b>	<b>Away W-L</b>	<b>Pct</b>	<b>GB</b>	<b>Last 5</b>	<b>Streak</b>
z-Santa Cruz Warriors	35-15	19-7	16-8	0.700	0.0	4-1	WON 1
z-Reno Bighorns	33-17	20-5	13-12	0.660	0.0	4-1	WON 2
x-Los Angeles D-Fenders	27-23	17-8	10-15	0.540	6.0	1-4	LOST 2
Bakersfield Jam	22-28	13-12	9-16	0.440	11.0	1-4	LOST 3
Idaho Stampede	20-30	13-12	7-18	0.400	13.0	3-2	WON 2
Santa Cruz Warriors	19-31	12-13	7-18	0.380	14.0	2-3	LOST 2

x - Clinched Playoff Berth; z - Clinched Division

## 2016 NBA DEVELOPMENT LEAGUE POSTSEASON RESULTS

### FINALS

Sioux Falls Skyforce 2, Los Angeles D-Fenders 1  
Sunday, April 24 - Sioux Falls 104, Los Angeles 99

Tuesday, April 26 - Los Angeles 109, Sioux Falls 102

Wednesday, April 27 - Sioux Falls 91, Los Angeles 63

### CONFERENCE FINALS

EAST: Sioux Falls Skyforce 2, Canton Charge 0  
Tuesday, April 12 - Sioux Falls 112, Canton 104  
Sunday, April 17 - Sioux Falls 117, Canton 85

WEST: Los Angeles D-Fenders 2, Austin Spurs 1  
Thursday, April 14 - Los Angeles 102, Austin 97  
Sunday, April 17 - Austin 91, Los Angeles 83  
Wednesday, April 20 - Los Angeles 117, Austin 104

### QUARTERFINALS

Sioux Falls Skyforce 2, Westchester Knicks 0  
Tuesday, April 5 - Sioux Falls 109, Westchester 95

Friday, April 8 - Sioux Falls 112, Westchester 105

Canton Charge 2, Maine Red Claws 0  
Tuesday, April 5 - Canton 115, Maine 114  
Thursday, April 7 - Canton 123, Maine 117

Los Angeles D-Fenders 2, Reno Bighorns 1  
Thursday, April 7 - Los Angeles 126, Reno 116  
Sunday, April 10 - Reno 123, Los Angeles 116  
Tuesday, April 12 - Los Angeles 111, Reno 108

Austin Spurs 2, Rio Grande Valley Vipers 1  
Tuesday, April 5 - Rio Grande Valley 136, Austin 133 (OT)  
Thursday, April 7 - Austin 116, Rio Grande Valley 91  
Saturday, April 9 - Spurs 89, Rio Grande Valley

## 2015-16 NBA DEVELOPMENT LEAGUE AWARD WINNERS

Most Valuable Player: Jarnell Stokes, Sioux Falls Skyforce

Dennis Johnson Coach of the Year: Dan Craig, Sioux Falls Skyforce

Defensive Player of the Year: DeAndre Liggins, Sioux Falls Skyforce

Rookie of the Year: Quinn Cook, Canton Charge

Jason Collier Sportsmanship Award: Scott Suggs, Raptors 905

Impact Player of the Year: Ryan Gomes, Los Angeles D-Fenders

Most Improved Player: Axel Toupane, Raptors 905

## 2015-16 ALL-NBA DEVELOPMENT LEAGUE TEAMS

### FIRST TEAM

Erick Green - Reno

Vander Blue - Los Angeles

Jarnell Stokes - Sioux Falls

Jeff Ayres - Los Angeles

Alex Stepheson - Iowa

### THIRD TEAM

Sean Kilpatrick - Delaware

Quinn Cook - Canton

Devin Ebanks - Grand Rapids

Ryan Gomes - Los Angeles

Jordan Bachynski - Westchester

### SECOND TEAM

Jimmer Fredette - Westchester

Will Cummings - Rio Grande Valley

Coty Clarke - Maine

Nick Minnerath - Canton

DeAndre Liggins - Sioux Falls

## 2015-16 All-NBA DEVELOPMENT LEAGUE ALL-ROOKIE TEAM

Quinn Cook - Canton Charge

Will Cummings - Rio Grande Valley

Dakari Johnson - Oklahoma City

JJ O'Brien - Idaho

Greg Whittington - Sioux Falls

## 2015-16 ALL-NBA DEVELOPMENT LEAGUE ALL-DEFENSIVE TEAM

Aaron Craft - Santa Cruz

Keith Appling - Erie

Jordan Bachynski - Westchester

DeAndre Liggins - Sioux Falls

Micheal Eric - Texas

# ALL-TIME NBA LEADERS

## (ACTIVE 2015-16 PLAYERS IN CAPITAL LETTERS)

### MOST GAMES PLAYED

Robert Parish	1,611
Kareem Abdul-Jabbar	1,560
John Stockton	1,504
Karl Malone	1,476
KEVIN GARNETT	1,462
Kevin Willis	1,424
TIM DUNCAN	1,392
Jason Kidd	1,391
Reggie Miller	1,389
Clifford Robinson	1,380

### MOST MINUTES PLAYED

Kareem Abdul-Jabbar	57,446
Karl Malone	54,852
KEVIN GARNETT	50,418
Jason Kidd	50,110
Elvin Hayes	50,000
KOBE BRYANT	48,638
Wilt Chamberlain	47,859
John Stockton	47,764
Reggie Miller	47,619
TIM DUNCAN	47,367

### MOST FIELD GOALS MADE

Kareem Abdul-Jabbar	15,837
Karl Malone	13,528
Wilt Chamberlain	12,681
Michael Jordan	12,192
KOBE BRYANT	11,719
Shaquille O'Neal	11,330
Elvin Hayes	10,976
Hakeem Olajuwon	10,749
Alex English	10,659
John Havlicek	10,513

### MOST FIELD GOALS ATTEMPTED

Kareem Abdul-Jabbar	28,307
Karl Malone	26,210
KOBE BRYANT	26,200
Michael Jordan	24,537
Elvin Hayes	24,272
John Havlicek	23,930
Wilt Chamberlain	23,497
DIRK NOWITZKI	21,922
Dominique Wilkins	21,589
KEVIN GARNETT	21,142

### HIGHEST FIELD GOAL PERCENTAGE

(2,000 FGM minimum)

Player	FGM	FGA	Pct
DEANDRE JORDAN	2,075	3,097	.670
Artis Gilmore	5,732	9,570	.599
TYSON CHANDLER	3,209	5,432	.591
Shaquille O'Neal	11,330	19,457	.582
DWIGHT HOWARD	5,600	9,624	.582
Mark West	2,528	4,356	.580
AMIR JOHNSON	2,126	3,703	.574
Steve Johnson	2,841	4,965	.572
Darryl Dawkins	3,477	6,079	.572
James Donaldson	3,105	5,442	.571

### MOST FREE THROWS MADE

Karl Malone	9,787
Moses Malone	8,531
KOBE BRYANT	8,378
Oscar Robertson	7,694
Michael Jordan	7,327
Jerry West	7,160
DIRK NOWITZKI	7,006
Dolph Schayes	6,979
PAUL PIERCE	6,908
Adrian Dantley	6,832

### MOST FREE THROWS ATTEMPTED

Karl Malone	13,188
Wilt Chamberlain	11,862
Shaquille O'Neal	11,252
Moses Malone	11,090
KOBE BRYANT	10,011
Kareem Abdul-Jabbar	9,304
Oscar Robertson	9,185
Jerry West	8,801
Michael Jordan	8,772
Charles Barkley	8,643

### HIGHEST FREE THROW PERCENTAGE

(1,200 FTM minimum)

Player	FTM	FTA	Pct
Steve Nash	3,060	3,384	.9043
Mark Price	2,135	2,362	.9039
STEPHEN CURRY	1,668	1,850	.902
Rick Barry	3,818	4,243	.900
Peja Stojakovic	2,237	2,500	.895
Chauncey Billups	4,496	5,029	.894
Ray Allen	4,398	4,920	.894
Calvin Murphy	3,445	3,864	.892
Scott Skiles	1,548	1,741	.889
Reggie Miller	6,237	7,026	.888

### MOST 3-PT. FIELD GOALS MADE

Ray Allen	2,973
Reggie Miller	2,560
JASON TERRY	2,169
PAUL PIERCE	2,128
Jason Kidd	1,988
VINCE CARTER	1,937
JAMAL CRAWFORD	1,933
KYLE KORVER	1,887
JOE JOHNSON	1,832
Chauncey Billups	1,830

### MOST 3-PT. FIELD GOALS ATTEMPTED

Ray Allen	7,429
Reggie Miller	6,486
PAUL PIERCE	5,773
JASON TERRY	5,724
Jason Kidd	5,701
KOBE BRYANT	5,546
JAMAL CRAWFORD	5,539
VINCE CARTER	5,189
JOE JOHNSON	4,928
Chauncey Billups	4,725

### HIGHEST 3-POINT FIELD GOAL PERCENTAGE

(250 3FGM Minimum)

Player	3FGM	3FGA	Pct
Steve Kerr	726	1,599	.454
STEPHEN CURRY	1,593	3,590	.444
Hubert Davis	728	1,651	.441
Drazen Petrovic	255	583	.437
Jason Kapono	457	1,054	.434
STEVE NOVAK	574	1,331	.431
Tim Legler	260	603	.431
KYLE KORVER	1,887	4,395	.429
Steve Nash	1,685	3,939	.428
B.J. Armstrong	436	1,026	.425

# ALL-TIME NBA LEADERS

## (ACTIVE 2015-16 PLAYERS IN CAPITAL LETTERS)

### MOST OFFENSIVE REBOUNDS

Moses Malone	6,731
Robert Parish	4,598
Buck Williams	4,526
Dennis Rodman	4,329
Charles Barkley	4,260
Shaquille O'Neal	4,209
Kevin Willis	4,132
Hakeem Olajuwon	4,034
Charles Oakley	3,924
TIM DUNCAN	3,859

### MOST DEFENSIVE REBOUNDS

KEVIN GARNETT	11,453
Karl Malone	11,406
TIM DUNCAN	11,232
Robert Parish	10,117
Hakeem Olajuwon	9,714
Moses Malone	9,481
Kareem Abdul-Jabbar	9,394
DIRK NOWITZKI	9,122
Shaquille O'Neal	8,890
Patrick Ewing	8,855

### MOST TOTAL REBOUNDS

Wilt Chamberlain	23,924
Bill Russell	21,620
Kareem Abdul-Jabbar	17,440
Elvin Hayes	16,279
Moses Malone	16,212
TIM DUNCAN	15,091
Karl Malone	14,968
Robert Parish	14,715
KEVIN GARNETT	14,662
Nate Thurmond	14,464

### MOST ASSISTS

John Stockton	15,806
Jason Kidd	12,091
Steve Nash	10,335
Mark Jackson	10,334
Magic Johnson	10,141
Oscar Robertson	9,887
Isiah Thomas	9,061
Gary Payton	8,966
ANDRE MILLER	8,524
Rod Strickland	7,987

### MOST PERSONAL FOULS

Kareem Abdul-Jabbar	4,657
Karl Malone	4,578
Robert Parish	4,443
Charles Oakley	4,421
Hakeem Olajuwon	4,383
Buck Williams	4,267
Elvin Hayes	4,193
Clifford Robinson	4,175
Kevin Willis	4,172
Shaquille O'Neal	4,146
Otis Thorpe	4,146

### MOST DISQUALIFICATIONS

Vern Mikkelsen	127
Walter Dukes	121
Shawn Kemp	115
Charlie Share	105
Paul Arizin	101
Darryll Dawkins	100
James Edwards	96
Tom Gola	94
Tom Sanders	94
Steve Johnson	93

### MOST STEALS

John Stockton	3,265
Jason Kidd	2,684
Michael Jordan	2,514
Gary Payton	2,445
Maurice Cheeks	2,310
Scottie Pippen	2,307
Clyde Drexler	2,207
Hakeem Olajuwon	2,162
Alvin Robertson	2,112
Karl Malone	2,085

### MOST BLOCKED SHOTS

Hakeem Olajuwon	3,830
Dikembe Mutombo	3,289
Kareem Abdul-Jabbar	3,189
Mark Eaton	3,064
TIM DUNCAN	3,020
David Robinson	2,954
Patrick Ewing	2,894
Shaquille O'Neal	2,732
Tree Rollins	2,542
Robert Parish	2,361

### HIGHEST SCORING AVERAGE

(400 Games or 10,000 Points Minimum)

Player	G	FGM	FTM	Pts	Avg
Michael Jordan	1072	12,192	7,327	32,292	30.12
Wilt Chamberlain	1045	12,681	6,057	31,419	30.07
KEVIN DURANT	641	5,912	4,599	17,566	27.4
Elgin Baylor	846	8,693	5,763	23,149	27.4
LEBRON JAMES	987	9,687	6,116	26,833	27.2
Jerry West	932	9,016	7,160	25,192	27.0
Allen Iverson	914	8,467	6,375	24,368	26.7
Bob Pettit	792	7,349	6,182	20,880	26.4
George Gervin	791	8,045	4,541	20,708	26.2
Oscar Robertson	1040	9,508	7,694	26,710	25.7

### POINTS

Kareem Abdul-Jabbar	38,387
Karl Malone	36,928
KOBE BRYANT	33,643
Michael Jordan	32,292
Wilt Chamberlain	31,419
DIRK NOWITZKI	29,491
Shaquille O'Neal	28,596
Moses Malone	27,409
Elvin Hayes	27,313
Hakeem Olajuwon	26,946

# ACTIVE NBA LEADERS

## (PLAYERS WHO WERE ON ACTIVE ROSTERS OR ON INJURED LIST DURING 2015-16 SEASON)

### MOST GAMES PLAYED

Kevin Garnett	1,462
Tim Duncan	1,392
Kobe Bryant	1,346
Dirk Nowitzki	1,340
Paul Pierce	1,318
Andre Miller	1,304
Jason Terry	1,285
Vince Carter	1,274
Joe Johnson	1,143
Jamal Crawford	1,100

### MOST MINUTES PLAYED

Kevin Garnett	50,418
Kobe Bryant	48,638
Tim Duncan	47,367
Dirk Nowitzki	47,249
Paul Pierce	45,602
Vince Carter	41,338
Joe Johnson	41,186
Andre Miller	40,268
Jason Terry	39,855
LeBron James	38,478

### MOST FIELD GOALS ATTEMPTED

Kobe Bryant	26,200
Dirk Nowitzki	21,922
Kevin Garnett	21,142
Tim Duncan	20,334
Vince Carter	19,794
LeBron James	19,459
Paul Pierce	19,395
Carmelo Anthony	17,683
Joe Johnson	16,733
Jason Terry	15,188

### MOST FIELD GOALS MADE

Kobe Bryant	11,719
Kevin Garnett	10,505
Dirk Nowitzki	10,392
Tim Duncan	10,285
LeBron James	9,687
Vince Carter	8,683
Paul Pierce	8,640
Carmelo Anthony	8,014
Joe Johnson	7,403
<b>Pau Gasol</b>	<b>7,348</b>

### HIGHEST FIELD GOAL PERCENTAGE

(2,000 FGM minimum)

DeAndre Jordan	2,075	3,097	.670
Tyson Chandler	3,209	5,432	.591
Dwight Howard	5,600	9,624	.582
Amir Johnson	2,126	3,703	.574
Marcin Gortat	2,622	4,748	.552
Nene Hilario	3,734	6,869	.544
Amar'e Stoudemire	5,911	11,009	.537
Andrew Bogut	2,913	5,443	.535
Carl Landry	2,086	3,898	.535
Al Horford	3,544	6,626	.535

### MOST FREE THROWS ATTEMPTED

Kobe Bryant	10,011
Paul Pierce	8,565
Tim Duncan	8,468
LeBron James	8,221
Dirk Nowitzki	7,969
Dwight Howard	7,831
Dwyane Wade	6,760
Carmelo Anthony	6,710
Kevin Garnett	6,190
<b>Pau Gasol</b>	<b>5,878</b>

### MOST FREE THROWS MADE

Kobe Bryant	8,378
Dirk Nowitzki	7,006
Paul Pierce	6,908
LeBron James	6,116
Tim Duncan	5,896
Carmelo Anthony	5,448
Dwyane Wade	5,185
Kevin Garnett	4,887
Vince Carter	4,666
Kevin Durant	4,599

### HIGHEST FREE THROW PERCENTAGE

(1,200 FTM minimum)

Player	FTM	FTA	Pct
Stephen Curry	1,668	1,850	.902
J.J. Redick	1,241	1,398	.888
Kevin Durant	4,599	5,212	.882
Dirk Nowitzki	7,006	7,969	.879
Mo Williams	1,563	1,795	.871
Kevin Martin	3,561	4,091	.870
Damian Lillard	1,400	1,609	.870
D.J. Augustin	1,249	1,440	.867
Chris Paul	3,395	3,929	.864
Isaiah Thomas	1,529	1,771	.863

### MOST 3-PT. FIELD GOALS MADE

Jason Terry	2,169
Paul Pierce	2,128
Vince Carter	1,937
Jamal Crawford	1,933
Kyle Korver	1,887
Joe Johnson	1,832
Kobe Bryant	1,827
Dirk Nowitzki	1,701
J.R. Smith	1,679
Stephen Curry	1,593

### MOST 3-PT. FIELD GOALS ATTEMPTED

Paul Pierce	5,773
Jason Terry	5,724
Kobe Bryant	5,546
Jamal Crawford	5,539
Vince Carter	5,189
Joe Johnson	4,928
J.R. Smith	4,476
Dirk Nowitzki	4,459
Kyle Korver	4,395
LeBron James	3,953

### HIGHEST 3-POINT FIELD GOAL PERCENTAGE

(250 3FGM Minimum)

Player	FG3M	FG3A	Pct
Stephen Curry	1,593	3,590	.444
Steve Novak	574	1,331	.431
Kyle Korver	1,887	4,395	.429
Anthony Morrow	766	1,804	.425
Klay Thompson	1,060	2,524	.420
Matt Bonner	797	1,923	.414
J.J. Redick	1,070	2,596	.412
Jose Calderon	841	2,042	.412
CJ McCollum	282	691	.408
Mike Miller	1,582	3,890	.407

### MOST OFFENSIVE REBOUNDS

Tim Duncan	3,859
Elton Brand	3,304
Kevin Garnett	3,209
Tyson Chandler	3,125
Dwight Howard	3,096
Zach Randolph	3,000
<b>Pau Gasol</b>	<b>2,827</b>
Zaza Pachulia	2,034
Amar'e Stoudemire	2,029
<b>David Lee</b>	<b>2,001</b>

## (PLAYERS WHO WERE ON ACTIVE ROSTERS OR ON INJURED LIST DURING 2015-16 SEASON)

### MOST DEFENSIVE REBOUNDS

Kevin Garnett	11,453
Tim Duncan	11,232
Dirk Nowitzki	9,122
Dwight Howard	8,053
<b>Pau Gasol</b>	<b>7,221</b>
Paul Pierce	6,388
Zach Randolph	6,213
Tyson Chandler	6,012
LeBron James	5,875
Elton Brand	5,736

### MOST REBOUNDS

Tim Duncan	15,091
Kevin Garnett	14,662
Dwight Howard	11,149
Dirk Nowitzki	10,540
<b>Pau Gasol</b>	<b>10,048</b>
Zach Randolph	9,213
Tyson Chandler	9,137
Elton Brand	9,040
Chris Bosh	7,592
Paul Pierce	7,479

### MOST STEALS

Kobe Bryant	1,944
Kevin Garnett	1,859
Chris Paul	1,793
Paul Pierce	1,748
Metta World Peace	1,711
LeBron James	1,657
Andre Miller	1,546
Jason Terry	1,515
Dwaine Igoudala	1,472
Dwyane Wade	1,414

### MOST ASSISTS

Andre Miller	8,524
Chris Paul	7,688
LeBron James	6,815
Deron Williams	6,459
<b>Tony Parker</b>	<b>6,349</b>
Kobe Bryant	6,306
Rajon Rondo	5,614
Kevin Garnett	5,445
Jason Terry	5,258
Dwyane Wade	4,944

### MOST BLOCKED SHOTS

Tim Duncan	3,020
Kevin Garnett	2,037
Elton Brand	1,828
Dwight Howard	1,824
<b>Pau Gasol</b>	<b>1,777</b>
Josh Smith	1,713
Serge Ibaka	1,300
Tyson Chandler	1,253
Dirk Nowitzki	1,180
Roy Hibbert	1,100

### MOST FOULS

Paul Pierce	3,603
Kevin Garnett	3,561
Vince Carter	3,505
Kobe Bryant	3,353
Tim Duncan	3,304
Dirk Nowitzki	3,266
Elton Brand	3,115
Tyson Chandler	2,894
Dwight Howard	2,889
Andre Miller	2,882

### MOST DISQUALIFICATIONS

Tyson Chandler	48
DeMarcus Cousins	42
Kirk Hinrich	40
Metta World Peace	39
Andrew Bogut	36
Dwight Howard	36
Nene Hilario	34
Paul Millsap	32
Amar'e Stoudemire	31
Nick Collison	29

### HIGHEST SCORING AVERAGE

(400 Games or 10,000 Points Minimum)					
Player	G	FGM	FTM	Pts	Avg
Kevin Durant	641	5,912	4,599	17,566	27.4
LeBron James	987	9,687	6,116	26,833	27.2
Kobe Bryant	1346	11,719	8,378	33,643	25.0
Carmelo Anthony	902	8,014	5,448	22,497	24.9
Dwyane Wade	855	7,325	5,185	20,221	23.7
Stephen Curry	495	3,914	1,668	11,089	22.4
Dirk Nowitzki	1340	10,392	7,006	29,491	22.0
Blake Griffin	410	3,427	1,905	8,801	21.5
Russell Westbrook	587	4,415	3,262	12,598	21.5
James Harden	534	3,331	3,480	11,262	21.1

### MOST POINTS

Kobe Bryant	33,643
Dirk Nowitzki	29,491
LeBron James	26,833
Tim Duncan	26,496
Paul Pierce	26,316
Kevin Garnett	26,071
Vince Carter	23,969
Carmelo Anthony	22,497
Dwyane Wade	20,221
Joe Johnson	19,318

# ALL-TIME NBA PLAYOFF LEADERS

## (ACTIVE PLAYERS IN 2015-16 IN CAPITAL LETTERS)

### MOST YEARS PLAYED

Karl Malone	19
John Stockton	19
Kareem Abdul-Jabbar	18
TIM DUNCAN	18
Jason Kidd	17
Shaquille O'Neal	17
Clifford Robinson	17
Derek Fisher	16
Robert Horry	16
Robert Parish	16
Scottie Pippen	16
Terry Porter	16

### MOST GAMES PLAYED

Derek Fisher	259
TIM DUNCAN	251
Robert Horry	244
Kareem Abdul-Jabbar	237
KOBE BRYANT	220
Shaquille O'Neal	216
<b>TONY PARKER</b>	<b>213</b>
Scottie Pippen	208
LEBRON JAMES	199
<b>MANU GINOBILI</b>	<b>197</b>

### MOST MINUTES PLAYED

TIM DUNCAN	9,370
Kareem Abdul-Jabbar	8,851
KOBE BRYANT	8,641
LEBRON JAMES	8,384
Scottie Pippen	8,105
Shaquille O'Neal	8,099
Karl Malone	7,907
Wilt Chamberlain	7,559
Magic Johnson	7,538
Bill Russell	7,497

### MOST FIELD GOALS ATTEMPTED

KOBE BRYANT	4,499
Michael Jordan	4,497
Kareem Abdul-Jabbar	4,422
LEBRON JAMES	4,112
TIM DUNCAN	3,939
Karl Malone	3,768
Shaquille O'Neal	3,627
Jerry West	3,460
<b>TONY PARKER</b>	<b>3,367</b>
John Havlicek	3,329

### MOST FIELD GOALS MADE

Kareem Abdul-Jabbar	2,356
Michael Jordan	2,188
Shaquille O'Neal	2,041
KOBE BRYANT	2,014
TIM DUNCAN	1,975
LEBRON JAMES	1,965
Karl Malone	1,743
Jerry West	1,622
<b>TONY PARKER</b>	<b>1,548</b>
Haakeem Olajuwon	1,504

### HIGHEST FIELD GOAL PERCENTAGE

(150 FGM minimum)

Player	FGM	FGA	Pct
DEANDRE JORDAN	159	244	.652
James Donaldson	153	244	.627
DWIGHT HOWARD	608	1,033	.589
MARCIN GORTAT	168	288	.583
Kurt Rambis	284	495	.574
TIAGO SPLITTER	155	271	.572
Otis Thorpe	321	564	.569
Artis Gilmore	179	315	.568
Mark West	201	355	.566
TYSON CHANDLER	193	341	.566

### MOST FREE THROWS ATTEMPTED

Shaquille O'Neal	2,317
LEBRON JAMES	1,816
TIM DUNCAN	1,766
Michael Jordan	1,766
Karl Malone	1,725
Wilt Chamberlain	1,627
KOBE BRYANT	1,617
Jerry West	1,506
Kareem Abdul-Jabbar	1,419
Magic Johnson	1,274

### MOST FREE THROWS MADE

Michael Jordan	1,463
LEBRON JAMES	1,355
KOBE BRYANT	1,320
Karl Malone	1,269
TIM DUNCAN	1,217
Jerry West	1,213
Shaquille O'Neal	1,168
DIRK NOWITZKI	1,074
Magic Johnson	1,068
Kareem Abdul-Jabbar	1,050

### HIGHEST FREE THROW PERCENTAGE

(100 FTM minimum)

Player	FTM	FTA	Pct
Mark Price	202	214	.944
Calvin Murphy	165	177	.932
Bill Sharman	370	406	.911
Kiki Vandeweghe	235	259	.907
Hersey Hawkins	292	322	.907
Steve Nash	396	440	.900
Peja Stojakovic	261	290	.900
J.J. REDICK	127	142	.894
Reggie Miller	770	862	.893
DIRK NOWITZKI	1,074	1,204	.892

### MOST 3-PT. FIELD GOALS MADE

Ray Allen	385
Reggie Miller	320
<b>MANU GINOBILI</b>	<b>309</b>
KOBE BRYANT	292
LEBRON JAMES	287
Derek Fisher	285
PAUL PIERCE	272
Chauncey Billups	267
Robert Horry	261
STEPHEN CURRY	242

### MOST 3-PT. FIELD GOALS ATTEMPTED

Ray Allen	959
LEBRON JAMES	895
KOBE BRYANT	882
<b>MANU GINOBILI</b>	<b>847</b>
Reggie Miller	820
PAUL PIERCE	767
Jason Kidd	733
Chauncey Billups	729
Robert Horry	728
Derek Fisher	715

### HIGHEST 3-POINT FIELD GOAL PERCENTAGE

(35 3FGM Minimum)

Player	3FGM	3FGA	Pct
Bob Hansen	38	76	.500
Raja Bell	81	174	.466
JARED DUDLEY	36	79	.456
MIKE DUNLEAVY	49	108	.454
B.J. Armstrong	51	113	.451
Kenny Smith	117	261	.448
KYRIE IRVING	78	176	.443
<b>DANNY GREEN</b>	<b>160</b>	<b>365</b>	<b>.438</b>
Tim Thomas	88	202	.436
Jeff Hornacek	122	282	.433



# ALL-TIME NBA PLAYOFF LEADERS

## (ACTIVE PLAYERS IN 2015-16 IN CAPITAL LETTERS)

### MOST OFFENSIVE REBOUNDS

Shaquille O'Neal	866
TIM DUNCAN	778
Dennis Rodman	626
Robert Parish	571
Horace Grant	549
Charles Oakley	519
Charles Barkley	510
Moses Malone	510
Kareem Abdul-Jabbar	505
Karl Malone	502

### MOST DEFENSIVE REBOUNDS

TIM DUNCAN	2,081
Shaquille O'Neal	1,642
Karl Malone	1,560
LEBRON JAMES	1,442
Larry Bird	1,323
Kareem Abdul-Jabbar	1,273
DIRK NOWITZKI	1,234
KEVIN GARNETT	1,214
Robert Parish	1,194
Hakeem Olajuwon	1,150

### MOST REBOUNDS

Bill Russell	4,104
Wilt Chamberlain	3,913
TIM DUNCAN	2,859
Shaquille O'Neal	2,508
Kareem Abdul-Jabbar	2,481
Karl Malone	2,062
Wes Unseld	1,777
Robert Parish	1,765
LEBRON JAMES	1,758
Elgin Baylor	1,724

### MOST STEALS

Scottie Pippen	395
Michael Jordan	376
Magic Johnson	358
LEBRON JAMES	354
John Stockton	338
KOBE BRYANT	310
Jason Kidd	302
Larry Bird	296
Maurice Cheeks	295
Clyde Drexler	278

### MOST ASSISTS

Magic Johnson	2,346
John Stockton	1,839
LEBRON JAMES	1,348
Jason Kidd	1,263
<b>TONY PARKER</b>	<b>1,112</b>
Larry Bird	1,062
Steve Nash	1,061
Scottie Pippen	1,048
KOBE BRYANT	1,040
Michael Jordan	1,022

### MOST BLOCKED SHOTS

TIM DUNCAN	568
Kareem Abdul-Jabbar	476
Hakeem Olajuwon	472
Shaquille O'Neal	459
David Robinson	312
Robert Parish	309
Patrick Ewing	303
Kevin McHale	281
Dikembe Mutombo	251
Ben Wallace	250

### MOST PERSONAL FOULS

Kareem Abdul-Jabbar	797
Shaquille O'Neal	769
Robert Horry	717
TIM DUNCAN	701
Scottie Pippen	686
Karl Malone	662
KOBE BRYANT	660
Derek Fisher	645
Rasheed Wallace	640
Dennis Rodman	635

### MOST DISQUALIFICATIONS

Tom Sanders	26
Vern Mikkelsen	24
Bailey Howell	21
Charlie Share	17
Jack Sikma	17
Darryl Dawkins	16
Robert Parish	16
Dave Cowens	15
Kenyon Martin	15
Five tied	14

### HIGHEST SCORING AVERAGE

(25 games or 625 points minimum)

Player	G	FGM	FTM	Pts	Avg
Michael Jordan	179	2,188	1,463	5,987	33.4
Allen Iverson	71	755	478	2,111	29.7
Jerry West	153	1,622	1,213	4,457	29.1
KEVIN DURANT	91	877	682	2,620	28.8
LEBRON JAMES	199	1,965	1,355	5,572	28.0
Elgin Baylor	134	1,388	847	3,623	27.0
George Gervin	59	622	348	1,592	27.0
Hakeem Olajuwon	145	1,504	743	3,755	25.9
STEPHEN CURRY	58	501	244	1,488	25.7
CARMELO ANTHONY	66	589	442	1,693	25.7

### MOST POINTS

Michael Jordan	5,987
Kareem Abdul-Jabbar	5,762
KOBE BRYANT	5,640
LEBRON JAMES	5,572
Shaquille O'Neal	5,250
TIM DUNCAN	5,172
Karl Malone	4,761
Jerry West	4,457
Larry Bird	3,897
<b>TONY PARKER</b>	<b>3,885</b>

# ACTIVE NBA PLAYOFF LEADERS

## (PLAYERS WHO WERE ON ACTIVE ROSTERS OR ON INJURED LIST DURING 2015-16 SEASON)

### MOST GAMES PLAYED

Tim Duncan	251
Kobe Bryant	220
<b>Tony Parker</b>	<b>213</b>
LeBron James	199
<b>Manu Ginobili</b>	<b>197</b>
Dwyane Wade	166
Paul Pierce	163
Udonis Haslem	147
Dirk Nowitzki	145
Kevin Garnett	143
Kendrick Perkins	143

### MOST MINUTES PLAYED

Tim Duncan	9,370
Kobe Bryant	8,641
LeBron James	8,384
<b>Tony Parker</b>	<b>7,481</b>
Dwyane Wade	6,380
Paul Pierce	6,127
Dirk Nowitzki	5,893
<b>Manu Ginobili</b>	<b>5,686</b>
Kevin Garnett	5,282
Tayshaun Prince	4,976

### MOST FIELD GOALS MADE

Kobe Bryant	2,014
Tim Duncan	1,975
LeBron James	1,965
<b>Tony Parker</b>	<b>1,548</b>
Dwyane Wade	1,387
Dirk Nowitzki	1,220
Kevin Garnett	1,059
Paul Pierce	1,014
<b>Manu Ginobili</b>	<b>901</b>
Kevin Durant	877

### MOST FIELD GOALS ATTEMPTED

Kobe Bryant	4,499
LeBron James	4,112
Tim Duncan	3,939
<b>Tony Parker</b>	<b>3,367</b>
Dwyane Wade	2,906
Dirk Nowitzki	2,642
Paul Pierce	2,397
Kevin Garnett	2,216
<b>Manu Ginobili</b>	<b>2,075</b>
Kevin Durant	1,926

### HIGHEST FIELD GOAL PERCENTAGE

(150 FGM minimum)

Player	FGM	FGA	Pct
DeAndre Jordan	159	244	.652
Dwight Howard	608	1,033	.589
Marcin Gortat	168	288	.583
Tiago Splitter	155	271	.572
Tyson Chandler	193	341	.566
Nick Collison	164	294	.558
Elton Brand	206	399	.516
Nazr Mohammed	150	292	.514
<b>Pau Gasol</b>	<b>752</b>	<b>1,466</b>	<b>.513</b>
Serge Ibaka	402	784	.513

### MOST FREE THROWS MADE

LeBron James	1,355
Kobe Bryant	1,320
Tim Duncan	1,217
Dirk Nowitzki	1,074
Dwyane Wade	910
Paul Pierce	859
<b>Manu Ginobili</b>	<b>792</b>
Kevin Durant	682
<b>Tony Parker</b>	<b>681</b>
Russell Westbrook	515

### MOST FREE THROWS ATTEMPTED

LeBron James	1,816
Tim Duncan	1,766
Kobe Bryant	1,617
Dirk Nowitzki	1,204
Dwyane Wade	1,173
Paul Pierce	1,035
<b>Manu Ginobili</b>	<b>967</b>
<b>Tony Parker</b>	<b>937</b>
Dwight Howard	893
Kevin Durant	804

### HIGHEST FREE THROW PERCENTAGE

(100 FTM minimum)

Player	FTM	FTA	Pct
J.J. Redick	127	142	.894
Dirk Nowitzki	1,074	1,204	.892
Brandon Bass	146	164	.890
Damian Lillard	155	176	.881
Stephen Curry	244	278	.878
Jeff Teague	193	222	.869
James Harden	489	564	.867
Jamal Crawford	189	219	.863
Kyrie Irving	135	157	.860
Kevin Durant	682	804	.848

### MOST 3-PT. FIELD GOALS MADE

<b>Manu Ginobili</b>	<b>309</b>
Kobe Bryant	292
LeBron James	287
Paul Pierce	272
Stephen Curry	242
Jason Terry	217
J.R. Smith	204
Klay Thompson	196
Kevin Durant	184
Kyle Korver	165

### MOST 3-PT. FIELD GOAL ATT.

LeBron James	895
Kobe Bryant	882
<b>Manu Ginobili</b>	<b>847</b>
Paul Pierce	767
Stephen Curry	593
J.R. Smith	579
Kevin Durant	559
Jason Terry	559
Klay Thompson	480
Kyle Korver	428

### HIGHEST 3-POINT FIELD GOAL PERCENTAGE

(35 3FGM minimum)

Player	3FGM	3FGA	Pct
Jared Dudley	36	79	.456
Mike Dunleavy	49	108	.454
Kyrie Irving	78	176	.443
<b>Danny Green</b>	<b>160</b>	<b>365</b>	<b>.438</b>
Al-Farouq Aminu	35	81	.432
Serge Ibaka	41	96	.427
<b>Patty Mills</b>	<b>67</b>	<b>157</b>	<b>.427</b>
Channing Frye	56	132	.424
<b>Kawhi Leonard</b>	<b>100</b>	<b>238</b>	<b>.420</b>
Kevin Love	55	132	.417

# ACTIVE NBA PLAYOFF LEADERS

## (PLAYERS WHO WERE ON ACTIVE ROSTERS OR ON INJURED LIST DURING 2015-16 SEASON)

### MOST OFFENSIVE REBOUNDS

Tim Duncan	778
Dwight Howard	365
<b>Pau Gasol</b>	<b>332</b>
Kevin Garnett	320
LeBron James	316
Kendrick Perkins	269
Tyson Chandler	257
Joakim Noah	237
Kobe Bryant	230
Udonis Haslem	230

### MOST DEFENSIVE REBOUNDS

Tim Duncan	2,081
LeBron James	1,442
Dirk Nowitzki	1,234
Kevin Garnett	1,214
Kobe Bryant	889
Dwight Howard	886
Paul Pierce	848
<b>Pau Gasol</b>	<b>776</b>
<b>Manu Ginobili</b>	<b>676</b>
Dwyane Wade	652

### MOST REBOUNDS

Tim Duncan	2,859
LeBron James	1,758
Kevin Garnett	1,534
Dirk Nowitzki	1,446
Dwight Howard	1,251
Kobe Bryant	1,119
<b>Pau Gasol</b>	<b>1,108</b>
Paul Pierce	971
Dwyane Wade	877
Kendrick Perkins	843

### MOST STEALS

LeBron James	354
Kobe Bryant	310
<b>Manu Ginobili</b>	<b>269</b>
Dwyane Wade	261
Paul Pierce	202
<b>Tony Parker</b>	<b>192</b>
Rajon Rondo	181
Kevin Garnett	178
Tim Duncan	168
Russell Westbrook	158

### MOST ASSISTS

LeBron James	1,348
<b>Tony Parker</b>	<b>1,112</b>
Kobe Bryant	1,040
Rajon Rondo	851
Dwyane Wade	828
<b>Manu Ginobili</b>	<b>772</b>
Tim Duncan	764
Chris Paul	649
Russell Westbrook	626
Deron Williams	592

### MOST BLOCKED SHOTS

Tim Duncan	568
Dwight Howard	229
Serge Ibaka	222
<b>Pau Gasol</b>	<b>217</b>
Kevin Garnett	186
LeBron James	186
Dwyane Wade	166
Kenrick Perkins	156
Kobe Bryant	144
Dirk Nowitzki	129

### MOST PERSONAL FOULS

Tim Duncan	701
Kobe Bryant	660
<b>Manu Ginobili</b>	<b>547</b>
Paul Pierce	536
LeBron James	474
Kendrick Perkins	453
Dwyane Wade	448
Kevin Garnett	431
<b>Tony Parker</b>	<b>417</b>
Dirk Nowitzki	407

### MOST DISQUALIFICATIONS

Tyson Chandler	10
Dwight Howard	9
Kendrick Perkins	9
Nene Hilario	8
Nine tied	6

### HIGHEST SCORING AVERAGE

(25 games or 625 points minimum)

Player	G	FGM	FTM	Pts	Avg
Kevin Durant	91	877	682	2,620	28.8
LeBron James	199	1,965	1,355	5,572	28.0
Stephen Curry	58	501	244	1,488	25.7
Carmelo Anthony	66	589	442	1,693	25.7
Kobe Bryant	220	2,014	1,320	5,640	25.6
Dirk Nowitzki	145	1,220	1,074	3,663	25.3
Russell Westbrook	82	698	515	2,012	24.5
Damian Lillard	27	211	155	651	24.1
Derrick Rose	41	367	186	973	23.7
Kyrie Irving	34	282	135	777	22.9

### MOST POINTS

Kobe Bryant	5,640
LeBron James	5,572
Tim Duncan	5,172
<b>Tony Parker</b>	<b>3,885</b>
Dwyane Wade	3,781
Dirk Nowitzki	3,663
Paul Pierce	3,159
<b>Manu Ginobili</b>	<b>2,903</b>
Kevin Durant	2,620
Kevin Garnett	2,601

# NBA COACHES RECORDS

## REGULAR SEASON

### REGULAR SEASON: TOTAL VICTORIES

(Coaches who have won 300+ games in NBA history)

2015-16 head coaches in capital letters

	W	L	Pct
Don Nelson	1,335	1,063	.557
Lenny Wilkens	1,332	1,155	.536
Jerry Sloan	1,221	803	.603
Pat Riley	1,210	694	.636
GEORGE KARL	1,175	824	.588
Phil Jackson	1,155	485	.704
Larry Brown	1,098	904	.548
<b>GREGG POPOVICH</b>	<b>1,089</b>	<b>485</b>	<b>.692</b>
Rick Adelman	1,042	749	.582
Bill Fitch	944	1,106	.460
Red Auerbach	938	479	.662
Dick Motta	935	1,017	.479
Jack Ramsay	864	783	.525
Cotton Fitzsimmons	832	775	.518
Gene Shue	784	861	.477
DOC RIVERS	753	553	.577
John MacLeod	707	657	.518
Red Holzman	696	603	.536
Mike Fratello	667	548	.549
RICK CARLISLE	661	471	.584
Flip Saunders	654	592	.525
Chuck Daly	638	437	.593
Doug Moe	628	529	.543
Mike Dunleavy	613	716	.461
Alvin Attles	557	518	.518
Del Harris	556	457	.549
Rudy Tomjanovich	547	416	.569
K.C. Jones	522	252	.674
Nate McMillan	478	452	.514
SCOTT SKILES	478	480	.499
Kevin Loughery	474	662	.417
Alex Hannum	471	412	.533
Mike D'Antoni	455	426	.516
Billy Cunningham	454	196	.698
BYRON SCOTT	454	647	.412
STAN VAN GUNDY	447	296	.602
Doug Collins	442	407	.521
Larry Costello	430	300	.589
Jeff Van Gundy	430	318	.575
Tom Heinsohn	427	263	.619
Hubie Brown	424	495	.461
John Kundla	423	302	.583
Bernie Bickerstaff	419	518	.447
ERIK SPOELSTRA	399	241	.623
Paul Silas	387	488	.442
ALVIN GENTRY	365	422	.464
Mike Brown	347	216	.616
Bill Russell	341	290	.540
Scott Brooks	338	207	.620
Don Chaney	337	494	.406
Bill Sharman	333	240	.581
Jim Lynam	328	392	.456
Richie Guerin	327	291	.529
Al Cervi	326	241	.575
Joe Lapchick	326	247	.569
Chris Ford	323	376	.462
Paul Westphal	318	279	.533
Fred Schaus	315	245	.563
Mike Woodson	315	365	.463
Bob Hill	310	293	.514
Stan Albeck	307	267	.535
Maurice Cheeks	305	315	.492
Jim O'Brien	303	327	.481

### REGULAR SEASON: TOTAL GAMES

Lenny Wilkens	2,487
Don Nelson	2,398
Bill Fitch	2,050
Jerry Sloan	2,024
Larry Brown	2,002
GEORGE KARL	1,999
Dick Motta	1,952
Pat Riley	1,904
Rick Adelman	1,791
Jack Ramsay	1,647
Gene Shue	1,645
Phil Jackson	1,640
Cotton Fitzsimmons	1,607
<b>GREGG POPOVICH</b>	<b>1,574</b>
Red Auerbach	1,417
John MacLeod	1,364
Mike Dunleavy	1,329
DOC RIVERS	1,306
Red Holzman	1,299
Flip Saunders	1,246

### REGULAR SEASON: WINNING PERCENTAGE

(400 games minimum)

	Pct	W	L
Phil Jackson	.704	1,155	485
Billy Cunningham	.698	454	196
<b>GREGG POPOVICH</b>	<b>.692</b>	<b>1,089</b>	<b>485</b>
K.C. Jones	.674	522	252
Red Auerbach	.662	938	479
Pat Riley	.636	1,210	694
ERIK SPOELSTRA	.623	399	241
Scott Brooks	.620	338	207
Lester Harrison	.620	295	181
Tom Heinsohn	.619	427	263
Mike Brown	.616	347	216
Jerry Sloan	.603	1,221	803
STAN VAN GUNDY	.602	447	296
Chuck Daly	.593	638	437
Larry Costello	.589	430	300
GEORGE KARL	.588	1,175	824
RICK CARLISLE	.584	661	471
John Kundla	.583	423	302
Rick Adelman	.582	1,042	749
Bill Sharman	.581	333	240

## PLAYOFFS

### PLAYOFFS: TOTAL VICTORIES

(2015-16 head coaches in capital letters)

	W	L	Pct
Phil Jackson	229	104	.688
Pat Riley	171	111	.606
<b>GREGG POPOVICH</b>	<b>158</b>	<b>98</b>	<b>.617</b>
Larry Brown	100	93	.518
Red Auerbach	99	69	.589
Jerry Sloan	98	104	.485
K.C. Jones	81	57	.587
GEORGE KARL	80	105	.432
Lenny Wilkens	80	98	.449
Rick Adelman	79	78	.503
DOC RIVERS	75	75	.513
Chuck Daly	75	51	.595
Don Nelson	75	91	.452
ERIK SPOELSTRA	70	43	.619
Billy Cunningham	66	39	.629
John Kundla	60	35	.632
Red Holzman	58	47	.552
RICK CARLISLE	58	62	.483
Dick Motta	56	70	.444
Bill Fitch	55	54	.505
Rudy Tomjanovich	51	39	.567
STAN VAN GUNDY	48	43	.527
Mike Brown	47	36	.566
Tom Heinsohn	47	33	.588
John MacLeod	47	54	.465
Flip Saunders	47	51	.480
Alex Hannum	45	34	.570
Jack Ramsay	44	58	.431
Jeff Van Gundy	44	44	.500
Scott Brooks	39	34	.534

### PLAYOFFS: TOTAL GAMES

Pat Riley	282
<b>GREGG POPOVICH</b>	<b>256</b>
Jerry Sloan	202
Larry Brown	193
GEORGE KARL	185
Lenny Wilkens	178
Red Auerbach	168
Don Nelson	166
Rick Adelman	157
DOC RIVERS	154
K.C. Jones	138
Chuck Daly	126
Dick Motta	126
RICK CARLISLE	115

### PLAYOFFS: WINNING PERCENTAGE

(25 games minimum)

	Pct	W	L
STEVE KERR	.689	31	14
Phil Jackson	.688	229	104
Butch van Breda Kolf	.636	21	12
John Kundla	.632	60	35
Billy Cunningham	.629	66	39
ERIK SPOELSTRA	.619	70	43
<b>GREGG POPOVICH</b>	<b>.617</b>	<b>158</b>	<b>98</b>
Larry Costello	.617	37	23
Larry Bird	.615	32	20
Pat Riley	.606	171	111
Chuck Daly	.595	75	51
Red Auerbach	.589	99	69
Tom Heinsohn	.588	47	33
K.C. Jones	.587	81	57
BYRON SCOTT	.579	33	24

Centennial Tower • 101 Marietta Street, Ste. 1900 • Atlanta, GA 30303  
(404) 878-3800 • www.hawks.com



Principal Owner & Chair of the Board of Directors ..... Tony Ressler  
 Vice Chair of the Board ..... Grant Hill  
 Alternate NBA Governor ..... Steven Price  
 CEO, Atlanta Hawks Basketball Club/Philips Arena ..... Steve Koonin  
 President of Basketball Operations/Head Coach ..... Mike Budenholzer  
 General Manager ..... Wes Wilcox  
 Assistant Coaches ..... Darwin Ham, Taylor Jenkins, Charles Lee,  
 ..... Neven Spahija, Ben Sullivan  
 Executive Director of Player Performance ..... Keke Lyles  
 Head Athletic Trainer ..... Art Horne  
 Senior VP of Public Relations ..... Garin Narain  
 Home Court ..... Philips Arena (18,047, built in 1999)  
 ..... WZGC/92.9 The Game: Steve Holman  
 Television ..... FOX Sports Southeast: Bob Rathbun, Dominique Wilkins,  
 ..... Andre Aldridge, Olivia Harlan



Mike Budenholzer

## 2016-17 SCHEDULE VS. HAWKS

1/1 Sunday 5:00 p.m. at Atlanta  
 3/13 Monday 7:00 p.m. in San Antonio

## 2015-16 RESULTS VS. HAWKS

11/28 108-86 Spurs in San Antonio  
 12/12 103-78 Spurs at Atlanta

## ALL-TIME RESULTS

76-77:	ATL 4-0	97-98:	Tied 1-1
77-78:	SA 3-1	98-99:	DNP
78-79:	ATL 3-1	99-00:	SA 2-0
79-80:	ATL 5-1	00-01:	SA 2-0
80-81:	Tied 1-1	01-02:	SA 2-0
81-82:	Tied 1-1	02-03:	Tied 1-1
82-83:	SA 2-0	03-04:	Tied 1-1
83-84:	Tied 1-1	04-05:	SA 2-0
84-85:	SA 2-0	05-06:	Tied 1-1
85-86:	Tied 1-1	06-07:	SA 2-0
86-87:	ATL 2-0	07-08:	SA 2-0
87-88:	ATL 2-0	08-09:	SA 2-0
88-89:	Tied 1-1	09-10:	Tied 1-1
89-90:	Tied 1-1	10-11:	SA 2-0
90-91:	ATL 2-0	11-12:	SA 1-0
91-92:	SA 2-0	12-13:	SA 2-0
92-93:	ATL 2-0	13-14:	SA 2-0
93-94:	Tied 1-1	14-15:	SA 2-0
94-95:	Tied 1-1	15-16:	SA 2-0
95-96:	SA 2-0	<b>TOTALS:</b>	<b>SA 51-36</b>
96-97:	ATL 2-0		

## SPURS-HAWKS SERIES NOTES

**OVERALL RECORD:** 51-36 **HOME:** 32-12 **ROAD:** 19-24 **OT:** 1-2  
**CURRENT STREAK:** Won 11 **HOME:** W 18 **ROAD:** W 5  
**SPURS BIGGEST WIN:** 39, 114-75 on 11/21/03 in San Antonio  
**SPURS BIGGEST LOSS:** 24, 124-100 on 11/28/87 at Atlanta  
**SPURS LAST WIN AT HOME:** 108-86 on 11/28/15  
**SPURS LAST LOSS AT HOME:** 109-89 on 2/15/97  
**SPURS LAST WIN ON THE ROAD:** 103-78 on 12/12/16  
**SPURS LAST LOSS ON THE ROAD:** 119-114 (OT) on 3/21/10

## DID YOU KNOW?

Atlanta head coach Mike Budenholzer spent 19 seasons with the Spurs ... he started in the summer of 1994 as a video coordinator before becoming an assistant coach in 1996 ... Atlanta assistant coach Taylor Jenkins served as head coach of San Antonio Spurs D-League affiliate, Austin Spurs, during the 2012-13 season ... Hawks assistant coach Ben Sullivan served as the Spurs video coordinator from 2012-14 ... the Hawks scored 87 points on 40-of-53 (.755) shooting in the second half of a 143-120 Hawks win in San Antonio on 11/27/79 ... that game saw the Hawks set Spurs opponent franchise records for most field goals made in a half, most points scored in a second half and most assists by an opponent in one half with 28 ... the Hawks limited San Antonio to a franchise low 5 first quarter points on 1-of-17 shooting (.059) on 2/25/08 ... the Spurs would go on to win the game 89-74 ... Manu Ginobili set a Spurs franchise record when he reeled off 24 straight points at Atlanta on 2/21/07 ... Hawks television broadcaster and NBA Hall of Famer Dominique Wilkins played for the Spurs during the 1996-97 season ... Wilkins is Atlanta's all-time leader in games played and points scored ... Hawks forward-center Tiago Splitter was originally drafted in the first round (28th overall) by the Spurs in the 2007 NBA Draft ... Splitter spent five seasons with San Antonio (2010-15), averaging 8.3 points and 5.3 rebounds in 311 games ... Atlanta forward Tauren Prince spent his high school years playing for Earl Warren High School in San Antonio.

## 2015-16 SEASON SERIES (2-0) SAN ANTONIO SPURS VS. ATLANTA

PLAYER	G-GS	MIN	FG-FGA	PCT	3FG-FGA	PCT	FT-FTA	PCT	OFF DEF TOT	AST	PF-DO	STL	TO	BLK	PTS	AVG	HI		
LEONARD	2-2	62	13-24	.542	4-6	.667	14-14	1.000	2	13	15	6	4	1	44	22.0	22		
GINOBI	2-0	37	8-15	.533	3-7	.429	10-11	.909	1	3	4	4	3-0	1	8	20	14.5	17	
ALDRIDGE	2-2	52	11-24	.458	0-0	---	4-4	1.000	4	8	12	2	3-0	3	5	26	13.0	13	
MILLS	2-0	44	7-13	.538	3-8	.375	3-3	1.000	0	4	4	6	4-0	2	1	0	20	10.0	13
PARKER	2-2	46	9-16	.563	0-1	.000	1-1	1.000	1	5	6	10	3-0	2	3	2	19	9.5	11
GREEN	2-2	50	6-14	.429	3-5	.600	0-0	---	2	1	3	5	3-0	2	7	1	15	7.5	10
DUNCAN	2-2	59	7-15	.467	0-0	---	0-0	---	5	23	28	8	5-0	2	5	2	14	7.0	10
SIMMONS	2-0	27	4-10	.400	1-2	.500	5-5	1.000	1	6	7	3	3-0	0	2	0	14	7.0	9
DIAW	2-0	31	4-10	.400	1-3	.333	0-0	---	1	3	4	5	3-0	1	1	0	9	4.5	9
ANDERSON	2-0	26	2-5	.400	1-1	1.000	2-2	1.000	0	7	7	1	0-0	1	2	0	7	3.5	5
BONNER	1-0	5	1-2	.500	1-1	1.000	0-0	---	0	1	1	0	0-0	0	0	0	3	3.0	3
BUTLER	2-0	16	2-6	.333	2-3	.667	0-0	---	0	2	2	0	0-0	1	0	2	6	3.0	6
WEST	2-0	20	2-3	.667	0-0	---	0-0	---	0	3	3	1	1-0	1	1	0	4	2.0	2
MARIJANOVIC	1-0	6	0-2	.000	0-0	---	1-2	.500	1	1	2	0	0-0	0	0	0	1	1.0	1
SPURS	2	480	76-159	.478	19-37	.514	40-42	.952	18	80	98	51	30-0	22	39	11	211	105.5	108
HAWKS	2	480	67-167	.401	11-50	.220	21-29	.724	19	57	76	49	32-0	24	35	8	166	83.0	88

## 2015-16 SEASON SERIES (0-2) ATLANTA HAWKS VS. SAN ANTONIO

PLAYER	G-GS	MIN	FG-FGA	PCT	3FG-FGA	PCT	FT-FTA	PCT	OFF DEF TOT	AST	PF-DO	STL	TO	BLK	PTS	AVG	HI		
MILLSAP	2-2	56	12-22	.545	2-4	.500	4-8	.500	5	8	13	4	6-0	4	4	3	30	15.0	22
SCOTT	1-0	14	5-9	.556	2-3	.667	0-0	---	1	1	2	3	0-0	0	0	1	12	12.0	12
BAZEMORE	2-0	44	9-21	.429	0-5	.000	2-2	1.000	0	10	10	1	3-0	3	2	1	20	10.0	11
HORFORD	2-2	48	7-18	.389	0-2	.000	5-6	.833	3	8	11	6	1-0	2	1	0	19	9.5	10
SCHRODER	2-0	37	6-17	.353	0-5	.000	3-3	1.000	2	3	5	13	1-0	3	1	0	15	7.5	9
SEFOLOSHA	2-2	45	5-11	.455	2-5	.400	1-2	.500	1	4	5	2	5-0	1	3	1	13	6.5	8
KORVER	2-2	51	5-12	.417	1-5	.200	0-0	---	0	3	3	1	2-0	4	3	1	11	5.5	6
TEAGUE	2-0	46	2-15	.133	1-5	.200	5-6	.833	1	3	4	7	5-0	0	9	0	10	5.0	6
MUSCALA	2-0	43	4-11	.364	0-2	.000	0-0	---	2	5	7	1	6-0	3	4	1	8	4.0	6
PATTERSON	2-0	33	3-10	.300	2-6	.333	0-0	---	1	2	3	4	2-0	1	4	0	8	4.0	5
SPLITTER	1-0	14	2-3	.667	0-0	---	0-0	---	1	3	4	0	0-0	3	3	0	4	4.0	4
MACK	2-0	15	3-6	.500	0-2	.000	0-0	---	1	1	2	6	0-0	0	0	0	6	3.0	4
TAVARES	1-0	7	1-3	.333	0-0	---	1-2	.500	0	0	0	0	0-0	0	0	0	3	3.0	3
HOLIDAY	2-0	16	2-4	.500	1-3	.333	0-0	---	0	2	2	0	0-0	0	0	0	5	2.5	5
HARDAWAY	1-0	12	1-3	.333	0-2	.000	0-0	---	1	2	3	1	1-0	0	1	0	2	2.0	2
HAWKS	2	480	67-167	.401	11-50	.220	21-29	.724	19	57	76	49	32-0	24	35	8	166	83.0	88
SPURS	2	480	76-159	.478	19-37	.514	40-42	.952	18	80	98	51	30-0	22	39	11	211	105.5	108

# BOSTON CELTICS



Brad Stevens

226 Causeway St. 4th Floor • Boston, MA 02114  
(617) 854-8000 • www.celtics.com

Managing Partner, Governor & Chief Executive Officer . . . . . Wyc Grousbeck  
President . . . . . Rich Gotham  
President of Basketball Operations . . . . . Danny Ainge  
Head Coach . . . . . Brad Stevens  
Assistant Coaches . . . . . Jay Larranaga, Walter McCarty, Micah Shrewsberry  
Head Athletic Trainer . . . . . Jamie Young, Jerome Allen  
Strength and Conditioning Coach . . . . . Ed Lacerte  
Communications . . . Jeff Twiss, Heather Walker, Brian Olive, Taylor Kielpinski-Rogers  
Home Court . . . . . TD Garden (18,624, built in 1995)  
Radio . . . . . CBS Radio Boston: Sean Grande, Cedric Maxwell  
Television . . . . . Comcast Sportsnet: Mike Gorman, Tom Heinsohn, Brian Scalabrine, Abby Chin



## 2016-17 SCHEDULE VS. CELTICS

11/25 Friday 12:00 p.m. at Boston  
12/14 Wednesday 8:30 p.m. in San Antonio

## 2015-16 RESULTS VS. CELTICS

11/1 95-87 Spurs at Boston  
12/5 108-105 Spurs in San Antonio

## ALL-TIME RESULTS

76-77:	BOS 4-0	97-98:	SA 2-0
77-78:	SA 4-0	98-99:	DNP
78-79:	SA 4-0	99-00:	SA 2-0
79-80:	BOS 4-2	00-01:	SA 2-0
80-81:	BOS 2-0	01-02:	SA 2-0
81-82:	BOS 2-0	02-03:	SA 2-0
82-83:	BOS 2-0	03-04:	SA 2-0
83-84:	BOS 2-0	04-05:	SA 2-0
84-85:	BOS 2-0	05-06:	SA 2-0
85-86:	BOS 2-0	06-07:	Tied 1-1
86-87:	BOS 2-0	07-08:	BOS 2-0
87-88:	BOS 2-0	08-09:	Tied 1-1
88-89:	BOS 2-0	09-10:	Ties 1-1
89-90:	Tied 1-1	10-11:	BOS 2-0
90-91:	Tied 1-1	11-12:	SA 1-0
91-92:	Tied 1-1	12-13:	SA 2-0
92-93:	Tied 1-1	13-14:	SA 2-0
93-94:	SA 2-0	14-15:	SA 2-0
94-95:	SA 2-0	15-16:	SA 2-0
95-96:	SA 2-0	<b>TOTALS:</b>	<b>SA 49-38</b>
96-97:	Tied 1-1		

## SPURS-CELTICS SERIES NOTES

**OVERALL RECORD:** 49-38 **HOME:** 25-18 **ROAD:** 24-20 **OT:** 0-0  
**CURRENT STREAK:** Won 8 **HOME: W 4** **ROAD: W 5**  
**SPURS BIGGEST WIN:** 30, 149-119 on 2/14/79 in San Antonio  
**SPURS BIGGEST LOSS:** 41, 132-91 on 3/3/93 at Boston  
**SPURS LAST WIN AT HOME:** 108-105 on 12/5/15  
**SPURS LAST LOSS AT HOME:** 107-97 on 3/31/11  
**SPURS LAST WIN ON THE ROAD:** 95-87 on 11/1/15  
**SPURS LAST LOSS ON THE ROAD:** 105-103 on 1/5/11

## DID YOU KNOW?

With a 91-85 win on 3/17/07, the Celtics snapped an 18-game winning streak the Spurs held over Boston ... prior to that, Boston's last win against San Antonio was a 107-83 victory on 1/8/97 ... the Celtics win also snapped a 15-game road losing streak to the Silver and Black ... the last time Boston won in the Alamogordo City was on 2/14/90 when they defeated the Spurs 106-95 ... the Celtics held a 20-game win streak over the Spurs spanning from 1980-90 ... San Antonio holds the Celtics opponent record for most assists in a game with 49 on 2/14/79 ... the Spurs 149 points on that evening is tied for third on Boston's all-time opponents high scoring list ... Spurs guard-forward Danny Green (2005-09) and Celtics C Tyler Zeller (2008-12) both attended the University of North Carolina, helping the Tar Heels to the 2009 NCAA Championship... Boston center/forward Al Horford played at the University of Florida with Spur David Lee in the 2004-05 season... Lee made 30 appearances with the Boston Celtics last season, averaging 7.1 points, 4.3 rebounds, and 1.8 assists per game... with a win vs Oklahoma City on 4/12, the Spurs tied the 1985-86 Boston Celtics for most home wins in a single-season in NBA history (40).

## 2015-16 SEASON SERIES (2-0) SAN ANTONIO SPURS VS. BOSTON

PLAYER	G-GS	MIN	FG-FGA	PCT	3FG-FGA	PCT	FT-FTA	PCT	OFF	DEF	TOT	AST	PF-DO	STL	TO	BLK	PTS	AVG	HI
ALDRIDGE	2-2	62	16-33	.485	0-1	.000	9-12	.750	7	15	22	6	5-0	1	3	2	41	20.5	24
LEONARD	2-2	68	12-31	.387	3-7	.429	7-8	.875	1	12	13	6	6-0	4	5	1	34	17.0	19
GINOBILI	2-0	50	10-19	.526	3-9	.333	5-8	.625	2	13	15	7	3-0	3	4	0	28	14.0	15
DIAW	2-0	49	10-19	.526	1-3	.333	5-8	.625	2	2	4	8	1-0	0	3	0	26	13.0	16
MILLS	2-0	46	7-11	.636	3-6	.500	0-0	---	1	4	5	3	2-0	0	2	0	17	8.5	9
PARKER	2-2	54	8-14	.571	0-0	---	0-0	---	1	4	5	7	6-0	0	7	0	16	8.0	10
DUNCAN	2-2	53	6-14	.429	0-1	.000	1-2	.500	2	12	14	9	5-0	0	5	2	13	6.5	7
WEST	2-0	23	5-5	1.000	0-0	---	2-3	.667	4	4	8	1	4-0	0	2	1	12	6.0	10
GREEN	2-2	58	4-16	.250	0-7	.000	2-4	.500	2	8	10	1	5-0	4	1	1	10	5.0	6
ANDERSON	2-0	9	2-3	.667	0-0	---	0-0	---	0	2	2	3	1-0	1	0	0	4	2.0	4
BUTLER	1-0	8	0-2	.000	0-2	.000	0-2	1.000	0	1	1	0	0-0	0	2	2	2	2.0	2
SPURS	2	480	80-167	.479	10-36	.278	33-47	.702	22	77	99	48	38-0	13	35	9	203	101.5	108
CELTICS	2	480	74-184	.402	18-58	.310	26-36	.722	27	57	84	43	45-0	19	30	8	192	96.0	105

## 2015-16 SEASON SERIES (0-2) BOSTON CELTICS VS. SAN ANTONIO

PLAYER	G-GS	MIN	FG-FGA	PCT	3FG-FGA	PCT	FT-FTA	PCT	OFF	DEF	TOT	AST	PF-DO	STL	TO	BLK	PTS	AVG	HI
THOMAS	2-1	62	11-35	.314	2-11	.182	14-15	.933	0	5	5	13	2-0	3	4	0	38	19.0	23
BRADLEY	2-2	67	14-32	.438	5-10	.500	3-4	.750	3	3	6	4	3-0	2	3	0	36	18.0	18
SMART	1-1	39	7-12	.583	1-5	.200	2-4	.500	1	1	2	3	3-0	4	1	1	17	17.0	17
CROWDER	2-2	58	8-14	.571	4-8	.500	2-2	1.000	1	6	7	4	8-0	4	7	1	22	11.0	15
JOHNSON	2-1	61	10-21	.476	1-6	.167	0-2	.000	7	8	15	2	8-0	1	2	2	21	10.5	11
TURNER	2-0	46	8-21	.381	1-3	.333	1-2	.500	2	6	8	4	4-0	2	2	1	18	9.0	16
HUNTER	1-0	14	2-4	.500	2-4	.500	2-2	1.000	0	0	0	1	0-0	0	0	0	8	8.0	8
SULLINGER	2-1	50	5-18	.278	2-6	.333	2-2	1.000	6	10	16	6	5-0	1	2	1	14	7.0	10
JEREBKO	2-0	25	3-6	.500	0-1	.000	0-0	---	2	4	6	2	5-0	1	2	0	6	3.0	6
OLYNYK	2-0	25	3-9	.333	0-4	.000	0-0	.000	1	8	9	2	5-0	1	3	2	6	3.0	6
LEE	1-1	21	1-7	.143	0-0	---	0-0	---	3	5	8	1	1-0	0	2	0	2	2.0	2
ZELLER	2-1	13	2-5	.400	0-0	---	0-1	.000	1	1	2	1	1-0	0	2	0	4	2.0	4
CELTICS	2	480	74-184	.402	18-58	.310	26-36	.722	27	57	84	43	45-0	19	30	8	192	96.0	105
SPURS	2	480	80-167	.479	10-36	.278	33-47	.702	22	77	99	48	38-0	13	35	9	203	101.5	108



15 Metro Tech Center, 11th Floor • Brooklyn, NY 11201  
(718) 933-3000 • www.nets.com

Principal Owner ..... Mikhail Prokhorov  
Chief Executive Officer ..... Brett D. Yormark  
General Manager ..... Sean Marks  
Assistant General Manager ..... Trajan Langdon  
Head Coach ..... Kenny Atkinson  
Assistant Coaches ..... Jacque Vaughn, Chris Fleming, Bret Brielmaier  
Assistant Coach/Director of Player Development ..... Adam Harrington  
Assistant Coach/Manager of Advance Scouting ..... Jordan Ott  
Strength & Conditioning Coach ..... Dan Meehan  
Head Athletic Trainer/Physical Therapist ..... Lloyd Beckett  
Senior Director of Public Relations ..... Aaron Harris  
Home Court ..... Barclays Center (17,732, Built in 2012)  
Radio ..... WFAN (660 AM/101.9 FM); Chris Carrino, Tim Capraw  
Television ..... YES Network; Ian Eagle, Mike Fratello, Sarah Kustock,  
..... Donny Marshall, Ryan Ruocco, Jim Spanarkel



Kenny Atkinson

## 2016-17 SCHEDULE VS. NETS

12/10 Saturday 7:30 p.m. in San Antonio  
1/23 Monday 6:30 p.m. at Brooklyn

## 2015-16 RESULTS VS. NETS

10/30 102-75 Spurs in San Antonio  
1/11 106-79 Spurs at Brooklyn

## ALL-TIME RESULTS

76-77:	SA 3-1	97-98:	Tied 1-1
77-78:	SA 4-0	98-99:	DNP
78-79:	SA 4-0	99-00:	SA 2-0
79-80:	Tied 3-3	00-01:	Tied 1-1
80-81:	SA 2-0	01-02:	NJ 2-0
81-82:	Tied 1-1	02-03:	Tied 1-1
82-83:	SA 2-0	03-04:	SA 2-0
83-84:	SA 2-0	04-05:	SA 2-0
84-85:	SA 2-0	05-06:	SA 2-0
85-86:	Tied 1-1	06-07:	SA 2-0
86-87:	SA 2-0	07-08:	SA 2-0
87-88:	Tied 1-1	08-09:	SA 2-0
88-89:	Tied 1-1	09-10:	Tied 1-1
89-90:	SA 2-0	10-11:	SA 2-0
90-91:	SA 2-0	11-12:	SA 1-0
91-92:	Tied 1-1	12-13:	SA 2-0
92-93:	Tied 1-1	13-14:	Tied 1-1
93-94:	Tied 1-1	14-15:	Tied 1-1
94-95:	SA 2-0	15-16:	SA 2-0
95-96:	SA 2-0	<b>TOTALS:</b>	<b>SA 66-21</b>
96-97:	NJ 2-0		

## SPURS-NETS SERIES NOTES

**OVERALL RECORD:** 66-21 **HOME:** 39-4 **ROAD:** 27-17 **OT:** 2-2  
**CURRENT STREAK:** Won 2 **HOME: W 13** **ROAD: W 1**  
**SPURS BIGGEST WIN:** 41, 151-110 on 11/25/78 in San Antonio  
**SPURS BIGGEST LOSS:** 26, 99-73 on 11/7/93 in San Antonio  
**SPURS LAST WIN AT HOME:** 102-75 on 10/30/15  
**SPURS LAST LOSS AT HOME:** 92-86 on 1/22/02  
**SPURS LAST WIN ON THE ROAD:** 106-79 on 1/11/16  
**SPURS LAST LOSS ON THE ROAD:** 95-93 (OT) on 12/3/14

## DID YOU KNOW?

San Antonio enters the 2016-17 season with a .907 (39-4) winning percentage at home against the Nets, its highest home winning percentage against any team ... The Spurs captured their second NBA Championship in franchise history when they defeated the Nets 4-2 in the NBA Finals on 6/15/03 ... the 2003 Finals also marked the first time that two former ABA teams met to decide an NBA Championship ... The Spurs own the Nets third-highest opponent record for most points scored in a regulation game with 151 on 11/25/78 ... San Antonio won the game 151-110 ... joining the Nets this season are a handful of familiar faces from the Alamo City... Nets general manager Sean Marks spent the past five years with the Spurs, most recently serving as the assistant general manager ... Nets assistant coach Bret Brielmaier got his first NBA experience with San Antonio in 2009-10 as the Spurs player development assistant...Briellemaier was promoted to the Silver and Black's video coordinator in 2010, spending three more seasons before joining the Cavaliers staff as an assistant coach ... former Spur, Jacque Vaughn, also joins Briellemaier on the Nets bench ... Vaughn spent two seasons as a Spurs assistant coach (2010-12) and played three of his 12 seasons in the NBA with San Antonio.

## 2015-16 SEASON SERIES (2-0) SAN ANTONIO SPURS VS. BROOKLYN

PLAYER	G-GS	MIN	FG-FGA	PCT	3FG-FGA	PCT	FT-FTA	PCT	OFF DEF TOT	AST	PF-DO	STL	TO	BLK	PTS	AVG	HI		
ALDRIDGE	2-2	58	17-28	.607	0-0	---	1-1	1.000	9	13	22	6	2-0	0	1	1	35	17.5	25
LEONARD	2-2	55	12-30	.400	2-7	.286	7-7	1.000	3	15	18	1	4-0	3	5	1	33	16.5	17
DUNCAN	2-2	51	8-14	.571	0-0	---	7-7	1.000	1	11	12	3	4-0	1	3	2	23	11.5	15
GINOBLI	2-0	40	9-17	.529	3-7	.429	0-0	---	0	6	6	9	1-0	3	3	1	21	10.5	12
MARJANOVIC	2-0	18	7-12	.583	0-0	---	5-7	.714	4	4	8	2	3-0	0	3	2	19	9.5	13
DIAW	2-0	37	7-12	.583	2-2	1.000	2-4	.500	1	5	6	7	3-0	2	2	0	18	9.0	11
PARKER	2-2	48	7-15	.467	0-0	---	2-2	1.000	0	2	2	8	3-0	1	3	0	16	8.0	10
MILLS	2-0	34	5-10	.500	3-7	.429	0-0	---	1	2	3	5	0-0	0	1	0	13	6.5	11
WEST	2-0	29	4-9	.556	0-0	---	0-0	---	0	5	5	1	3-0	1	4	0	10	5.0	8
GREEN	2-2	46	3-10	.300	2-8	.250	0-0	---	2	3	5	5	1-0	1	3	0	8	4.0	8
BUTLER	1-0	11	1-4	.250	1-3	.333	0-0	---	0	1	1	0	0-0	0	0	0	3	3.0	3
ANDERSON	2-0	28	1-3	.333	0-1	.000	3-4	.750	0	6	6	3	4-0	1	1	1	5	2.5	5
MCCALLUM	1-0	6	1-1	1.000	0-0	---	0-0	---	0	0	0	0	1-0	2	1	0	2	2.0	2
SIMMONS	1-0	11	1-2	.500	0-0	---	0-0	---	1	1	2	0	2-0	0	0	0	2	2.0	2
BONNER	1-0	7	0-1	.000	0-0	---	0-0	---	0	0	0	0	0-0	0	0	0	0	0.0	0
SPURS	2	480	84-168	.500	13-35	.371	27-32	.844	22	74	96	50	31-0	15	31	8	208	104.0	106
NETS	2	480	64-150	.427	7-28	.250	19-28	.679	7	55	62	32	35-0	11	34	9	154	77.0	79

## 2015-16 SEASON SERIES (0-2) BROOKLYN NETS VS. SAN ANTONIO

PLAYER	G-GS	MIN	FG-FGA	PCT	3FG-FGA	PCT	FT-FTA	PCT	OFF DEF TOT	AST	PF-DO	STL	TO	BLK	PTS	AVG	HI		
LOPEZ	2-2	64	14-28	.500	0-0	---	7-8	.875	1	7	8	6	6-0	0	3	3	35	17.5	18
JACK	1-1	27	5-13	.385	0-0	---	0-0	---	0	6	6	7	0-0	1	2	0	12	12.0	12
HOLLIS-JEFFERSON	1-0	26	5-7	.714	0-0	---	0-0	---	0	0	4	4	0-0	0	3	2	10	10.0	11
JOHNSON	2-2	53	7-14	.500	2-3	.667	2-2	1.000	0	5	5	1	7-0	1	1	0	18	9.0	16
YOUNG	2-2	56	8-21	.381	1-3	.333	1-5	.200	2	14	16	1	4-0	0	5	0	18	9.0	9
BARGNANI	2-0	32	5-10	.500	1-1	1.000	1-1	1.000	1	2	3	0	3-0	0	0	0	12	6.0	7
LARKIN	2-0	40	5-8	.625	0-0	---	2-4	.500	1	1	2	10	1-0	1	3	1	12	6.0	7
ROBINSON	2-0	28	6-9	.667	0-0	---	2-2	1.000	0	1	1	2	4-0	1	1	0	12	6.0	10
ELLINGTON	2-2	48	4-14	.286	0-7	.143	2-2	1.000	0	4	4	0	2-0	4	3	0	11	5.5	8
BOGDANOVIC	2-0	41	3-11	.273	0-5	.000	0-2	.000	0	5	5	0	4-0	1	3	0	6	3.0	6
KARASEV	2-0	7	1-1	1.000	0-0	---	2-2	1.000	0	1	1	0	0-0	0	1	0	4	2.0	2
REED	1-0	8	1-2	.500	0-0	---	0-0	---	1	0	1	0	0-0	0	2	0	2	2.0	2
SLOAN	2-1	29	1-5	.200	0-1	.000	0-0	---	0	0	0	5	1-0	1	2	1	2	1.0	2
BROWN	2-0	21	6-9	.667	0-5	.000	0-0	---	0	1	1	2	4-0	1	1	0	0	0.0	0
NETS	2	480	64-150	.427	7-28	.250	19-28	.679	7	55	62	32	35-0	11	34	9	154	77.0	79
SPURS	2	480	84-168	.500	13-35	.371	27-32	.844	22	74	96	50	31-0	15	31	8	208	104.0	106

# CHARLOTTE HORNETS



Steve Clifford

333 E. Trade Street • Charlotte, NC 28202  
(704) 688-8600 • www.hornets.com

Chairman ..... Michael Jordan  
Vice Chairman ..... Curtis Polk  
General Manager ..... Rich Cho  
Assistant General Manager ..... Chad Buchanan  
Head Coach ..... Steve Clifford  
Associate Head Coach ..... Patrick Ewing  
Assistant Coaches ..... Stephen Silas, Pat Delany, Bob Weiss, Steve Hetzel, Bruce Krutze  
Head Athletic Trainer ..... Steve Stricker  
Vice President of Communications ..... Mike Cristaldi  
Home Court ..... Spectrum Center (19,077, built in 2005)  
Radio ..... WFNZ: Steve Martin, Matt Carroll  
Television ..... Fox Sports Southeast: Eric Collins, Dell Curry, Stephanie Ready



## 2016-17 SCHEDULE VS. HORNETS

11/23 Wednesday 6:00 p.m. at Charlotte  
1/7 Charlotte 7:30 p.m. in San Antonio

## 2015-16 RESULTS VS. HORNETS

11/7 114-94 Spurs in San Antonio  
3/21 91-88 Hornets at Charlotte

## ALL-TIME RESULTS

88-89:	CHA 2-0	10-11:	SA 2-0
89-90:	SA 5-0	11-12:	SA 1-0
90-91:	Tied 1-1	12-13:	SA 2-0
91-92:	CHA 2-0	13-14:	SA 2-0
92-93:	Tied 1-1	14-15:	SA 2-0
93-94:	SA 2-0	15-16:	Tied 1-1
94-95:	Tied 1-1	<b>TOTALS:</b>	<b>SA 37-15</b>
95-96:	SA 2-0		
96-97:	CHA 2-0		
97-98:	Tied 1-1		
98-99:	DNP		
99-00:	SA 2-0		
00-01:	Tied 1-1		
01-02:	Tied 1-1		
04-05:	SA 2-0		
05-06:	SA 2-0		
06-07:	Tied 1-1		
07-08:	SA 2-0		
08-09:	SA 2-0		
09-10:	Tied 1-1		

## SPURS-HORNETS SERIES NOTES

**OVERALL RECORD:** 37-15 **HOME:** 19-7 **ROAD:** 18-8 **OT:** 0-1  
**CURRENT STREAK:** Lost 1 **HOME:** W 9 **ROAD:** L 1  
**SPURS BIGGEST WIN:** 34, 129-95 on 1/31/90  
**SPURS BIGGEST LOSS:** 16, 92-76 on 1/15/10  
**SPURS LAST WIN AT HOME:** 114-94 on 11/7/15  
**SPURS LAST LOSS AT HOME:** 92-85 (OT) on 11/15/06  
**SPURS LAST WIN ON THE ROAD:** 98-93 on 1/14/15  
**SPURS LAST LOSS ON THE ROAD:** 91-88 on 3/21/16

## DID YOU KNOW?

David Robinson blocked 11 shots at Charlotte on 2/2/90, setting a record for most blocks in a game by a Hornets opponent ... Robinson and Terry Cummings each went for 52 points against the Hornets, which ranks in the top five on their all-time top performances list ... Kelly Tripuka became the first player in Hornets history to score 30+ points in a game when he went for 31 against San Antonio on 11/19/88 ... The Hornets won the game 107-105, which became the first road victory in franchise history ... Hornets assistant Bob Weiss was an assistant coach with the Spurs from 1986-88 ... Hornets forward Nicolas Batum and Spurs guard Tony Parker led France to its first Eurobasket Championship in the summer of 2013 ... Batum and San Antonio forward LaMarcus Aldridge were teammates with the Portland Trail Blazers for seven seasons from 2008-15 ... Charlotte forward Tyler Hansbrough and Spurs guard Danny Green both attended the University of North Carolina and won a NCAA Championship together in 2009.

## 2015-16 SEASON SERIES (1-1) SAN ANTONIO SPURS VS. CHARLOTTE

PLAYER	G-GS	MIN	FG-FGA	PCT	3FG-FGA	PCT	FT-FTA	PCT	OFF	DEF	TOT	AST	PF-DO	STL	TO	BLK	PTS	AVG	HI
LEONARD	2-2	65	16-30	.533	3-8	.375	3-4	.750	0	10	10	2	6-0	4	1	0	38	19.0	23
ALDRIDGE	2-2	53	15-27	.556	0-0	---	4-4	1.000	2	15	17	7	6-0	0	4	1	34	17.0	18
DUNCAN	2-2	55	11-16	.688	0-0	---	5-9	.556	4	14	18	4	4-0	2	4	2	27	13.5	16
PARKER	2-2	61	10-20	.500	1-2	.500	5-8	.625	2	4	6	13	4-0	3	7	2	26	13.0	19
MARTIN (TOT)	2-1	50	8-20	.400	2-5	.400	7-8	.875	1	2	3	5	6-0	2	6	1	25	12.5	18
MARTIN (SA)	1-0	10	2-4	.500	1-2	.500	2-2	1.000	0	0	0	0	1-0	1	0	1	7	7.0	7
MILLS	2-0	35	7-14	.500	3-8	.375	0-0	---	1	4	5	5	4-0	2	4	0	17	8.5	15
GINOBILI	2-0	41	6-12	.500	4-8	.500	0-0	---	0	5	5	6	4-0	4	4	1	16	8.0	13
WEST	2-0	43	7-11	.636	0-1	.000	1-2	.500	1	10	11	7	3-0	1	2	2	15	7.5	9
GREEN	2-2	49	2-14	.143	1-8	.125	5-5	1.000	2	4	6	5	3-0	3	1	2	10	5.0	8
ANDERSON	2-0	20	2-6	.333	0-0	---	0-2	.000	1	2	3	2	2-0	0	0	1	4	2.0	4
BUTLER	1-0	10	1-3	.333	0-1	.000	0-0	---	0	1	1	0	0-0	0	1	0	2	2.0	2
DIAW	2-0	31	2-8	.250	0-0	---	0-0	---	1	4	5	7	2-0	0	0	1	4	2.0	4
MARJANOVIC	1-0	4	1-2	.500	0-0	---	0-0	---	0	1	1	0	3-0	0	0	0	2	2.0	2
MCCALLUM	1-0	4	0-0	---	0-0	---	0-0	---	0	1	1	0	1-0	0	0	0	0	0.0	0
MILLER (TOT)	1-0	3	0-0	---	0-0	---	0-0	---	0	0	0	0	0-0	0	0	0	0	0.0	0
SPURS	2	480	82-167	.491	13-38	.342	25-36	.694	15	74	89	58	43-0	20	29	15	202	10.0	114
BOBCATS	2	480	69-160	.431	14-38	.368	33-50	.660	16	63	79	33	30-0	18	30	5	185	9.25	94

## 2015-16 SEASON SERIES (1-1) CHARLOTTE HORNETS VS. SAN ANTONIO

PLAYER	G-GS	MIN	FG-FGA	PCT	3FG-FGA	PCT	FT-FTA	PCT	OFF	DEF	TOT	AST	PF-DO	STL	TO	BLK	PTS	AVG	HI
LIN	2-0	53	15-28	.536	5-8	.625	6-9	.667	0	10	10	4	3-0	1	5	0	41	20.5	29
WALKER	2-2	59	13-26	.500	2-6	.333	5-7	.714	0	2	2	6	2-0	4	6	0	33	16.5	27
LEE (TOT)	3-1	99	16-32	.500	2-6	.333	4-4	1.000	1	3	4	4	3-0	6	5	0	38	12.7	17
LEE (CHA)	1-1	33	8-13	.615	1-2	.500	0-0	---	0	2	2	2	1-0	4	1	0	17	17.0	17
BATUM	2-2	67	7-15	.467	1-3	.333	10-12	.833	3	7	10	7	7-0	4	9	1	25	12.5	15
JEFFERSON	2-1	50	7-20	.350	0-0	---	2-4	.500	4	9	13	3	5-0	0	1	1	16	8.0	13
M. WILLIAMS	2-2	49	6-14	.429	3-6	.500	0-0	---	0	6	6	2	2-0	1	1	1	15	7.5	9
KAMINSKY	2-0	36	4-12	.333	1-4	.250	4-6	.667	0	1	1	2	1-0	1	0	0	13	6.5	8
HAIRSTON	1-1	17	1-5	.200	0-3	.000	2-2	1.000	0	3	3	0	2-0	0	1	0	4	4.0	4
HAWES	1-0	14	2-3	.667	0-0	---	0-0	---	0	2	2	0	1-0	0	2	0	4	4.0	4
LAMB	2-0	39	3-13	.231	1-4	.250	1-4	.250	3	8	11	2	4-0	1	2	2	8	4.0	4
ZELLER	2-1	53	3-10	.300	0-1	.000	2-4	.500	6	13	19	4	3-0	2	1	0	8	4.0	6
ROBERTS	1-0	4	0-1	.000	0-1	.000	1-2	.500	0	0	0	0	0-0	0	0	0	1	1.0	1
DANIELS	1-0	4	0-0	---	0-0	---	0-0	---	0	0	0	1	0-0	0	0	0	0	0.0	0
HANSBROUGH-1	0	4	0-0	---	0-0	---	0-0	---	0	0	0	0	0-0	0	0	0	0	0.0	0
HORNETS	2	480	69-160	.431	14-38	.368	33-50	.660	16	63	79	33	30-0	18	30	5	185	9.25	94



1901 W. Madison Street • Chicago, IL 60612  
(312) 455-4000 • www.bulls.com



Chairman ..... Jerry Reinsdorf  
President and Chief Operating Officer ..... Michael Reinsdorf  
Executive Vice President-Basketball Operations ..... John Paxson  
General Manager ..... Gar Forman  
Assistant General Manager ..... Brian Hagen  
Head Coach ..... Fred Hoiberg  
Associate Head Coach ..... Jim Boylen  
Assistant Coaches ..... Pete Myers, Randy Brown, Mike Wilhelm, Charlie Henry  
Director of Sports Performance ..... Chip Schaefer  
Head Athletic Trainer ..... Jeff Tanaka  
Strength Coach ..... Matt Johnson  
Senior Director of Public and Media Relations ..... Tim Hallam  
Home Court ..... United Center (20,917, built in 1994)  
Radio ..... WLS (890 AM): Chuck Swirsky, Bill Wennington  
Spanish Radio ..... WRTO (1200 AM): Omar Ramos, Matt Moreno  
Television ..... WGN (Ch. 9), Comcast SportsNet Chicago: Neil Funk, Stacey King



Fred Hoiberg

## 2016-17 SCHEDULE VS. BULLS

12/8 Thursday 8:30 p.m. at Chicago  
12/25 Sunday 4:00 p.m. in San Antonio

## 2015-16 RESULTS VS. BULLS

11/30 92-89 Bulls at Chicago  
3/10 109-101 Spurs in San Antonio

## ALL-TIME RESULTS

76-77:	CHI 3-1	97-98:	CHI 2-0
77-78:	Tied 2-2	98-99:	SA 1-0
78-79:	SA 3-0	99-00:	SA 2-0
79-80:	SA 2-0	00-01:	Tied 1-1
80-81:	SA 2-0	01-02:	SA 2-0
81-82:	Tied 1-1	02-03:	SA 2-0
82-83:	SA 2-0	03-04:	SA 2-0
83-84:	SA 2-0	04-05:	SA 2-0
84-85:	Tied 1-1	05-06:	Tied 1-1
85-86:	Tied 1-1	06-07:	Tied 1-1
86-87:	Tied 1-1	07-08:	SA 2-0
87-88:	Tied 1-1	08-09:	SA 2-0
88-89:	CHI 2-0	09-10:	CHI 2-0
89-90:	Tied 1-1	10-11:	Tied 1-1
90-91:	SA 2-0	11-12:	CHI 1-0
91-92:	Tied 1-1	12-13:	SA 2-0
92-93:	SA 2-0	13-14:	Tied 1-1
93-94:	Tied 1-1	14-15:	Tied 1-1
94-95:	Tied 1-1	15-16:	Tied 1-1
95-96:	CHI 2-0	<b>TOTALS:</b>	<b>SA 51-32</b>
96-97:	CHI 2-0		

## SPURS-BULLS SERIES NOTES

**OVERALL RECORD:** 51-32 **HOME:** 30-11 **ROAD:** 21-21 **OT:** 3-1  
**CURRENT STREAK:** Won 1 **HOME: W 2** **ROAD: L 2**  
**SPURS BIGGEST WIN:** 29 two times, latest 131-102 on 12/2/83 in San Antonio  
**SPURS BIGGEST LOSS:** 42, 111-69 on 3/5/97 at Chicago  
**SPURS LAST WIN AT HOME:** 109-101 on 3/10/16  
**SPURS LAST LOSS AT HOME:** 96-86 on 1/29/14  
**SPURS LAST WIN ON THE ROAD:** 104-96 on 3/11/14  
**SPURS LAST LOSS ON THE ROAD:** 92-89 on 11/30/15

## DID YOU KNOW?

The Spurs set their regular season single game attendance record when 37,492 fans packed the Alamodome to see the Spurs face Michael Jordan and the Bulls on 3/14/98 ... the Bulls won the game 96-86 ... San Antonio tied a franchise high with 20 blocked shots vs. Chicago on 11/26/99 ... six-time NBA All-Star Artis Gilmore averaged 19.3 points and 11.1 rebounds in 482 games with the Bulls (1976-82, 1987) and 16.1 points and 9.7 rebounds in 380 games with the Spurs (1982-87) ... Chicago associate head coach Jim Boylen was an assistant coach for the Spurs for two seasons from 2013-15 ... San Antonio center Pau Gasol spent two seasons with Chicago (2014-16) averaging 17.6 points, 11.4 rebounds, 3.4 assists in 150 games, earning All-Star honors in both his seasons with the Bulls.

## 2015-16 SEASON SERIES (1-1) SAN ANTONIO SPURS VS. CHICAGO

PLAYER	G-GS	MIN	FG-FGA	PCT	3FG-FGA	PCT	FT-FTA	PCT	OFF DEF TOT	AST	PF-DO	STL	TO	BLK	PTS	AVG	HI
LEONARD	2-2	79	19-36	.528	4-8	.500	12-14	.857	4 11 15	5	3-0	4	3	2	54	27.0	29
ALDRIDGE	2-2	66	20-37	.541	0-0	---	7-9	.778	2 20 22	1	3-0	2	3	2	47	23.5	26
PARKER	2-2	63	16-28	.571	0-2	.000	1-3	.333	0 5 5	21	2-0	1	2	0	33	16.5	20
DUNCAN	2-2	58	6-14	.429	0-0	---	1-3	.333	5 10 15	7	4-0	2	1	13	6.5	7	
GREEN	2-2	57	5-16	.313	1-7	.143	2-2	1.000	3 3 6	2	4-0	4	1	1	13	6.5	9
WEST	2-0	35	4-13	.308	0-0	---	2-2	1.000	5 4 9	2	6-0	0	1	2	10	5.0	8
MILLS	2-0	34	4-17	.235	1-7	.143	0-0	---	0 0 0	5	0-0	0	1	0	9	4.5	5
GINOBILI	2-0	37	3-10	.300	0-3	.000	2-2	1.000	0 2 2	4	2-0	3	2	0	8	4.0	4
DIAW	2-0	21	3-7	.429	1-3	.333	0-0	---	2 7 9	0	1-0	2	0	0	7	3.5	5
MILLER (TOT)	2-0	19	2-4	.500	0-1	.000	0-0	---	0 1 1	2	1-0	0	0	0	4	2.0	4
MILLER (SA)	1-0	3	0-0	---	0-0	---	0-0	---	0 0 0	0	0-0	0	0	0	0	0.0	0
ANDERSON	2-0	19	1-4	.250	1-1	1.000	0-0	---	0 4 4	2	2-0	2	0	0	3	1.5	3
MARTIN (TOT)	1-0	8	0-0	---	0-0	---	1-2	.500	0 0 0	0	0-0	1	0	0	1	1.0	1
MARTIN (SA)	1-0	8	0-0	---	0-0	---	1-2	.500	0 0 0	0	0-0	1	0	0	1	1.0	1
MARIJANOVIC	1-0	1	0-1	.000	0-0	---	0-0	---	0 0 0	0	0-0	0	0	0	0	0.0	0
SPURS	2	480	81-183	.443	8-31	.258	28-37	.757	21 66 87	49	29-0	19	17	8	198	99.0	109
BULLS	2	480	76-172	.442	17-38	.447	24-33	.727	23 78 101	48	39-0	9	32	11	193	96.5	101

## 2015-16 SEASON SERIES (1-1) CHICAGO BULLS VS. SAN ANTONIO

PLAYER	G-GS	MIN	FG-FGA	PCT	3FG-FGA	PCT	FT-FTA	PCT	OFF DEF TOT	AST	PF-DO	STL	TO	BLK	PTS	AVG	HI
GASOL	2-2	64	14-34	.412	1-1	1.000	10-12	.833	8 17 25	8	2-0	1	8	5	39	19.5	21
ROSE	2-2	70	14-38	.368	1-4	.250	3-4	.750	2 5 7	12	1-0	1	3	1	32	16.0	21
BUTLER	1-1	40	5-9	.556	0-2	.000	4-4	1.000	1 2 3	3	3-0	1	5	2	14	14.0	14
MOORE	2-1	53	11-18	.611	4-7	.571	0-3	.000	0 8 8	5	4-0	1	4	1	26	13.0	20
SNELL	1-1	23	4-5	.800	3-3	1.000	0-0	---	0 6 6	1	1-0	0	0	0	11	11.0	11
MCDERMOTT	2-0	52	6-16	.375	1-3	.333	3-3	1.000	0 5 5	2	3-0	0	0	0	16	8.0	12
MIROTIC	2-1	52	6-15	.400	4-10	.400	0-0	---	2 13 15	4	6-0	2	5	1	16	8.0	8
NOAH	1-0	23	4-6	.667	0-0	---	0-2	.000	4 7 11	7	5-0	0	0	0	8	8.0	8
DUNLEAVY	1-1	29	2-8	.250	1-5	.200	2-3	.667	0 6 6	3	3-0	0	1	0	7	7.0	7
GIBSON	2-1	41	5-12	.417	0-0	---	2-2	1.000	5 4 9	2	6-0	2	2	0	12	6.0	8
HOLIDAY (TOT)	3-0	36	7-12	.583	3-6	.500	0-0	---	1 3 4	1	3-0	1	3	1	17	5.7	12
HOLIDAY (CHI)	1-0	21	5-8	.625	2-3	.667	0-0	---	1 1 2	1	3-0	1	3	1	12	12.0	12
PORTIS	1-0	11	0-3	.000	0-0	---	0-0	---	0 4 4	0	2-0	0	0	0	0	0.0	0
BULLS	2	480	76-172	.442	17-38	.447	24-33	.727	23 78 101	48	39-0	9	32	11	193	96.5	101
SPURS	2	480	81-183	.443	8-31	.258	28-37	.757	21 66 87	49	29-0	19	17	8	198	99.0	109

# CLEVELAND CAVALIERS

One Center Court • Cleveland, OH 44115-4001  
(216) 420-2000 • www.cavs.com



Tyrronn Lue

Chairman ..... Dan Gilbert  
Vice Chairman ..... Jeff Cohen, Nate Forbes  
General Manager ..... David Griffin  
Senior Vice President, Basketball Operations/Assistant GM ..... Trent Redden  
Head Coach ..... Tyrronn Lue  
Associate Head Coach ..... Larry Drew  
Assistant Coaches ..... Jim Boylan, Mike Longabardi, James Posey, Damon Jones  
Head Athletic Trainer ..... Stephen Spiro  
Head Strength and Conditioning Coach ..... Derek Millender  
Communications ..... Tad Carper, B.J. Evans, Jeff Schaefer  
Home Court ..... Quicken Loans Arena (20,562, built in 1994)  
Radio ..... WTAM (1100 AM): John Michael, Jim Chones, Mike Snyder  
Spanis Radio ..... LA MEGA (87.7 FM): Rafael Hernández Brito  
Television ..... FOX Sports Ohio: Fred McLeod, Austin Carr, Allie Clifton



## 2016-17 SCHEDULE VS. CAVALIERS

1/21 Saturday 7:30 p.m. at Cleveland  
3/27 Monday 7:00 p.m. in San Antonio

## 2015-16 RESULTS VS. CAVALIERS

1/14 92-83 Spurs in San Antonio  
1/30 117-103 Cavaliers at Cleveland

### ALL-TIME RESULTS

76-77:	Tied 2-2	97-98:	SA 2-0
77-78:	SA 4-0	98-99:	CLE 1-0
78-79:	SA 4-0	99-00:	Tied 1-1
79-80:	CLE 4-2	00-01:	SA 2-0
80-81:	Tied 1-1	01-02:	Tied 1-1
81-82:	SA 2-0	02-03:	SA 2-0
82-83:	SA 2-0	03-04:	Tied 1-1
83-84:	Tied 1-1	04-05:	SA 2-0
84-85:	Tied 1-1	05-06:	Tied 1-1
85-86:	Tied 1-1	06-07:	CLE 2-0
86-87:	Tied 1-1	07-08:	Tied 1-1
87-88:	CLE 2-0	08-09:	CLE 2-0
88-89:	CLE 2-0	09-10:	Tied 1-1
89-90:	Tied 1-1	10-11:	SA 2-0
90-91:	SA 2-0	11-12:	SA 2-0
91-92:	Tied 1-1	12-13:	SA 2-0
92-93:	Tied 1-1	13-14:	SA 2-0
93-94:	SA 2-0	14-15:	Tied 1-1
94-95:	SA 2-0	15-16:	Tied 1-1
95-96:	SA 2-0	TOTALS:	SA 58-31
96-97:	SA 2-0		

## SPURS-CAVS SERIES NOTES

**OVERALL RECORD:** 58-31 **HOME:** 38-7 **ROAD:** 21-24 **OT:** 2-1  
**CURRENT STREAK:** Lost 1 **HOME W-1** **ROAD:** L 1  
**SPURS BIGGEST WIN:** 35, 125-90 on 04/03/12 at Cleveland  
**SPURS BIGGEST LOSS:** 37, 127-90 on 3/23/93 at Cleveland  
**SPURS LAST WIN AT HOME:** 92-83 on 1/14/16  
**SPURS LAST LOSS AT HOME:** 128-125 (OT) on 3/12/15  
**SPURS LAST WIN ON THE ROAD:** 92-90 on 11/19/14  
**SPURS LAST LOSS ON THE ROAD:** 117-103 on 1/30/16

## DID YOU KNOW?

The Spurs swept the Cavaliers 4-0 in the 2007 NBA Finals, claiming San Antonio its fourth championship. ... Tony Parker was named Finals MVP after averaging 24.5 points, 5.0 rebounds and 3.3 assists ... the Spurs set a franchise record for field goal percentage in a half vs. Cleveland on 12/11/04 shooting .839 (26-31) in the first half ... Spurs guard Danny Green was originally drafted by the Cavaliers in the second round (46th overall) in the 2009 NBA Draft. ... Green played 20 games with Cleveland ... Cavaliers guard Matthew Dellavedova and Spurs guard Patty Mills are both natives of Australia and members of the Australian Men's National Team ... Cleveland forward Richard Jefferson spent two and a half seasons with the Spurs (2009-12), averaging 10.8 points, 3.9 rebounds in 203 games ... Cleveland forward/guard Mike Dunleavy Jr. and Spur Pau Gasol were teammates in Chicago during the 2014-16 seasons.

## 2015-16 SEASON SERIES (1-1) SAN ANTONIO SPURS VS. CLEVELAND

PLAYER	G-GS	MIN	FG-FGA	PCT	3FG-FGA	PCT	FT-FTA	PCT	OFF	DEF	TOT	AST	PF-DO	STL	TO	BLK	PTS	AVG	HI
LEONARD	2-2	75	13-29	.448	5-11	.455	13-14	.929	3	13	16	7	3-0	1	6	2	44	22.0	24
PARKER	2-2	59	16-28	.571	0-2	.000	5-8	.625	0	8	8	8	2-0	3	4	1	37	18.5	24
ALDRIDGE	2-2	55	9-18	.500	0-0	---	3-4	.750	3	7	10	2	7-0	0	1	0	21	10.5	15
WEST	2-1	42	9-13	.692	0-0	---	3-3	1.000	4	4	8	2	3-0	0	0	0	21	10.5	13
DUNCAN	1-1	33	4-10	.400	0-1	.000	1-2	.500	2	4	6	3	3-0	1	1	2	9	9.0	9
GINOBILI	2-0	44	6-22	.273	2-8	.250	2-2	1.000	0	5	5	2	6-0	2	1	1	16	8.0	10
ANDERSON	2-0	24	5-9	.556	0-1	.000	2-2	1.000	1	4	5	4	0-0	1	0	1	12	6.0	10
GREEN	2-2	45	3-11	.273	2-7	.286	2-3	.667	3	2	5	1	1-0	0	1	0	10	5.0	5
MILLS	2-0	34	4-10	.400	2-5	.400	0-0	---	0	1	1	4	4-0	0	1	0	10	5.0	6
SIMMONS	2-0	27	5-6	.833	0-0	---	0-0	---	0	4	4	2	5-0	0	1	0	10	5.0	8
DIAW	2-0	26	4-7	.571	0-0	---	1-1	1.000	2	4	6	1	0-0	0	2	1	9	4.5	7
MARJANOVIC	1-0	10	0-1	.000	0-0	---	3-4	.750	1	2	3	1	1-0	0	0	0	3	3.0	3
BONNER	1-0	3	0-0	---	0-0	---	0-0	---	0	0	0	0	0-0	0	0	0	0	0.0	0
BUTLER	1-0	3	0-0	---	0-0	---	0-0	---	0	0	0	0	0-0	0	0	0	0	0.0	0
SPURS	2	480	78-164	.476	11-35	.314	35-43	.814	19	58	77	37	35-0	8	18	9	202	101.0	103
CAVALIERS	2	480	83-164	.506	19-49	.388	27-32	.844	19	67	86	39	44-0	8	28	6	212	106.0	117

## 2015-16 SEASON SERIES (1-1) CLEVELAND CAVALIERS VS. SAN ANTONIO

PLAYER	G-GS	MIN	FG-FGA	PCT	3FG-FGA	PCT	FT-FTA	PCT	OFF	DEF	TOT	AST	PF-DO	STL	TO	BLK	PTS	AVG	HI
JAMES	2-2	71	19-34	.559	1-5	.200	12-15	.800	3	9	12	12	6-0	2	6	2	51	25.5	29
IRVING	2-2	69	15-34	.441	2-7	.286	5-6	.833	1	2	3	10	3-0	3	4	0	37	18.5	21
LOVE	2-2	69	12-23	.522	5-10	.500	2-2	1.000	3	20	23	4	5-0	0	3	1	31	15.5	21
THOMPSON	2-2	70	10-15	.667	0-0	---	8-9	.889	6	15	21	2	4-0	1	3	1	28	14.0	18
SMITH	2-2	58	11-22	.500	5-11	.455	0-0	---	1	3	4	1	7-0	0	2	1	27	13.5	17
DELLAVEDOVA	2-0	44	8-18	.444	4-9	.444	0-0	---	2	5	7	6	6-0	0	4	0	20	10.0	15
SHUMPERT	2-0	46	4-6	.667	1-3	.333	0-0	---	0	6	6	3	3-0	2	2	0	9	4.5	7
MOZGOV	2-0	26	3-6	.500	0-0	---	0-0	---	2	3	5	0	8-0	0	2	0	6	3.0	6
JEFFERSON	2-0	24	1-5	.200	1-3	.333	0-0	---	1	4	5	1	2-0	0	0	1	3	1.5	3
CUNNINGHAM	2-0	3	0-1	.000	0-1	.000	0-0	---	0	0	0	0	0-0	0	0	0	0	0.0	0
CAVALIERS	2	480	83-164	.506	19-49	.388	27-32	.844	19	67	86	39	44-0	8	28	6	212	106.0	117
SPURS	2	480	78-164	.476	11-35	.314	35-43	.814	19	58	77	37	35-0	8	18	9	202	101.0	103

American Airlines Center • 2500 Victory Avenue • Dallas, TX 75219  
(214) 665-4660 • www.mavs.com



Owner ..... Mark Cuban  
 President of Basketball Operations/GM ..... Donn Nelson  
 Head Coach ..... Rick Carlisle  
 Assistant Coaches ..... Kaleb Canales, Melvin Hunt,  
 Jamahl Mosley, Darrell Armstrong, Larry Shyatt  
 Head Athletic Trainer ..... Casey Smith  
 VP of Basketball Communications ..... Sarah Melton  
 Home Court ..... American Airlines Center (19,200, built in 2001)  
 Radio ..... ESPN Radio (103.3 FM): Chuck Copperstein, Brad Davis  
 Spanish Radio ..... ESPN DEPORTES (1540 AM): Victor Villalba  
 Television ..... FOX Sports Southwest: Mark Followill, Derek Harper, Jeff Wade



Rick Carlisle

## 2016-17 SCHEDULE VS. MAVERICKS

11/21	Monday	7:30 p.m.	in San Antonio
11/30	Wednesday	7:30 p.m.	at Dallas
1/29	Sunday	6:00 p.m.	in San Antonio
4/7	Friday	7:30 p.m.	at Dallas

## 2015-16 RESULTS VS. MAVERICKS

11/25	88-83	Spurs in San Antonio
1/17	112-83	Spurs in San Antonio
2/5	116-90	Spurs at Dallas
4/13	96-91	Spurs at Dallas

## ALL-TIME RESULTS

80-81: SA 5-1	93-94: SA 5-0	06-07: DAL 3-1
81-82: SA 5-1	94-95: SA 3-2	07-08: SA 3-1
82-83: SA 4-2	95-96: Tied 2-2	08-09: Tied 2-2
83-84: DAL 4-2	96-97: SA 3-1	09-10: DAL 3-1
84-85: DAL 4-2	97-98: SA 4-0	10-11: SA 3-1
85-86: DAL 4-2	98-99: SA 3-1	11-12: Tied 2-2
86-87: DAL 4-2	99-00: Tied 2-2	12-13: SA 4-0
87-88: DAL 5-1	00-01: SA 3-1	13-14: SA 4-0
88-89: DAL 5-1	01-02: SA 3-1	14-15: Tied 2-2
89-90: DAL 3-2	02-03: Tied 2-2	15-16: SA 4-0
90-91: SA 4-1	03-04: DAL 3-1	<b>TOTALS: SA 102-66</b>
91-92: SA 5-0	04-05: SA 3-1	
92-93: SA 5-0	05-06: Tied 2-2	

## SPURS-MAVERICKS SERIES NOTES

**OVERALL RECORD:** 102-66 HOME: 58-26 ROAD: 44-40 OT: 3-4  
**CURRENT STREAK:** Won 5 HOME: W 11 ROAD: W 4  
**SPURS BIGGEST WIN:** 41, 140-99 on 11/1/91 in San Antonio  
**SPURS BIGGEST LOSS:** 44, 126-82 on 1/27/89 at Dallas  
**SPURS LAST WIN AT HOME:** 112-83 on 1/17/16  
**SPURS LAST LOSS AT HOME:** 103-94 on 11/26/10  
**SPURS LAST WIN ON THE ROAD:** 96-91 on 4/13/16  
**SPURS LAST LOSS ON THE ROAD:** 101-94 on 3/24/15

## DID YOU KNOW?

The Spurs franchise was originally located in Dallas ... the Chaparrals as they were called moved to the Alamo City in 1973 after being sold to a group of local investors ... the first game in Mavs history was a 103-92 win over the Spurs on 10/11/80 ... the Spurs set an NBA record by shooting 70.7% (53-75) from the field in a 132-120 win over the Mavericks on 4/16/83 ... Tim Duncan set a career-high with 53 points against the Mavericks on 12/26/01 ... in San Antonio's 133-126 double-overtime victory on 12/9/08, the Spurs set a franchise record by scoring 17 points in the second overtime period, the most points scored by the Silver and Black in an overtime period ... Dallas guard Wesley Matthews and San Antonio forward LaMarcus Aldridge were teammates for five seasons with the Portland Trail Blazers from 2010-15 ... Matthews was born in San Antonio ... Spurs center David Lee spent a portion of the 2015-16 season with the Dallas Mavericks averaging 8.5 points, 7 rebounds, and 1.2 assists per game in 25 contests ... Dallas center Andrew Bogut and forward Harrison Barnes were teammates with Lee during their time with the Golden State Warriors (2012-15).

## 2015-16 SEASON SERIES (4-0) SAN ANTONIO SPURS VS. DALLAS

PLAYER	G-GS	MIN	FG-FGA	PCT	3FG-FGA	PCT	FT-FTA	PCT	OFF DEF TOT	AST	PF-DQ	STL TO	BLK	PTS	AVG	HI			
LEONARD	3-3	24	23-43	.535	7-14	.500	11-13	.846	5	9	14	7	0-0	4	5	0	64	21.3	26
ALDRIDGE	3-3	89	22-43	.512	0-1	.000	11-12	.917	9	15	24	4	3-0	2	4	55	18.3	23	
SIMMONS	3-0	69	14-25	.560	3-7	.429	10-15	.667	1	9	10	6	8-0	4	3	1	41	13.7	19
MARJANOVIC	3-1	63	12-18	.667	0-0	---	12-13	.923	7	16	23	3	5-0	0	3	3	36	12.0	22
PARKER	3-3	86	11-23	.478	1-2	.500	4-4	1.000	0	15	15	17	3-0	2	5	0	27	9.0	16
MARTIN (TOT)	3-0	50	8-21	.381	0-8	.000	9-9	1.000	1	3	4	1	4-0	0	4	0	25	8.3	9
MARTIN (SA)	1-0	24	2-9	.222	0-5	.000	3-3	1.000	1	1	2	0	2-0	0	1	0	7	7.0	7
GINOBILI	2-0	47	5-20	.250	0-9	.000	6-10	.600	1	7	8	3	4-0	2	4	0	16	8.0	9
GREEN	4-4	107	12-36	.333	6-21	.286	0-2	.000	0	19	19	6	5-0	2	3	30	7.5	12	
ANDERSON	4-1	67	10-18	.556	1-2	.500	7-8	.875	1	13	14	7	8-0	3	2	3	20	7.0	15
MILLS	4-0	69	10-23	.435	4-12	.333	4-5	.800	0	8	8	1	9-0	2	5	0	28	7.0	16
WEST	3-1	35	8-14	.571	1-1	1.000	3-5	.600	1	7	8	5	7-0	2	3	1	20	6.7	8
BONNER	2-1	26	4-8	.500	3-5	.600	2-2	1.000	0	2	2	2	3-0	0	0	1	13	6.5	7
DIAW	4-0	65	10-20	.500	3-8	.375	2-2	1.000	5	8	13	15	10-0	1	6	0	25	6.3	16
MILLER (TOT)	2-1	34	4-8	.500	0-1	.000	3-3	1.000	1	5	6	7	2-0	0	3	0	11	5.5	8
MILLER (SA)	1-1	28	3-7	.429	0-1	.000	2-2	1.000	1	5	6	5	1-0	0	2	0	8	8.0	8
MCCALLUM	1-0	9	2-4	.500	1-1	1.000	0-0	---	1	1	2	2	1-0	0	0	0	5	5.0	5
DUNCAN	2-2	49	1-8	.125	0-0	---	2-2	1.000	1	13	14	5	4-0	0	2	3	4	2.0	2
BUTLER	3-0	31	2-6	.333	1-4	.250	0-0	---	0	5	5	0	2-0	1	1	0	21	7.0	5
SPURS	4	960	151-325	.465	31-93	.333	79-98	.806	34	153	187	88	75-0	27	50	16	412	103.0	116
MAVERICKS	4	960	127-314	.404	27-99	.273	66-85	.776	30	138	168	78	90-1	26	53	11	347	86.8	91

## 2015-16 SEASON SERIES (0-4) DALLAS MAVERICKS VS. SAN ANTONIO

PLAYER	G-GS	MIN	FG-FGA	PCT	3FG-FGA	PCT	FT-FTA	PCT	OFF DEF TOT	AST	PF-DQ	STL TO	BLK	PTS	AVG	HI			
NOWITZKI	4-4	117	16-43	.372	1-11	.091	13-15	.867	5	29	34	6	6-0	3	5	0	46	11.5	19
FELTON	4-1	111	18-36	.500	3-10	.300	3-3	1.000	1	8	9	14	7-0	4	7	0	42	10.5	22
MATTHEWS	4-4	126	17-44	.386	7-25	.280	1-2	.500	2	8	10	7	10-0	4	6	2	42	10.5	15
WILLIAMS	4-4	122	13-44	.295	2-13	.154	9-9	1.000	0	15	15	22	7-0	3	7	1	37	9.3	13
HARRIS	2-0	32	6-9	.667	3-5	.600	2-3	.667	1	3	4	2	7-1	0	2	0	17	8.5	11
VILLANUEVA	4-0	67	12-27	.444	4-13	.308	4-5	.800	1	16	17	4	7-0	1	7	0	32	8.0	13
MCGEE	3-0	39	10-17	.588	0-0	---	2-3	.667	7	13	20	0	5-0	0	4	3	22	7.3	9
ANDERSON	3-1	54	6-14	.429	3-7	.429	6-7	.857	1	9	10	5	5-0	1	1	1	21	7.0	13
POWELL	4-0	44	7-14	.500	2-5	.400	11-13	.846	2	7	9	1	4-0	2	3	1	27	6.8	15
BAREA	3-0	46	6-19	.316	1-7	.143	4-6	.667	0	0	0	8	7-0	1	0	0	17	5.7	7
PARSONS	2-2	55	5-16	.313	1-2	.500	0-0	---	0	5	5	2	2-0	4	5	1	11	5.5	6
PACHULIA	4-4	90	6-19	.316	0-0	---	9-12	.750	7	14	21	5	15-0	1	6	0	21	5.3	8
EVANS	2-0	16	3-4	.750	0-0	.000	1-2	.500	2	2	4	0	3-0	1	0	2	7	3.5	5
LEE (TOT)	2-1	28	2-9	.222	0-0	---	0-0	---	3	9	12	1	1-0	0	2	0	4	2.0	3
LEE (DAL)	1-0	7	1-2	.500	0-0	---	0-0	---	0	4	4	0	0-0	0	0	0	2	2.0	2
MEJRI	2-0	25	1-4	.250	0-0	---	1-4	.250	1	3	4	1	5-0	1	0	0	3	1.5	3
JENKINS	1-0	9	0-2	.000	0-0	---	0-1	.000	0	2	2	1	0-0	0	0	0	0	0.0	0
MAVERICKS	4	960	127-314	.404	27-99	.273	66-85	.776	30	138	168	78	90-1	26	53	11	347	86.8	91
SPURS	4	960	151-325	.465	31-93	.333	79-98	.806	34	153	187	88	75-0	27	50	16	412	103.0	116

# DENVER NUGGETS

1000 Chopper Place • Denver, CO 80204  
(303) 405-1100 • www.nuggets.com



Michael Malone

Owner . . . . . E. Stanley Kroenke  
President & Governor . . . . . Josh Kroenke  
General Manager & Executive V.P. of Basketball Operations . . . . . Tim Connelly  
Assistant General Manager . . . . . Arturas Karnisovas  
Head Coach . . . . . Michael Malone  
Assistant Coaches . . . . . Wes Unseld Jr, Micah Nori, Jordi Fernandez  
Head Athletic Trainer . . . . . Ryan Bowen, Chris Finch  
Dir. Performance/Assistant Coach/Strength and Conditioning . . . . . Steve Hess  
Media Relations Director . . . . . Tim Gelt  
Home Court . . . . . Pepsi Center (19,718, built in 1999)  
Radio . . . . . Altitude Radio Network; Jason Kosmicki  
Television . . . . . Altitude Sports & Entertainment;  
Chris Marlowe, Scott Hastings, Ally Sturm



## 2016-17 SCHEDULE VS. NUGGETS

1/5	Thursday	9:30 p.m.	at Denver
1/19	Thursday	7:30 p.m.	in San Antonio
2/4	Saturday	8:00 p.m.	in San Antonio

## 2015-16 RESULTS VS. NUGGETS

11/18	109-98 Spurs in San Antonio
11/27	91-80 Spurs at Denver
12/26	101-86 Spurs in San Antonio
4/8	102-98 Nuggets at Denver

## ALL-TIME RESULTS

76-77: SA 2-1	90-91: SA 4-1	04-05: Tied 2-2
77-78: DEN 2-1	91-92: SA 4-1	05-06: Tied 2-2
78-79: DEN 3-1	92-93: SA 4-1	06-07: SA 2-1
79-80: Tied 1-1	93-94: SA 4-2	07-08: Tied 2-2
80-81: SA 4-2	94-95: SA 4-1	08-09: DEN 2-1
81-82: SA 4-2	95-96: SA 4-0	09-10: Tied 2-2
82-83: SA 4-2	96-97: Tied 2-2	10-11: SA 3-1
83-84: Tied 3-3	97-98: SA 4-0	11-12: SA 2-1
84-85: Tied 3-3	98-99: SA 4-0	12-13: Tied 2-2
85-86: Tied 3-3	99-00: SA 3-1	13-14: SA 3-0
86-87: DEN 5-1	00-01: Tied 2-2	14-15: SA 4-0
87-88: DEN 5-1	01-02: SA 4-0	15-16: SA 3-1
88-89: Tied 3-3	02-03: SA 3-1	<b>TOTALS: SA 111-65</b>
89-90: SA 3-1	03-04: SA 3-1	

## SPURS-NUGGETS SERIES NOTES

**OVERALL RECORD:** 111-65 HOME: 69-19 ROAD: 42-46 OT: 3-2  
**CURRENT STREAK:** Lost 1 HOME: W 7 ROAD: L 1  
**SPURS BIGGEST WIN:** 35 two times, latest 109-74 on 12/21/01 in San Antonio  
**SPURS BIGGEST LOSS:** 30, 134-104 on 10/31/86 at Denver  
**SPURS LAST WIN AT HOME:** 101-86 on 12/26/15  
**SPURS LAST LOSS AT HOME:** 99-94 on 3/04/12  
**SPURS LAST WIN ON THE ROAD:** 91-80 on 11/27/15  
**SPURS LAST LOSS ON THE ROAD:** 102-98 on 4/8/16

## DID YOU KNOW?

Spurs assistant coach Chip Engelland spent two seasons (2003-05) with the Nuggets, serving as an assistant coach/player development ... San Antonio held the Nuggets to an NBA record-low 3 points in the first quarter on 11/27/02 ... Tim Duncan holds two Pepsi Center opponent records: Duncan had 8 steals on 2/9/00 and blocked 8 shots on 10/29/03 ... Spurs Hall of Famer George Gervin scored 53 points vs. Denver on 1/8/80, the most ever by a Spurs player in the HemisFair Arena ... Denver guard Will Barton and San Antonio forward LaMarcus Aldridge were teammates with the Portland Trail Blazers for three seasons from 2012-15.

## 2015-16 SEASON SERIES (3-1) SAN ANTONIO SPURS VS. DENVER

PLAYER	G-GS	MIN	FG-FGA	PCT	3FG-3FGA	PCT	FT-FTA	PCT	OFF	DEF	TOT	AST	PF-DO	STL	TOT	BLK	PTS	AVG	HI
LEONARD	3-3	101	26-47	.553	7-10	.700	6-6	1.000	4	16	20	14	4-0	8	4	6	65	21.7	25
PARKER	3-3	83	21-33	.636	2-3	.667	7-10	.700	0	7	7	18	3-0	2	5	1	51	17.0	25
DUNCAN	2-2	62	14-23	.609	0-0	---	5-8	.625	7	11	18	8	4-0	1	4	7	33	16.5	21
MARTIN (TOT)5-2	127	21-57	.368	6-18	.333	16-17	.941	2	13	15	8	7-0	2	4	0	64	12.8	22	
MARTIN (SA)1-0	26	5-11	.455	2-4	.500	5-5	1.000	1	5	6	0	1-0	1	2	0	17	17.0	17	
ALDRIDGE	3-3	80	14-39	.359	0-1	.000	3-4	.750	6	19	25	2	4-0	0	2	6	31	10.3	12
MILLS	4-0	92	16-42	.381	7-19	.368	2-2	1.000	1	11	14	14	4-0	5	2	41	10.3	17	
WEST	4-2	94	15-29	.517	0-1	.000	8-9	.889	2	18	20	11	5-0	4	4	9	28	9.5	17
SIMMONS	3-1	77	9-17	.529	1-5	.200	8-8	1.000	1	6	7	3	7-0	4	8	0	37	9.0	15
GREEN	3-3	87	8-21	.381	5-12	.417	4-4	1.000	1	10	11	5	2-0	2	4	2	25	8.3	9
DIAW	3-0	67	10-20	.500	2-3	.667	2-3	.667	2	8	10	3	7-0	2	4	0	24	8.0	16
MARJANOVIC-1	35	4-8	.500	0-0	---	13-14	.929	5	10	15	3	5-0	1	2	5	21	7.0	10	
MILLER (TOT)2-1	36	5-14	.357	0-0	---	0-2	.000	1	3	4	6	3-0	3	2	0	10	5.0	8	
MILLER (SA) 1-1	28	4-11	.364	0-0	---	0-0	---	1	3	4	5	1-0	3	2	0	8	8.0	8	
ANDERSON	4-1	86	5-19	.263	0-1	.000	3-6	.500	2	11	13	6	4-0	0	3	0	13	3.3	5
BUTLER	2-0	18	1-2	.500	0-0	---	0-0	---	0	3	3	3	0-0	0	0	2	3	1.5	3
BONNER	3-0	17	1-3	.333	0-2	.000	0-0	---	0	4	4	0	1-0	1	0	0	2	0.7	2
MCCALLUM	2-0	7	0-2	.000	0-1	.000	0-0	---	0	1	1	0-0	0	0	0	0	0.0	0	0
SPURS	4	960	153-327	.468	27-64	.422	66-79	.835	33	145	178	96	52-0	33	52	40	399	99.8	109
NUGGETS	4	960	147-347	.424	23-75	.307	49-56	.875	41	129	170	88	75-0	30	50	17	366	91.5	102

## 2015-16 SEASON SERIES (1-3) DENVER NUGGETS VS. SAN ANTONIO

PLAYER	G-GS	MIN	FG-FGA	PCT	3FG-3FGA	PCT	FT-FTA	PCT	OFF	DEF	TOT	AST	PF-DO	STL	TOT	BLK	PTS	AVG	HI
NURKIC	1-1	35	10-18	.556	0-0	---	1-2	.500	2	7	9	1	4-0	2	2	2	21	21.0	21
JOKIC	4-2	103	24-45	.533	2-5	.400	9-10	.900	15	21	36	9	12-0	4	6	5	59	14.8	23
GALLINARI	2-2	66	7-24	.292	3-6	.500	8-8	1.000	4	14	18	5	2-0	0	0	1	25	12.5	16
BARTON	4-0	112	21-46	.457	3-13	.231	3-6	.500	5	15	20	12	6-0	6	6	1	48	12.0	16
FARIED	2-2	52	11-19	.579	0-0	---	1-1	1.000	0	9	9	3	4-0	1	1	1	23	11.5	15
MUDDIA	3-3	92	13-41	.317	3-7	.429	5-5	1.000	2	10	12	15	6-0	1	7	1	34	11.3	20
SAMPSON (TOT)3-0	52	11-18	.611	2-4	.500	6-9	.667	2	5	7	6	2-0	2	2	0	10	6.0	8	
SAMPSON (DEN)1-1	25	6-8	.750	1-2	.500	3-4	.750	1	3	4	0	1-0	2	0	1	0	16	16.0	16
HARRIS	4-4	115	14-30	.467	2-11	.182	6-6	1.000	1	7	8	12	5-0	4	5	0	36	9.0	15
LAUVERGNE	2-1	36	6-15	.400	1-2	.500	4-4	1.000	2	9	11	4	4-0	0	4	1	17	8.5	9
NELSON	3-1	64	10-25	.400	3-11	.273	0-0	---	0	8	8	9	8-0	0	4	0	23	7.7	12
HICKSON	2-1	33	5-16	.313	0-0	---	5-6	.833	4	4	8	1	4-0	1	0	2	15	7.5	9
AUGUSTIN (TOT)2-0	27	4-10	.400	0-2	.000	0-0	---	4-4	1.000	0	0	2	2-0	3	2	1	12	6.0	8
AUGUSTIN (DEN)1-0	14	2-5	.400	0-1	.000	0-0	---	0	0	0	0	2	1-0	0	1	0	4	4.0	4
ARTHUR	3-1	64	8-21	.381	1-2	.500	0-0	---	4	7	11	1	8-0	1	2	0	17	5.7	9
FOYE	3-0	65	6-18	.333	1-6	.167	2-2	1.000	0	2	2	9	2-0	3	6	0	15	5.0	9
TOUNPANE	1-0	9	1-4	.250	1-1	1.000	2-2	1.000	0	1	1	0	1-0	0	0	1	5	5.0	5
MILLER	3-0	46	2-6	.333	2-6	.333	0-0	---	0	8	8	3	6-0	2	3	0	6	2.0	3
PAPANIKOLAOU3-1	30	1-6	.167	0-0	---	0-0	---	1	4	5	2	1-0	3	3	1	2	0.7	2	
NUGGETS	4	960	147-347	.424	23-75	.307	49-56	.875	41	129	170	88	75-0	30	50	17	366	91.5	102
SPURS	4	960	153-327	.468	27-64	.422	66-79	.835	33	145	178	96	52-0	33	52	40	399	99.8	109

6 Championship Drive • Auburn Hills, MI 48326  
(248) 377-0100 • www.pistons.com



Principal Owner ..... Tom Gores  
Vice Chairman ..... Arn Tellem  
President & CEO, Palace Sports & Entertainment/Pistons ..... Dennis Mannion  
President of Basketball Operations/Head Coach ..... Stan Van Gundy  
General Manager ..... Jeff Bower  
Assistant General Manager ..... Jeff Nix  
Assistant Coaches ..... Malik Allen, Tim Hardaway, Charles Klask, Aaron Gray  
Director of Player Development/Assistant Coach ..... Otis Smith  
Shooting Coach ..... Dave Hopla  
Director of Sports Medicine/Head Athletic Trainer ..... Jon Hishop  
Head Strength & Conditioning Coach ..... Jordan Sabourin  
Vice President, Public Relations ..... Kevin Grigg  
Home Court ..... The Palace of Auburn Hills (21,165, built in 1988)  
Radio ..... WGMC 105.1 FM: George Blaha, Mark Chapman, Rick Mahorn  
Television ..... FS Detroit: George Blaha, Greg Kesler



Stan Van Gundy

## 2016-17 SCHEDULE VS. PISTONS

11/11 Friday 7:30 p.m. in San Antonio  
2/10 Friday 6:30 p.m. at Detroit

## 2015-16 RESULTS VS. PISTONS

1/12 109-99 Spurs at Detroit  
3/2 97-81 Spurs in San Antonio

## ALL-TIME RESULTS

76-77:	SA 2-1	97-98:	Tied 1-1
77-78:	SA 2-1	98-99:	SA 1-0
78-79:	SA 3-1	99-00:	Tied 1-1
79-80:	SA 4-2	00-01:	SA 2-0
80-81:	SA 2-0	01-02:	SA 2-0
81-82:	SA 2-0	02-03:	SA 2-0
82-83:	Tied 1-1	03-04:	Tied 1-1
83-84:	Tied 1-1	04-05:	Tied 1-1
84-85:	Tied 1-1	05-06:	DET 2-0
85-86:	Tied 1-1	06-07:	SA 2-0
86-87:	Tied 1-1	07-08:	DET 2-0
87-88:	Tied 1-1	08-09:	Tied 1-1
88-89:	DET 2-0	09-10:	Tied 1-1
89-90:	Tied 1-1	10-11:	SA 2-0
90-91:	SA 2-0	11-12:	SA 1-0
91-92:	Tied 1-1	12-13:	Tied 1-1
92-93:	SA 2-0	13-14:	Tied 1-1
93-94:	Tied 1-1	14-15:	Tied 1-1
94-95:	SA 2-0	15-16:	SA 2-0
95-96:	DET 2-0	<b>TOTALS:</b>	SA 53-33
96-97:	DET 2-0		

## SPURS-PISTONS SERIES NOTES

**OVERALL RECORD:** 53-33 **HOME:** 30-13 **ROAD:** 23-20 **OT:** 1-2  
**CURRENT STREAK:** Won 3 **HOME:** W 1 **ROAD:** W 2  
**SPURS BIGGEST WIN:** 39, 114-75 on 03/03/13 at San Antonio  
**SPURS BIGGEST LOSS:** 32, 143-111 on 11/27/87 at Detroit  
**SPURS LAST WIN AT HOME:** 97-81 on 3/2/16  
**SPURS LAST LOSS AT HOME:** 105-104 on 1/6/15  
**SPURS LAST WIN ON THE ROAD:** 109-99 on 1/12/16  
**SPURS LAST LOSS ON THE ROAD:** 109-100 on 2/10/14

## DID YOU KNOW?

San Antonio captured its third NBA Championship with a win over Detroit in 2005 in a thrilling seven-game series ... David Robinson became just the fourth player in NBA history to record a quadruple-double on 2/17/94 vs. Detroit when he scored 34 points, grabbed 10 rebounds, blocked 10 shots and handed out 10 assists ... The Spurs held the Pistons to 64 points on .259 (21-81) shooting on 2/21/99, a Spurs forward-center for lowest field goal percentage by an opponent ... Detroit forward-center Aron Baynes spent three seasons with the Spurs, averaging 4.8 points and 3.6 rebounds in 139 games ... Baynes and Spurs guard Patty Mills are natives of Australia and members of the Australia National Team ... Pistons center Boban Marjanovic appeared in 54 contests for San Antonio last season, averaging 5.5 points, and 3.6 rebounds in 9.4 minutes per game.

## 2015-16 SEASON SERIES (2-0) SAN ANTONIO SPURS VS. DETROIT

PLAYER	G-GS	MIN	FG-FGA	PCT	3FG-FGA	PCT	FT-FTA	PCT	OFF DEF TOT	AST	PF-DO	STL	TO	BLK	PTS	AVG	HI
ALDRIDGE	2-2	71	20-35	.571	1-0	---	5-5	1.000	5 18 23	4	6-0	1	5	0	45	22.5	23
PARKER	2-2	59	17-26	.654	1-3	.333	6-7	.857	1 6 7	7	5-0	1	6	0	41	20.5	31
LEONARD	2-2	70	14-29	.483	1-8	.125	5-7	.714	1 10 11	6	6-0	3	3	1	34	17.0	27
GIMBILI	1-0	27	5-12	.417	2-5	.400	3-4	.750	0 5 5	2	3-0	1	1	1	15	15.0	15
DUNCAN	2-2	50	11-17	.647	0-0	---	4-6	.667	5 12 17	4	4-0	5	3	2	26	13.0	14
DIAW	2-0	40	6-12	.500	1-2	.500	4-4	1.000	1 3 4	3	3-0	0	3	0	17	8.5	12
MILLS	2-0	34	4-15	.267	1-3	.333	0-0	---	0 5 5	8	2-0	2	0	0	9	4.5	7
WEST	1-0	16	2-7	.286	0-0	---	0-0	---	0 2 2	0	0-0	1	1	1	4	4.0	4
ANDERSON	2-0	21	2-6	.333	0-0	---	3-3	1.000	0 6 6	0	2-0	1	0	2	7	3.5	7
GREEN	2-2	59	2-6	.333	2-5	.400	0-0	---	1 5 6	8	2-0	2	2	6	3.0	6	
SIMMONS	2-0	15	1-3	.333	0-1	.000	0-0	---	0 0 0	0	2-0	0	1	1	2	1.0	2
BUTLER	1-0	5	0-1	.000	0-1	.000	0-0	---	0 0 0	0	0-0	1	0	0	0	0.0	0
MARJANOVIC	2-0	5	0-0	---	0-0	---	0-0	---	1 1 2	1	0-0	0	0	1	0	0.0	0
MILLER (TOT)	1-0	8	0-0	---	0-0	---	0-0	---	1 1 2	2	2-0	0	0	0	0	0.0	0
MILLER (SA)	1-0	8	0-0	---	0-0	---	0-0	---	1 1 2	2	2-0	0	0	0	0	0.0	0
SPURS	2	480	84-169	.497	8-28	.286	30-36	.833	16 74 90	45	40-0	17	25	11	206	103.0	109
PISTONS	2	480	69-169	.408	12-42	.286	30-49	.612	18 65 83	41	37-0	11	28	3	180	90.0	99

## 2015-16 SEASON SERIES (0-2) DETROIT PISTONS VS. SAN ANTONIO

PLAYER	G-GS	MIN	FG-FGA	PCT	3FG-FGA	PCT	FT-FTA	PCT	OFF DEF TOT	AST	PF-DO	STL	TO	BLK	PTS	AVG	HI
CALDWELL-POPE	2-2	80	10-24	.417	4-10	.400	5-7	.714	1 4 5	5	6-0	4	2	0	29	14.5	25
BAYNES	2-0	43	11-21	.524	0-0	---	5-6	.833	8 7 15	1	7-0	2	1	27	13.5	15	
HARRIS (TOT)	2-2	63	12-25	.480	0-5	.000	1-2	.500	2 8 10	4	3-0	0	4	0	27	13.5	16
HARRIS (DET)	1-1	38	7-16	.438	1-2	.500	1-2	.500	1 5 6	4	1-0	0	1	0	16	16.0	16
DRUMMOND	2-2	55	12-19	.632	0-0	---	2-14	.143	8 16 24	1	8-0	3	4	2	26	13.0	17
JACKSON	2-2	61	7-26	.269	0-5	.000	7-7	1.000	0 4 4	14	0-0	2	9	0	21	10.5	11
MORRIS	2-2	61	7-21	.333	2-8	.250	4-4	1.000	0 9 9	5	5-0	1	2	0	20	10.0	16
JENNINGS	1-0	18	4-9	.444	0-2	.000	1-1	1.000	0 0 0	4	1-0	0	1	0	9	9.0	9
TOLLIVER	1-0	22	3-6	.500	0-5	.000	1-3	.333	0 4 4	1	0-0	0	0	0	9	9.0	9
BULLOCK	1-0	21	2-2	1.000	1-1	1.000	2-3	.667	0 5 5	0	1-0	0	0	0	7	7.0	7
ILYASOVA	1-1	26	3-9	.333	0-3	.000	0-0	---	0 6 6	0	2-0	1	3	0	6	6.0	6
BLAKE	1-0	17	1-4	.250	1-2	.500	0-0	---	0 1 1	4	1-0	0	2	0	3	3.0	3
HILLIARD	1-0	12	1-4	.250	1-3	.333	0-0	---	0 1 1	4	1-0	0	0	0	3	3.0	3
ANTHONY	1-0	1	1-1	1.000	0-0	---	0-0	---	0 0 0	0	1-0	0	0	0	2	2.0	2
JOHNSON	1-0	24	0-7	.000	0-1	.000	2-2	1.000	0 0 0	3	1	4	0	1	0	2.0	2
PISTONS	2	480	69-169	.408	12-42	.286	30-49	.612	18 65 83	41	37-0	11	28	3	180	90.0	99
SPURS	2	480	84-169	.497	8-28	.286	30-36	.833	16 74 90	45	40-0	17	25	11	206	103.0	109

# GOLDEN STATE WARRIORS



Steve Kerr

1011 Broadway • Oakland, CA 94607  
(510) 986-2200 • www.warriors.com

Co-Executive Chairman, CEO & Governor ..... Joe Lacob  
Co-Executive Chairman ..... Peter Guber  
President & Chief Operating Officer ..... Rick Welts  
President, Basketball Operations/General Manager ..... Bob Myers  
Head Coach ..... Steve Kerr  
Assistant Coaches ..... Ron Adams, Mike Brown, Jarron Collins  
Assistant Coach/Player Development ..... Chris DeMarco, Bruce Fraser, Willie Green  
Head Athletic Trainer ..... Drew Yoder  
Vice President, Public Relations ..... Raymond Ridder  
Home Court ..... Oracle Arena (19,596, built in 1997)  
Radio ..... KGMZ-FM (95.7 The Game): Tim Royle  
Television ..... CSN Bay Area: Bob Fitzgerald, Jim Barnett,  
..... Rosalyn Gold-Onwude



## 2016-17 SCHEDULE VS. WARRIORS

10/25 Tuesday 9:30 p.m. at Golden State  
3/11 Saturday 7:30 p.m. in San Antonio  
3/29 Wednesday 8:30 p.m. in San Antonio

## 2015-16 RESULTS VS. WARRIORS

1/25 120-90 Warriors at Golden State  
3/19 87-79 Spurs in San Antonio  
4/7 112-101 Warriors at Golden State  
4/10 92-86 Warriors in San Antonio

## ALL-TIME RESULTS

76-77: Tied 2-2  
77-78: GS 3-1  
78-79: SA 3-1  
79-80: SA 2-0  
80-81: SA 4-1  
81-82: GS 3-2  
82-83: SA 4-1  
83-84: GS 3-2  
84-85: SA 4-1  
85-86: SA 3-2  
86-87: GS 4-1  
87-88: GS 3-2  
88-89: GS 3-1  
89-90: SA 3-1  
90-91: Tied 2-2  
91-92: Tied 2-2  
92-93: GS 3-1  
93-94: Tied 2-2  
94-95: SA 3-1  
95-96: SA 3-1  
96-97: GS 4-0

97-98: SA 3-1  
98-99: SA 3-0  
99-00: SA 4-0  
00-01: SA 4-0  
01-02: SA 4-0  
02-03: GS 3-1  
03-04: Tied 2-2  
04-05: SA 3-0  
05-06: SA 4-0  
06-07: GS 3-1  
07-08: GS 2-1  
08-09 SA 4-0  
09-10: SA 3-0  
10-11: SA 4-0  
11-12: SA 3-0  
12-13: Tied 2-2  
13-14: SA 4-0  
14-15: SA 2-1  
15-16: GS 3-1

**TOTALS: SA 104-56**

## SPURS-WARRIORS SERIES NOTES

**OVERALL RECORD:** 104-56 HOME: 61-18 ROAD: 43-38 OT: 8-4  
**CURRENT STREAK:** Lost 2 HOME: L 1 ROAD: L 3  
**SPURS BIGGEST WIN:** 45, 133-94 on 1/8/85 in San Antonio  
**SPURS BIGGEST LOSS:** 37, 133-96 on 2/15/89 at Oakland  
**SPURS LAST WIN AT HOME:** 87-79 on 3/19/16  
**SPURS LAST LOSS AT HOME:** 112-101 on 4/7/16  
**SPURS LAST WIN ON THE ROAD:** 113-100 on 11/11/14  
**SPURS LAST LOSS ON THE ROAD:** 112-101 on 4/7/16

## DID YOU KNOW?

San Antonio won 33 consecutive home games against the Warriors from the start of the 1997-98 season up until 4/10/16 when they dropped a 92-86 decision to Golden State for their only home loss on the 2015-16 season ... during that stretch the Spurs posted 57-13 against the Warriors ... San Antonio head coach Greg Popovich served as an assistant for the Warriors under Don Nelson's staff from 1992-93 through the 1994-95 season ... Warriors head coach Steve Kerr had two playing stints with the Silver and Black ... Kerr appeared in 131 games averaging 3.5 points from 1998-2001 and saw action in 75 games during the 2002-03 season helping lead the Spurs to their second NBA Championship ... Warriors assistant coach Ron Adams was an assistant with the Spurs from 1992-94 ... the Spurs own or have tied three separate opponent records against Golden State ... Terry Cummings had 16 offensive rebounds on 2/28/80 ... Johnny Moore tallied 9 steals in a game in San Antonio on 1/8/85 to tie the record ... George Johnson blocked 13 shots in one game on 2/24/81 ... Spurs center David Lee spent five seasons with the Golden State Warriors, winning the 2015 NBA Championship.

## 2015-16 SEASON SERIES (3-1) SAN ANTONIO SPURS VS. GOLDEN STATE WARRIORS

PLAYER	G-GS	MIN	FG-FGA	PCT	3FG-FGA	PCT	FT-FTA	PCT	OFF	DEF	TOT	AST	PF-DQ	STL	TO	BLK	PTS	AVG	HI
LEONARD	4-4	137	24-54	.444	4-10	.400	25-30	.833	13	22	35	13	8-0	5	9	5	77	19.3	23
ALDRIDGE	4-4	125	29-68	.426	0-1	.000	8-9	.889	10	19	29	4	5-0	3	8	3	66	16.5	26
MILLER (TOT)1-0	22	5-8	.625	0-0	---	1-2	.500	2	1	3	4	4-0	0	2	0	11	11.0	11	
DIAW	2-1	53	7-9	.778	0-1	.000	5-5	1.000	1	7	8	3	2-0	1	4	1	19	9.5	14
MARTIN (TOT)4-0	66	11-23	.478	3-5	.600	9-9	1.000	1	10	2-0	1	3	0	34	8.5	15			
MARJANOVIC2-0	19	6-10	.600	0-0	---	4-7	.571	5	3	8	0	2-0	1	0	16	8.0	12		
GINOBILI	4-0	77	9-24	.375	4-11	.364	9-14	.643	1	8	9	8	6-0	5	9	2	31	7.8	9
WEST	4-2	79	12-22	.545	0-0	---	3-5	.600	4	12	16	12	4-0	2	0	27	6.8	12	
PARKER	4-4	104	10-31	.323	3-5	.600	2-4	.500	0	8	8	16	13-0	2	8	25	6.3	10	
BUTLER	1-0	13	2-3	.667	1-1	1.000	1-1	1.000	0	2	2	1	0-0	0	0	1	6	6.0	6
GREEN	4-4	108	9-28	.321	5-19	.263	1-2	.500	4	11	15	8	6-0	8	6	5	24	6.0	10
SIMMONS	1-0	25	3-7	.429	0-1	.000	0-0	---	0	3	3	1	4-0	2	4	6	6.0	6	
MILLS	4-0	76	7-26	.269	4-15	.267	2-2	1.000	2	1	3	8	8-0	2	4	0	20	5.0	7
ANDERSON	4-0	64	8-19	.421	0-0	---	3-5	.600	2	25	27	7	7-0	2	2	0	19	4.8	8
DUNCAN	2-1	27	2-7	.286	0-0	---	1-2	.500	3	2	5	1	1-0	0	4	0	5	2.5	4
BONNER	1-0	5	1-1	1.000	0-0	---	0-0	---	0	0	0	0	2-0	1	0	2	2.0	2	
MCCALLUM	1-0	49	1-3	.333	0-0	---	0-0	---	1	0	1	1	1-0	0	2	0	14	2.0	2
SPURS	4	960	136-322	.422	23-68	.338	69-91	.758	46	130	176	87	69-0	35	68	17	364	9.1	101
WARRIORS	4	960	154-327	.471	42-114	.368	53-64	.828	31	140	171	107	86-1	42	61	14	403	10.8	120

## 2015-16 SEASON SERIES (3-1) GOLDEN STATE WARRIORS VS. SAN ANTONIO

PLAYER	G-GS	MIN	FG-FGA	PCT	3FG-FGA	PCT	FT-FTA	PCT	OFF	DEF	TOT	AST	PF-DQ	STL	TO	BLK	PTS	AVG	HI
CURRY	4-4	138	40-79	.506	14-37	.378	21-21	1.000	3	15	18	23	6-0	11	10	0	115	28.8	37
K.THOMPSON	4-4	134	22-57	.386	5-19	.263	5-5	1.000	5	23	28	8	11-0	4	7	2	54	13.5	15
GREEN	4-4	133	19-35	.543	4-11	.364	9-11	.818	5	23	28	25	11-0	5	12	3	51	12.8	18
BARNES	4-4	117	16-39	.410	6-19	.316	4-6	.667	1	13	14	8	15-1	2	7	0	42	10.5	21
RUSH	4-1	62	11-18	.611	7-11	.636	0-0	---	1	9	10	3	3-0	2	2	0	29	7.3	13
SPEIGHTS	4-0	48	10-25	.400	2-4	.500	6-7	.857	3	11	14	3	7-0	1	2	3	28	7.0	12
LIVINGSTON	4-0	80	12-19	.632	0-0	---	1-1	1.000	1	9	10	14	8-0	7	5	2	25	6.3	13
BARBOSA	3-0	49	4-14	.286	3-7	.429	3-4	.750	0	2	2	2	1-0	1	4	0	14	4.7	9
BOGUT	3-3	62	7-8	.875	0-0	---	0-0	---	4	14	18	6	10-0	2	2	3	14	4.7	6
IGUODALA	3-0	72	5-13	.385	1-3	.333	1-4	.250	2	12	14	9	1-0	4	3	1	12	4.0	5
MCADOO	1-0	9	2-2	1.000	0-0	---	0-0	---	1	0	1	1	3-0	0	0	0	4	4.0	4
J.THOMPSON	1-0	7	1-2	.500	0-0	---	2-2	1.000	0	2	2	1	1-0	1	1	0	4	4.0	4
EZEL	3-0	24	4-11	.364	0-0	---	1-3	.333	5	9	14	2	1-0	1	2	0	9	3.0	4
CLARK	4-0	19	1-4	.250	0-3	.000	0-0	---	2	2	2	1	1-0	1	2	0	2	0.5	2
VAREJAO (TOT)1-0	6	0-1	.000	0-0	---	0-0	---	0	1	1	1	1	1-0	0	0	0	0	0.0	0
VAREJAO (GS)1-0	6	0-1	.000	0-0	---	0-0	---	0	1	1	1	1	1-0	0	0	0	0	0.0	0
WARRIORS	4	960	154-327	.471	42-114	.368	53-64	.828	31	140	171	107	86-1	42	61	14	403	10.8	120
SPURS	4	960	136-322	.422	23-68	.338	69-91	.758	46	130	176	87	69-0	35	68	17	364	9.1	101

Toyota Center • 1510 Polk Street • Houston, TX 77002  
(713) 758-7200 • www.rockets.com



Owner ..... Leslie Alexander  
Chief Executive Officer ..... Tad Brown  
General Manager ..... Daryl Morey  
Head Coach ..... Mike D'Antoni  
Assistant Coaches ..... Jeff Bzdelik, Roy Rogers, Brett Gunning  
Senior Consultant ..... Carroll Dawson  
Senior Vice President of Basketball Operations ..... Keith Jones  
Head Athletic Trainer ..... Jason Biles  
Senior Director, Media & Player Relations ..... Tracey Hughes  
Home Court ..... Toyota Center (18,055 built in 2003)  
Radio ..... KBME (790 AM): Craig Ackerman, Joel Blank  
Spanish Radio ..... KEYH (850 AM): Adrian Chavarria  
Television ..... ROOT SPORTS Southwest: Bill Worell, Matt Bullard  
Clyde Drexler, Craig Ackerman



Mike D'Antoni

## 2016-17 SCHEDULE VS. ROCKETS

11/9 Wednesday 8:30 p.m. in San Antonio  
11/12 Saturday 7:00 p.m. at Houston  
12/20 Tuesday 7:00 p.m. at Houston  
3/6 Monday 7:30 p.m. in San Antonio

## 2015-16 RESULTS VS. ROCKETS

12/25 88-84 Rockets at Houston  
1/2 121-103 Spurs in San Antonio  
1/27 130-99 Spurs in San Antonio  
2/27 104-94 Spurs at Houston

## ALL-TIME RESULTS

76-77: Tied 2-2  
77-78: SA 3-1  
78-79: HOU 3-1  
79-80: Tied 3-3  
80-81: Tied 3-3  
81-82: Tied 3-3  
82-83: SA 5-1  
83-84: SA 4-2  
84-85: HOU 4-2  
85-86: HOU 5-1  
86-87: HOU 5-1  
87-88: SA 4-2  
88-89: HOU 6-0  
89-90: Tied 2-2

90-91: SA 3-2  
91-92: HOU 3-2  
92-93: HOU 4-1  
93-94: SA 3-2  
94-95: SA 5-1  
95-96: SA 3-1  
96-97: HOU 3-1  
97-98: Tied 2-2  
98-99: SA 3-0  
99-00: SA 4-0  
00-01: SA 3-1  
01-02: SA 4-0  
02-03: SA 3-1  
03-04: SA 4-0

04-05: Tied 2-2  
05-06: SA 4-0  
06-07: Tied 2-2  
07-08: Tied 2-2  
08-09: Tied 2-2  
09-10: Tied 2-2  
10-11: SA 3-1  
11-12: Tied 2-2  
12-13: SA 3-1  
13-14: HOU 4-0  
14-15: SA 3-1  
15-16: SA 3-1

**TOTALS:** SA 103-82

## SPURS-ROCKETS SERIES NOTES

**OVERALL RECORD:** 103-82 HOME: 64-28 ROAD: 39-54 OT: 3-3  
**CURRENT STREAK:** Won 3 HOME: W 1 ROAD: W 1  
**SPURS BIGGEST WIN:** 38, 128-90 on 1/15/82 in San Antonio  
**SPURS BIGGEST LOSS:** 34, 138-104 on 1/20/84 at Houston  
**SPURS LAST WIN AT HOME:** 130-99 on 1/27/16  
**SPURS LAST LOSS AT HOME:** 111-98 on 12/25/13  
**SPURS LAST WIN ON THE ROAD:** 104-94 on 2/27/16  
**SPURS LAST LOSS ON THE ROAD:** 88-84 on 12/25/15

## DID YOU KNOW?

The Spurs hold the record for highest Rockets opponent field goal percentage by going 48-71 (.676) from the field on 4/7/85 ... the most offensive rebounds in Houston team history was reached vs. San Antonio on 4/13/84 when they grabbed 35 ... Trevor Ariza (2003-04) and Spurs guard/forward Kyle Anderson (2012-14) both attended UCLA. Rockets forward Trevor Ariza and Spurs vice president of basketball operations Monty Williams spent time together with the New Orleans Hornets in the 2010-11 and 2011-2012 seasons ... Williams served five years as the head coach with New Orleans (2010-15), where he coached Ariza and Rockets forward Ryan Anderson and guard Eric Gordon ... Danny Green hit his 700th career three-pointer with the Spurs at Houston on 2/27 and is one of two players in franchise history to ever reach this milestone.

## 2015-16 SEASON SERIES (3-1) SAN ANTONIO SPURS VS. HOUSTON

PLAYER	G-GS	MIN	FG-FGA	PCT	3FG-FGA	PCT	FT-FTA	PCT	OFF DEF TOT	AST	PF-DO	STL	TO	BLK	PTS	AVG	HI		
ALDRIDGE	4-4	131	37-65	.569	0-1	.000	19-19	1.000	17	27	44	8	12-0	2	5	1	93	23.3	26
LEONARD	4-4	140	31-56	.554	10-15	.667	15-18	.833	5	18	23	8	11-0	7	7	5	87	21.8	27
GREEN	4-4	114	17-32	.531	15-24	.625	0-2	.000	1	16	17	9	10-0	7	3	4	49	12.3	28
PARKER	4-4	112	13-36	.361	2-5	.400	6-7	.857	0	10	10	24	7-0	2	7	0	34	8.5	15
DIAW	4-0	70	14-28	.500	2-6	.333	3-4	.750	4	8	11	9	10-0	4	4	0	33	8.3	20
GINOBI	3-0	61	7-16	.438	1-4	.250	8-8	1.000	4	8	12	11	10-0	3	7	0	23	7.7	9
ANDERSON	3-1	41	7-13	.538	1-3	.333	5-7	.714	1	5	6	4	3-0	1	3	0	20	6.7	11
DUNCAN	3-3	71	8-20	.400	0-0	---	3-4	.750	3	18	21	11	9-0	0	6	1	19	6.3	13
MILLS	4-0	76	9-28	.321	5-19	.263	0-0	---	0	9	9	12	3-0	2	3	0	23	5.8	10
WEST	4-0	63	11-16	.688	0-1	.000	0-0	---	2	6	8	7	5-0	3	2	0	22	5.5	9
MARJANOVIC	3-0	22	5-11	.455	0-0	---	3-4	.750	3	7	10	1	4-0	0	1	0	13	4.3	3
MCCALLUM	2-0	11	3-6	.500	2-4	.500	0-0	---	1	2	3	3	0-0	0	0	0	8	4.0	8
SIMMONS	4-0	32	5-10	.500	0-3	.000	3-3	1.000	0	2	3	4	6-0	0	3	1	13	3.3	6
BUTLER	2-0	14	1-3	.333	0-1	.000	0-0	---	0	1	1	2	0-0	0	1	1	2	1.0	2
BONNER	1-0	2	0-0	---	0-0	---	0-0	---	0	0	0	0	1-0	0	0	0	0	0.0	0
SPURS	4	960	168-340	.494	38-86	.442	65-76	.855	47	137	178	113	91-0	31	56	13	439	109.8	130
ROCKETS	4	960	132-305	.433	32-92	.348	88-133	.662	37	121	158	82	86-0	27	62	21	384	96.0	103

## 2015-16 SEASON SERIES (1-3) HOUSTON ROCKETS VS. SAN ANTONIO

PLAYER	G-GS	MIN	FG-FGA	PCT	3FG-FGA	PCT	FT-FTA	PCT	OFF DEF TOT	AST	PF-DO	STL	TO	BLK	PTS	AVG	HI		
HARDEN	4-4	137	28-66	.424	8-22	.364	20-21	.952	3	10	13	16	9-0	2	19	2	84	21.0	27
HOWARD	4-4	132	17-31	.548	0-0	---	23-41	.561	10	36	46	4	9-0	3	4	3	57	14.3	22
TERRY	4-0	83	15-25	.600	11-20	.550	5-6	.833	0	7	7	5	4-0	3	4	0	46	11.5	15
BREWER	4-1	74	14-29	.483	2-7	.286	8-11	.727	2	10	12	6	13-0	0	8	1	38	9.5	15
JONES	4-0	68	13-29	.448	0-7	.000	10-10	.900	1	10	11	3	4-0	2	3	0	35	8.8	14
ARIZA	4-4	119	11-28	.393	7-13	.538	4-6	.667	1	7	8	11	11-0	6	5	3	33	8.3	10
BEVERLEY	4-4	104	11-30	.367	2-8	.250	6-10	.600	4	10	14	12	12-0	4	2	1	30	7.5	10
CAPELA	3-2	72	7-16	.438	0-0	---	5-14	.357	8	9	17	1	8-0	1	5	8	19	6.3	8
SMITH (TOT)	2-1	66	8-25	.320	1-10	.100	2-4	.500	3	14	17	7	9-0	1	8	3	19	6.3	11
SMITH (HOU)	2-1	53	5-19	.263	1-8	.125	2-4	.500	3	12	15	6	7-0	1	5	1	13	6.5	11
LAWSON	4-0	68	7-15	.467	1-3	.333	2-4	.500	2	6	8	13	5-0	4	4	1	17	4.3	7
MOTIEJUNAS	2-0	15	3-8	.375	0-2	.000	0-0	---	1	0	1	1	3-0	0	2	0	6	3.0	4
THORNTON	1-0	21	0-6	.000	0-2	.000	2-2	1.000	2	3	5	3	1-0	0	0	1	2	2.0	2
HARRELL	2-0	7	1-2	.500	0-0	---	0-2	.000	0	1	1	1	0-0	0	0	0	2	1.0	2
MCDANIELS	2-0	7	0-1	.000	0-0	---	2-2	1.000	0	0	0	0	0-0	0	0	0	2	1.0	2
ROCKETS	4	960	132-305	.433	32-92	.348	88-133	.662	37	121	158	82	86-0	27	62	21	384	96.0	103
SPURS	4	960	168-340	.494	38-86	.442	65-76	.855	47	137	178	113	91-0	31	56	13	439	109.8	130

# INDIANA PACERS

125 S. Pennsylvania Street • Indianapolis, IN 46204  
(317) 917-2500 • www.pacers.com



Nate McMillan

Owner, Chairman and Chief Executive Officer . . . . . Herbert Simon  
Vice Chairman . . . . . Jim Morris  
President of Basketball Operations . . . . . Larry Bird  
Executive Vice President of Basketball Operations/General Manager. Kevin Pritchard  
Head Coach . . . . . Nate McMillan  
Assistant Coaches . . . . . Bill Bayno, Dan Burke, Popeye Jones  
Player Development Coach . . . . . David McClure  
Senior Director of Medical Operations/Head Athletic Trainer . . . . . Josh Corbell  
Director of Sports Performance/Assistant Athletic Trainer . . . . . Shawn Windle  
Director of Media Relations. . . . . David Benner  
Home Court . . . . . Bankers Life Fieldhouse (18,165, built in 1999)  
Radio . . . . . The Fan (1070 AM/93.5 FM); Mark Boyle, Bob Leonard  
Television . . . . . FSN Indiana: Quinn Buckner, Chris Denari, Jeremiah Johnson



## 2016-17 SCHEDULE VS. PACERS

2/13 Monday 7:00 p.m. at Indiana  
3/1 Wednesday 7:30 p.m. in San Antonio

## 2015-16 RESULTS VS. PACERS

12/21 106-92 Spurs in San Antonio  
3/7 99-91 Pacers at Indiana

## ALL-TIME RESULTS

76-77:	Tied 2-2	97-98:	SA 2-0
77-78:	SA 3-1	98-99:	DNP
78-79:	IND 3-1	99-00:	Tied 1-1
79-80:	SA 4-2	00-01:	SA 2-0
80-81:	IND 2-0	01-02:	Tied 1-1
81-82:	IND 2-0	02-03:	SA 2-0
82-83:	SA 2-0	03-04:	Tied 1-1
83-84:	SA 2-0	04-05:	Tied 1-1
84-85:	Tied 1-1	05-06:	SA 2-0
85-86:	Tied 1-1	06-07:	Tied 1-1
86-87:	IND 2-0	07-08:	SA 2-0
87-88:	IND 2-0	08-09:	SA 2-0
88-89:	IND 2-0	09-10:	SA 2-0
89-90:	Tied 1-1	10-11:	SA 2-0
90-91:	Tied 1-1	11-12:	SA 1-0
91-92:	IND 2-0	12-13:	SA 2-0
92-93:	Tied 1-1	13-14:	Tied 1-1
93-94:	SA 2-0	14-15:	SA 2-0
94-95:	IND 2-0	15-16:	Tied 1-1
95-96:	Tied 1-1	<b>TOTALS:</b>	<b>SA 51-36</b>
96-97:	Tied 1-1		

## SPURS-PACERS SERIES NOTES

**OVERALL RECORD:** 51-36 **HOME:** 29-15 **ROAD:** 22-21 **OT:** 2-2  
**CURRENT STREAK:** Lost 1 **HOME:** W 2 **ROAD:** L 1  
**SPURS BIGGEST WIN:** 30, 112-82 on 1/20/78 in San Antonio  
**SPURS BIGGEST LOSS:** 33, 130-97 on 11/8/86 at Indiana  
**SPURS LAST WIN AT HOME:** 106-92 on 12/21/15  
**SPURS LAST LOSS AT HOME:** 111-100 on 12/4/13  
**SPURS LAST WIN ON THE ROAD:** 95-93 on 2/9/15  
**SPURS LAST LOSS ON THE ROAD:** 99-91 on 3/7/16

## DID YOU KNOW?

The Spurs and Pacers first met on 10/13/73 in Indianapolis when both teams played in the ABA ... the Pacers won that game 116-99 ... Spurs coach Gregg Popovich recorded his 1,000th career win with a 95-93 victory at Indiana on 2/9/15 ... with the win, Popovich became the ninth head coach in NBA history to reach the milestone ... San Antonio held Indiana to a franchise-low 55 points in a 74-55 win on 3/29/98 ... the Pacers also set a Spurs opponent franchise-low for points in a half with 21 in the second half ... George Gervin holds the record for the most points scored in Market Square Arena by pouring in 55 vs. the Pacers on 1/23/80, leading the Spurs to a 144-130 win ... former Spur Larry Kenon recorded the first NBA opponent triple-double in Pacer history on 10/27/79.

## 2015-16 SEASON SERIES (1-1) SAN ANTONIO SPURS VS. INDIANA

PLAYER	G-GS	MIN	FG-FGA	PCT	3FG-FGA	PCT	FT-FTA	PCT	OFF	DEF	TOT	AST	PF-DQ	STL	TO	BLK	PTS	AVG	HI
LEONARD	2-2	74	19-42	.452	2-13	.154	7-9	.778	4	8	12	7	5-0	3	1	1	47	23.5	24
ALDRIDGE	2-2	65	13-31	.419	0-0	---	7-7	1.000	5	16	21	1	6-0	4	0	3	33	16.5	23
MILLS	2-0	42	10-21	.476	4-14	.286	3-4	.750	2	2	4	6	2-0	0	0	0	27	13.5	17
PARKER	2-2	53	9-20	.450	1-1	1.000	2-2	1.000	0	2	2	9	2-0	0	0	2	21	10.5	15
DUNCAN	2-2	50	6-15	.400	0-0	---	4-4	1.000	7	12	19	7	6-0	3	4	4	16	8.0	9
DJAW	2-2	40	7-11	.636	0-3	.000	0-0	---	3	7	10	2	3-0	0	4	0	14	7.0	14
SIMMONS	1-0	11	3-4	.750	1-1	1.000	0-0	---	0	3	3	2	1-0	0	2	0	7	7.0	7
WEST	2-0	33	5-8	.625	0-0	---	1-1	1.000	1	8	9	1	2-0	1	1	3	11	5.5	7
MILLER (TOT)2-0	24	4-5	.800	0-0	---	2-2	1.000	1	3	4	5	5-0	1	3	0	10	5.0	10	
MILLER (SA) 1-0	1	0-0	---	0-0	---	0-0	---	0	0	0	0	0-0	0	0	0	0	0	0	0
GINOBILI	2-0	40	4-14	.286	1-6	.167	0-0	---	1	0	1	5	3-0	0	2	0	9	4.5	7
GREEN	2-2	53	3-15	.200	1-10	.100	0-0	---	1	7	8	2	2-0	1	1	1	7	3.5	4
MARJANOVIC	2-0	2	1-1	1.000	0-0	---	0-0	---	0	2	2	0	0-0	0	0	1	2	2.0	2
ANDERSON	2-0	13	0-2	.000	0-0	---	3-4	.750	1	5	6	0	1-0	1	0	0	3	1.5	3
BUTLER	1-0	2	0-1	.000	0-0	---	0-0	---	0	0	0	0	0-0	0	0	0	0	0.0	0
SPURS	2	480	80-185	.432	10-48	.208	27-31	.871	25	72	97	42	33-0	13	17	13	197	98.5	106
PACERS	2	480	70-168	.417	14-35	.400	37-45	.822	21	75	96	40	33-0	10	23	10	191	95.5	99

## 2015-16 SEASON SERIES (1-1) INDIANA PACERS VS. SAN ANTONIO

PLAYER	G-GS	MIN	FG-FGA	PCT	3FG-FGA	PCT	FT-FTA	PCT	OFF	DEF	TOT	AST	PF-DQ	STL	TO	BLK	PTS	AVG	HI
ELLIS	2-2	66	11-23	.478	2-5	.400	8-8	1.000	1	3	4	9	5-0	1	3	3	32	16.0	26
GEORGE	2-2	71	8-34	.235	3-10	.300	11-12	.917	1	11	12	8	3-0	3	7	1	30	15.0	23
STUCKEY	2-0	45	9-18	.500	3-5	.600	7-8	.875	0	6	6	7	1-0	1	3	0	28	14.0	16
J. HILL	2-0	53	11-19	.579	0-0	---	1-2	.500	7	10	17	2	4-0	0	0	0	23	11.5	15
G. HILL	2-2	71	8-20	.400	4-7	.571	0-0	---	1	11	12	6	4-0	1	3	0	20	10.0	15
MAHINMI	2-2	55	8-14	.571	0-0	---	4-6	.667	7	13	20	2	6-0	3	4	3	20	10.0	11
ALLEN	1-1	28	4-9	.444	0-0	---	1-3	.333	2	6	8	1	3-0	0	1	1	9	9.0	9
MILES	1-0	18	4-9	.444	1-5	.200	0-0	---	0	2	2	1	3-0	0	1	0	9	9.0	9
TURNER	1-1	37	3-11	.273	0-1	.000	3-4	.750	1	9	10	1	3-0	0	1	2	9	9.0	9
BUDINGER	1-0	13	2-5	.400	0-0	---	0-0	---	1	0	1	1	0-0	0	0	0	4	4.0	4
LAWSON (TOT)15-0	73	7-16	.438	1-3	.333	2-4	.500	2	7	9	15	5-0	4	4	1	17	3.4	7	
LAWSON (IND)1-0	5	0-1	.000	0-0	---	0-0	---	0	1	1	2	0-0	0	0	0	0	0	0.0	0
S. HILL	2-0	14	1-3	.333	1-2	.500	2-2	1.000	0	3	3	2	1-0	0	0	1	5	2.5	5
YOUNG	1-0	2	1-2	.500	0-0	---	0-0	---	0	0	0	0	0-0	1	0	0	2	2.0	2
ROBINSON	1-0	2	0-0	---	0-0	---	0-0	---	0	0	0	0	0-0	0	0	0	0	0.0	0
PACERS	2	480	70-168	.417	14-35	.400	37-45	.822	21	75	96	40	33-0	10	23	10	191	95.5	99
SPURS	2	480	80-185	.432	10-48	.208	27-31	.871	25	72	97	42	33-0	13	17	13	197	98.5	106



6951 S. Centinela Ave. • Playa Vista, CA 90094  
(310) 862-6000 • www.clippers.com



Owner ..... Steve Ballmer  
President, Basketball Operations & Head Coach ..... Glenn "Doc" Rivers  
Executive Vice President, Basketball Operations ..... Lawrence Frank  
General Manager ..... Dave Wohl  
Assistant General Managers ..... Gary Sacks, Gerald Madkins  
Assistant Coaches ..... Mike Woodson, Lawrence Frank, Sam Cassell,  
Armond Hill, Brendan O'Connor, Kevin Eastman  
Director of Medical Services/Head Athletic Trainer ..... Jason Powell  
Strength & Conditioning Coach ..... Richard Williams  
Vice President, Basketball Communications ..... Seth Burton  
Home Court ..... STAPLES Center (19,060, built in 1999)  
Radio ..... LA Sports (570 AM); Brian Sieman,  
Spanish Radio ..... ESPN Deportes (1330 AM); Armando Garcia  
Television ..... Prime Ticket: Ralph Lawler, Michael Smith



Doc Rivers

## 2016-17 SCHEDULE VS. CLIPPERS

11/5	Saturday	7:30 p.m.	in San Antonio
12/22	Thursday	9:30 p.m.	at Los Angeles
2/24	Friday	9:30 p.m.	at Los Angeles
4/8	Saturday	7:30 p.m.	in San Antonio

## 2015-16 RESULTS VS. CLIPPERS

12/18	115-107	Spurs in San Antonio
2/18	105-86	Clippers at Los Angeles
3/15	108-87	Spurs in San Antonio

## ALL-TIME RESULTS

76-77: SA 4-0	97-98: SA 3-1
77-78: SA 3-1	98-99: SA 3-0
78-79: SA 4-0	99-00: SA 4-0
79-80: SA 2-0	00-01: SA 4-0
80-81: SA 4-1	01-02: SA 3-1
81-82: SA 3-2	02-03: SA 3-1
82-83: SA 4-1	03-04: SA 3-1
83-84: SA 4-1	04-05: SA 4-0
84-85: SA 3-2	05-06: SA 2-1
85-86: SA 4-1	06-07: SA 4-0
86-87: SA 4-1	07-08: SA 3-0
87-88: SA 5-0	08-09: SA 4-0
88-89: LA 3-1	09-10: SA 4-0
89-90: SA 4-0	10-11: SA 2-1
90-91: Tied 2-2	11-12: SA 2-1
91-92: Tied 2-2	12-13: Tied 2-2
92-93: SA 4-0	13-14: SA 2-1
93-94: SA 3-1	14-15: Tied 2-2
94-95: SA 4-0	15-16: SA 2-1
95-96: SA 3-1	TOTALS: SA 123-36
96-97: LA 4-0	

## 2015-16 SEASON SERIES (2-1) SAN ANTONIO SPURS VS. LA CLIPPERS

PLAYER	G-GS	MIN	FG-FGA	PCT	3FG-FGA	PCT	FT-FTA	PCT	OFF DEF TOT	AST	PF-DQ	STL	TO	BLK	PTS	AVG	HI
LEONARD	2-2	70	15-29	.517	1-6	.167	8-9	.889	1 13 14	6	5-0	3 3	0	0	39	19.5	20
ALDRIDGE	3-3	87	21-46	.457	0-2	.000	11-14	.786	5 17 22	6	5-0	2 0	1	53	17.7	26	26
PARKER	3-3	83	15-33	.455	4-7	.571	3-4	.750	1 3 4	12	9-0	2 5	0	37	12.3	21	1
MILLS	3-0	73	13-28	.464	5-13	.385	1-2	.500	0 8 8	10	6-0	1 1	1	32	10.7	15	15
GINOBLI	2-0	36	6-14	.429	3-7	.429	3-4	.750	1 1 2	7	6-0	2 1	0	18	9.0	13	13
GREEN	3-3	79	10-20	.500	6-13	.462	0-0	---	2 7 9	4	6-0	3 2	26	8.7	12	12	
BUTLER	1-0	20	4-7	.571	0-2	.000	0-0	---	0 1 1	0	0-0	0 0	1	8	8.0	8	
WEST	3-0	49	10-19	.526	1-1	1.000	3-3	1.000	4 10 14	6	6-0	2 3	2	24	8.0	12	
DUNCAN	3-3	72	9-19	.474	0-0	---	4-6	.667	7 11 18	7	6-0	2 5	0	22	7.3	14	
ANDERSON	2-1	42	7-12	.583	0-0	---	0-0	---	1 6 7	1	6-0	2 3	2	14	7.0	8	
SIMMONS	2-0	27	4-7	.571	1-2	.500	1-2	.500	0 5 5	0	7-0	3 4	1	10	5.0	5	
MILLER (TOT)	3-0	40	5-9	.556	0-1	.000	4-4	1.000	0 2 2	3	12-0	1 5	0	14	4.7	11	
MILLER (SA)	1-0	4	0-0	---	0-0	---	0-0	---	0 2 2	1	0-0	0 0	0	0	0.0	0	
MARJANOVIC	2-0	13	2-2	1.000	0-0	---	5-6	.833	2 2 4	2	2-0	0 0	0	9	4.5	6	
MCCALLUM	1-0	8	1-2	.500	0-0	---	1-2	.500	0 0 0	1	0-0	1 0	0	3	3.0	3	
DIAW	3-0	44	3-9	.333	1-2	.500	1-1	1.000	3 5 8	6	4-0	2 4	0	8	2.7	5	
MARTIN (TOT)	3-2	50	3-13	.231	0-2	.000	2-2	1.000	0 6 6	0	5-0	2 2	0	8	2.7	6	
MARTIN (SA)	1-0	12	2-5	.400	0-1	.000	2-2	1.000	0 1 1	0	1-0	0 1	0	6	6.0	6	
SPURS	3	720	122-252	.484	22-56	.393	43-55	.782	27 92 119	69	67-0	24 35	10	309	103.0	115	
CLIPPERS	3	720	107-219	.489	30-68	.441	55-82	.671	19 90 109	61	59-0	19 46	19	299	99.7	107	

## 2015-16 SEASON SERIES (1-2) LOS ANGELES CLIPPERS VS. SAN ANTONIO

PLAYER	G-GS	MIN	FG-FGA	PCT	3FG-FGA	PCT	FT-FTA	PCT	OFF DEF TOT	AST	PF-DQ	STL	TO	BLK	PTS	AVG	HI
PAUL	3-3	105	26-48	.542	6-15	.400	19-20	.950	1 10 11	30	8-0	7 7	1	77	25.7	28	
GRIFFIN	1-1	40	10-19	.526	2-2	1.000	3-4	.750	0 5 5	5	3-0	1 1	0	25	25.0	25	
REDICK	3-3	93	17-31	.548	7-11	.636	4-6	.667	0 4 4	2	5-0	1 2	0	45	15.0	17	
JORDAN	3-3	109	15-20	.750	0-0	---	11-26	.423	9 39 48	1	8-0	3 7	5	41	13.7	16	
GREEN (TOT)	3-0	87	12-31	.387	4-9	.444	3-4	.750	2 10 11	3	6-0	1 3	1	31	10.3	15	
GREEN (LAC)	1-1	32	5-13	.385	3-7	.429	2-2	1.000	1 1 2	0	4-0	0 2	1	15	15.0	15	
CRAWFORD	3-0	69	8-27	.296	3-10	.300	6-6	1.000	2 2 4	12	5-0	0 7	1	25	8.3	19	
ALDRICH	2-0	34	7-9	.778	0-0	---	1-3	.333	3 9 12	2	6-0	1 2	3	15	7.5	8	
PIERCE	2-1	31	5-12	.417	3-6	.500	2-2	1.000	1 5 6	1	4-0	0 1	1	15	7.5	12	
SMITH	1-0	12	3-6	.500	0-2	.000	0-0	---	0 2 2	1	2-0	1 3	2	6	6.0	6	
W. JOHNSON	3-0	68	4-12	.333	1-2	.500	2-2	1.000	1 8 9	0	1-0	0 2	4	12	4.0	7	
RIVERS	2-0	32	3-9	.333	1-2	.500	1-2	.500	0 2 2	4	1-0	0 3	0	8	4.0	4	
MBAAH MOUTE3-3	63	3-10	.300	2-3	.667	2-6	.333	1 3 4	0	9-0	3 2	1	10	3.3	5		
PRIGIONI	1-0	13	1-2	.500	0-0	---	1-1	1.000	0 0 0	1	0-0	0 0	0	3	3.0	3	
WILCOX	1-0	9	0-0	---	0-0	---	2-3	.667	0 0 0	1	2-0	0 0	0	2	2.0	2	
DAWSON	1-0	1	0-0	---	0-0	---	0-0	---	0 0 0	0	0-0	0 0	0	0	0.0	0	
STEPHENSON	1-0	10	1-1	.000	0-1	.000	0-0	---	0 1 1	0	1-0	0 1	0	0	0.0	0	
CLIPPERS	3	720	107-219	.489	30-68	.441	55-82	.671	19 90 109	61	59-0	19 46	19	299	99.7	107	
SPURS	3	720	122-252	.484	22-56	.393	43-55	.782	27 92 119	69	67-0	24 35	10	309	103.0	115	

# LOS ANGELES LAKERS

555 N. Nash Street • El Segundo, CA 90245  
(310) 426-6000 • www.lakers.com



Luke Walton

President/Governor . . . . . Jeanie Buss  
Executive Vice President, Basketball Operations/Alternate Governor . . . . . Jim Buss  
General Manager . . . . . Mitch Kupchak  
Head Coach . . . . . Luke Walton  
Associate Head Coach . . . . . Brian Shaw  
Assistant Coaches . . . . . Brian Keefe, Jesse Mermuys, Mark Madsen  
Athletic Trainer . . . . . Marco Nuñez  
Vice President, Public Relations . . . . . John Black  
Home Court . . . . . STAPLES Center (18,997, built in 1999)  
Radio . . . . . ESPNLA Radio (710 AM): John Ireland, Mychal Thompson  
Spanish Radio . . . . . ESPN Deportes (1330 AM): Benito Gonzalez, Pepe Mantilla  
Television . . . . . Spectrum Sportsnet: Bill Macdonald, Stu Lantz  
Spanish Television . . . . . Spectrum Deportes: Adrian Garcia Marquez, Francisco Pinto



## 2016-17 SCHEDULE VS. LAKERS

11/18	Friday	9:30 p.m.	at Los Angeles
1/12	Thursday	7:30 p.m.	in San Antonio
2/26	Sunday	2:30 p.m.	at Los Angeles
4/5	Wednesday	7:30 p.m.	in San Antonio

## 2015-16 RESULTS VS. LAKERS

12/11	109-87	Spurs in San Antonio
1/22	108-95	Spurs at Los Angeles
2/6	106-102	Spurs in San Antonio
2/19	119-113	Spurs at Los Angeles

## ALL-TIME RESULTS

76-77:	LA 3-1	97-98:	LA 4-0
77-78:	Tied 2-2	98-99:	LA 2-1
78-79:	Tied 2-2	99-00:	SA 3-1
79-80:	LA 2-0	00-01:	Tied 2-2
80-81:	SA 3-2	01-02:	LA 3-1
81-82:	SA 3-2	02-03:	SA 4-0
82-83:	SA 4-1	03-04:	LA 3-1
83-84:	SA 3-2	04-05:	SA 4-0
84-85:	LA 3-2	05-06:	SA 3-1
85-86:	LA 4-1	06-07:	LA 2-1
86-87:	LA 4-1	07-08:	Tied 2-2
87-88:	LA 5-0	08-09:	LA 2-1
88-89:	LA 3-1	09-10:	Tied 2-2
89-90:	Tied 2-2	10-11:	Tied 2-2
90-91:	LA 3-1	11-12:	SA 2-1
91-92:	SA 3-1	12-13:	SA 2-1
92-93:	Tied 2-2	13-14:	SA 3-1
93-94:	SA 4-0	14-15:	SA 2-1
94-95:	SA 3-1	15-16:	SA 4-0
95-96:	SA 3-1	<b>TOTALS:</b>	<b>SA 83-77</b>
96-97:	Tied 2-2		

## SPURS-LAKERS SERIES NOTES

**OVERALL RECORD:** 83-77 **HOME:** 50-31 **ROAD:** 33-44  
**CURRENT STREAK:** Won 5 **HOME:** W 3 **ROAD:** W 5  
**SPURS BIGGEST WIN:** 34, 119-85 on 3/14/14 in San Antonio  
**SPURS BIGGEST LOSS:** 40, 138-98 on 3/30/89 at Los Angeles  
**SPURS LAST WIN AT HOME:** 106-102 on 2/6/16  
**SPURS LAST LOSS AT HOME:** 112-110 on 12/12/14  
**SPURS LAST WIN ON THE ROAD:** 119-113 on 2/19/16  
**SPURS LAST LOSS ON THE ROAD:** 91-86 on 04/14/13

## DID YOU KNOW?

The Spurs and Lakers have the two best overall winning percentages in NBA history ... The Spurs have met the Lakers in the playoffs 11 times, more than any other team in the league ... former Lakers guard Kobe Bryant holds the Spurs opponent playoff records for points, field goals made, field goals attempted and three-point field goals attempted ... Bryant also holds the Spurs opponent record for most field goal attempts in a game with 41 on 2/14/03 ... Spurs assistant coach Ime Udoka spent the 2003-04 season with the Lakers, appearing in four games ... Spurs center Pau Gasol spent seven seasons with the Lakers, winning two NBA Championships and receiving three NBA All-Star nominations ... Gasol averaged 17.7 points 9.9 rebounds, 3.5 assists, 1.4 blocks per game in 429 total appearances ... with a 102-91 win vs. Los Angeles on 4/24/13 Tim Duncan and Gregg Popovich won their 119th playoff game, surpassing Kobe Bryant and Phil Jackson for the most win by a player-coach duo in NBA postseason history ... Lakers' guard Jordan Clarkson was born in San Antonio and attended Wagner High School.

## 2015-16 SEASON SERIES (4-0) SAN ANTONIO SPURS VS. LA LAKERS

PLAYER	G-GS	MIN	FG-FGA	PCT	3FG-FGA	PCT	FT-FTA	PCT	OFF	DEF	TOT	AST	PF-DQ	STL	TQ	BLK	PTS	AVG	HI
ALDRIDGE	3-3	95	28-49	.571	0-0	---	10-14	.714	10	18	28	8	6-0	1	4	2	66	22.0	26
LEONARD	3-3	88	15-36	.417	1-9	.111	23-27	.852	8	20	28	7	3-0	6	1	4	54	18.0	20
PARKER	3-3	80	21-40	.525	0-1	.000	7-8	.875	1	3	4	12	4-0	2	0	0	49	16.3	25
MILLS	4-0	88	26-49	.531	12-25	.480	1-2	.500	0	11	11	16	3-0	2	5	0	65	16.3	22
GINOBLI	2-0	24	10-12	.833	2-2	1.000	0-0	---	0	6	6	8	0-0	5	2	0	22	11.0	20
SIMMONS	4-0	81	11-23	.478	2-4	.500	7-7	1.000	4	4	8	5	7-0	0	3	0	31	7.8	9
BUTLER	3-0	45	8-11	.727	3-5	.600	3-4	.750	1	4	5	4	4-0	0	0	0	22	7.3	10
DUNCAN	3-3	69	7-19	.368	0-0	---	7-11	.636	6	14	20	6	1-0	2	3	5	21	7.0	12
GREEN	4-4	88	10-23	.435	8-17	.471	0-0	---	3	11	14	6	6-0	5	2	0	28	7.0	12
DIAW	4-0	89	10-19	.526	2-2	1.000	4-6	.667	3	8	11	10	8-0	1	5	2	26	6.5	10
WEST	4-2	84	13-24	.542	0-0	---	0-0	---	4	16	20	12	2-0	2	1	5	26	6.5	8
ANDERSON	4-1	72	8-22	.364	0-4	.000	0-0	---	1	6	7	9	5-0	2	4	1	16	4.0	14
MARJANOVIC	4-0	24	5-6	.833	0-0	---	1-2	.500	4	5	9	1	4-0	1	1	0	11	2.8	6
MCCALLUM	3-1	32	2-10	.200	1-2	.500	0-0	---	1	2	3	5	3-0	0	2	2	5	1.7	5
SPURS	4	960	174-343	.507	31-71	.437	63-81	.778	46	128	174	109	66-0	29	41	34	442	110.5	119
LAKERS	4	960	148-339	.437	35-93	.376	66-81	.815	46	117	163	78	72-0	20	54	17	397	99.3	113

## 2015-16 SEASON SERIES (0-4) LOS ANGELES LAKERS VS. SAN ANTONIO

PLAYER	G-GS	MIN	FG-FGA	PCT	3FG-FGA	PCT	FT-FTA	PCT	OFF	DEF	TOT	AST	PF-DQ	STL	TQ	BLK	PTS	AVG	HI
CLARKSON	3-3	99	21-37	.568	7-10	.700	8-8	1.000	4	8	12	11	6-0	3	3	0	57	19.0	21
WILLIAMS	4-4	138	22-45	.489	8-20	.400	18-21	.857	2	9	11	9	7-0	2	8	1	70	17.5	21
BRYANT	4-4	118	26-74	.351	7-31	.226	8-10	.800	4	10	14	17	7-0	1	10	2	67	16.8	25
RUSSELL	4-1	115	22-45	.489	9-17	.529	9-12	.750	1	9	10	14	6-0	4	10	0	62	15.5	24
RANDLE	3-3	116	18-45	.400	1-1	1.000	5-7	.714	12	40	52	5	14-0	2	6	1	42	15.5	15
YOUNG	3-0	54	5-17	.294	3-9	.333	6-6	1.000	0	2	2	3	1-0	0	0	0	19	6.3	10
BASS	4-0	77	9-16	.563	0-0	---	7-8	.875	5	7	12	3	7-0	3	2	6	25	6.3	10
KELLY	2-0	21	4-7	.571	0-0	---	3-3	1.000	2	7	9	1	1-0	0	3	0	11	5.5	7
HIBBERT	4-4	83	9-21	.429	0-0	---	0-0	---	6	13	19	5	9-0	1	2	3	18	4.5	10
BLACK	2-0	25	4-7	.571	0-0	---	0-2	.000	3	7	10	0	2-0	0	1	1	8	4.0	4
NANCE	4-1	35	4-7	.571	0-0	---	0-0	---	1	1	2	1	6-0	3	4	1	8	4.0	6
HUERTAS	2-0	26	2-4	.500	0-2	.000	0-0	---	0	1	1	7	3-0	0	0	0	4	2.0	4
SACRE	2-0	26	1-7	.143	0-0	---	2-4	.500	3	2	5	2	2-0	0	0	2	4	2.0	2
A. BROWN	2-0	27	1-7	.143	0-3	.000	0-0	---	1	1	2	0	1-0	1	1	0	2	1.0	2
LAKERS	4	960	148-339	.437	35-93	.376	66-81	.815	46	117	163	78	72-0	20	54	17	397	99.3	113
SPURS	4	960	174-343	.507	31-71	.437	63-81	.778	46	128	174	109	66-0	29	41	34	442	110.5	119

191 Beale St. • Memphis, TN 38103  
(901) 205-1234 • www.grizzlies.com



Controlling Owner ..... Robert J. Pera  
Director ..... Joe Abadi  
General Manager ..... Chris Wallace  
Vice President of Basketball Operations ..... John Hollinger  
Head Coach ..... David Joergel  
Associate Head Coach ..... J.B. Bickerstaff  
Assistant Coaches ..... Keith Smart, Bob Bender, Nick Van Exel, Adam Mazarei  
Head Athletic Trainer ..... Jim Scholler  
Head Strength and Conditioning Coach ..... Chattin Hill  
Communications ..... Jason Wallace, Ross Wooden, Kerri Harper  
Home Court ..... FedEx Forum (18,119, built in 2004)  
Radio ..... ESPN (92.9 FM/680 AM); Eric Hasseltine, Hank McDowell, Elliot Perry  
Television ..... Fox Sports Southeast; Pete Pranica, Sean Tuohy  
.....Brevin Knight, Rob Fischer, Chris Vernon



David Fizdale

## 2016-17 SCHEDULE VS. GRIZZLIES

2/6	Monday	8:30 p.m.	at Memphis
3/18	Saturday	8:00 p.m.	at Memphis
3/23	Thursday	7:30 p.m.	in San Antonio
4/4	Tuesday	7:30 p.m.	in San Antonio

## 2015-16 RESULTS VS. GRIZZLIES

11/21	92-82	Spurs in San Antonio
12/3	103-83	Spurs at Memphis
3/25	110-104	Spurs in San Antonio
3/28	101-87	Spurs at Memphis

## ALL-TIME RESULTS

95-96:	SA 4-0	06-07:	SA 3-1
96-97:	VAN 3-1	07-08:	SA 3-1
97-98:	SA 4-0	08-09:	SA 4-0
98-99:	SA 3-0	09-10:	Tied 2-2
99-00:	SA 4-0	10-11:	Tied 2-2
00-01:	SA 4-0	11-12:	SA 4-0
01-02:	SA 4-0	12-13:	Tied 2-2
02-03:	SA 3-1	13-14:	SA 4-0
03-04:	MEM 3-1	14-15:	Tied 2-2
04-05:	MEM 3-1	15-16:	SA 4-0
05-06:	SA 4-0	<b>TOTALS:</b>	SA 63-20

## SPURS-GRIZZLIES SERIES NOTES

**OVERALL RECORD:** 63-20 **HOME:** 34-7 **ROAD:** 29-13 **OT:** 5-2  
**CURRENT STREAK:** Won 5 **HOME W:** 3 **ROAD W:** 2  
**SPURS BIGGEST WIN:** 45, 111-62 on 11/8/95 in San Antonio  
**SPURS BIGGEST LOSS:** 16 2X: latest 109-93 on 3/11/11 At Memphis  
**SPURS LAST WIN AT HOME:** 110-104 on 3/25/16  
**SPURS LAST LOSS AT HOME:** 117-116 (3OT) on 12/17/14  
**SPURS LAST WIN ON THE ROAD:** 101-87 on 3/28/16  
**SPURS LAST LOSS ON THE ROAD:** 95-87 on 12/30/14

## DID YOU KNOW?

On 12/30/97 in Vancouver, Chuck Person set a Spurs franchise record with nine threes made in the game ... on 11/8/95 San Antonio defeated the Grizzlies 111-62 ... the 62 points the Grizzlies scored is the Memphis franchise low and the 49-point defeat is the largest in Grizzlies history ... the Grizzlies made their first ever playoff appearance against San Antonio in 2004 ... the Spurs took the series 4-0 ... seven years later, Memphis would earn its first playoff win and first playoff series victory when the Grizzlies defeated the Spurs, 4-2 in the first round of the 2011 playoffs ... Grizzlies forward JaMychal Green played in four games with the Spurs during the 2014-15 season, averaging 2.0 points and 1.5 rebounds.

## 2015-16 SEASON SERIES (4-0) SAN ANTONIO SPURS VS. MEMPHIS

PLAYER	G-GS	MIN	FG-FGA	PCT	3FG-FGA	PCT	FT-FTA	PCT	OFF DEF TOT	AST	PF-DO	STL	TO	BLK	PTS	AVG	HI		
ALDRIDGE	3-0	97	30-46	.652	0-0	---	21-26	.808	11	18	29	4	2-0	2	3	8	81	27.0	32
LEONARD	2-2	73	14-28	.500	10-15	.667	8-10	.800	2	13	15	6	3-0	2	1	2	46	23.0	27
PARKER	3-3	89	19-33	.576	0-1	.000	11-12	.917	3	8	11	13	4-0	2	8	2	49	16.3	18
GINOBLI	3-0	69	15-25	.600	7-10	.700	4-6	.667	1	6	7	11	3-0	3	7	0	41	13.7	15
DUNCAN	3-3	98	14-22	.636	0-0	---	0-1	.000	5	23	28	16	8-0	6	5	5	28	9.3	12
MARTIN	2-1	56	4-16	.250	3-8	.375	3-3	1.000	1	4	5	3	6-0	1	3	0	14	7.0	13
MILLS	3-0	63	10-20	.500	4-11	.364	0-0	---	1	4	5	7	4-0	2	5	0	24	8.0	17
WEST	3-1	53	10-15	.667	0-0	---	2-4	.500	1	10	11	2	9-0	1	5	1	22	7.3	8
ANDERSON	4-2	94	10-18	.556	1-3	.333	6-6	1.000	1	13	14	13	6-0	5	3	3	27	6.8	13
MILLER	2-1	44	5-12	.417	0-2	.000	2-6	.333	1	0	1	7	3-0	2	2	0	12	6.0	8
DIAW	3-0	47	7-17	.412	0-1	.000	3-4	.750	2	9	11	3	5-0	0	8	1	17	5.7	13
GREEN	3-3	83	7-22	.318	1-3	.333	2-2	1.000	1	11	12	5	7-0	3	7	2	17	5.7	9
SIMMONS	3-0	37	5-13	.385	1-3	.333	2-4	.500	1	5	6	3	6-0	1	1	0	23	4.3	15
BONNER	4-0	15	4-9	.444	2-5	.400	0-0	---	1	2	3	0	4-0	1	1	0	10	2.5	5
MARJANOVIC	3-1	36	1-5	.200	0-0	---	3-4	.750	3	7	10	2	4-0	0	1	1	5	1.7	5
BUTLER	1-0	6	0-0	---	0-0	---	0-0	---	0	0	0	0	0-0	0	1	1	0	0.0	0
MCCALLUM	1-0	0	0-0	---	0-0	---	0-0	---	0	0	0	0	0-0	0	0	0	0	0.0	0
SPURS	4	960	155-301	.515	29-72	.403	67-88	.761	35	133	168	95	74-0	31	62	26	406	101.5	110
GRIZZLIES	4	960	139-320	.434	16-62	.258	62-79	.785	37	105	142	80	81-0	38	53	16	356	89.0	104

## 2015-16 SEASON SERIES (0-4) MEMPHIS GRIZZLIES VS. SAN ANTONIO

PLAYER	G-GS	MIN	FG-FGA	PCT	3FG-FGA	PCT	FT-FTA	PCT	OFF DEF TOT	AST	PF-DO	STL	TO	BLK	PTS	AVG	HI		
CONLEY	2-2	60	10-25	.400	0-3	.000	11-11	1.000	1	7	8	9	3-0	2	2	3	31	15.5	16
GASOL	2-2	73	10-20	.500	0-0	---	3-4	.750	1	11	16	8	6-0	5	10	3	23	11.5	15
JA. GREEN	4-3	87	20-37	.541	1-4	.250	3-4	.750	3	12	15	8	16-0	2	1	2	44	11.0	20
CHALMERS	2-0	41	5-21	.238	1-8	.125	10-10	1.000	1	2	3	2	2-0	2	4	0	21	10.5	15
LEE	2-0	66	8-19	.421	1-4	.250	4-4	1.000	1	1	2	2	2-0	2	4	0	21	10.5	15
FARMAR	2-2	49	8-17	.471	2-6	.333	2-2	1.000	0	5	5	7	5-0	3	2	0	20	10.0	11
BARNES	4-2	116	15-30	.500	3-11	.273	6-6	1.000	6	14	20	10	12-0	4	9	2	39	9.8	14
ANDERSEN	2-2	60	7-15	.467	1-3	.333	3-4	.750	6	6	12	3	3-0	3	0	1	18	9.0	13
RANDOLPH	1-1	29	4-10	.400	0-0	---	2	.500	3	3	6	1	2-0	0	1	0	9	9.0	9
MCCALLUM	2-0	48	8-23	.348	1-5	.200	0-0	---	0	5	5	5	1-0	1	1	0	17	8.5	10
JE. GREEN	2-2	55	7-18	.389	1-2	.500	1-2	.500	0	9	9	3	2-0	1	1	0	16	8.0	10
V. CARTER	4-0	65	10-23	.435	2-8	.250	9-10	.900	0	9	9	3	5-0	2	5	0	31	7.8	14
STEPHENSON	2-0	49	10-23	.435	1-3	.333	0-1	.000	3	2	5	6	5-0	3	6	0	21	10.5	17
MARTIN	2-0	36	4-7	.571	0-0	---	2-4	.500	2	5	7	2	4-0	0	1	1	10	5.0	7
ALLEN	4-4	69	8-23	.348	1-3	.333	2-4	.500	2	4	6	2	1-0	4	4	1	19	4.8	9
HAIRSTON (TOT)	1-1	17	1-5	.200	0-3	.000	2-2	1.000	0	3	3	0	2-0	0	1	0	4	4.0	4
ENNIS	1-0	6	0-1	.000	0-1	.000	0-0	---	0	2	2	1	0-0	1	0	1	3	3.0	3
HOLLINS	2-0	33	2-2	1.000	0-0	---	2-6	.333	3	1	4	1	6-0	2	1	1	6	3.0	6
MUNFORD	2-0	13	2-4	.500	1-1	1.000	0-1	.000	0	4	4	2	1-0	0	1	5	2.5	5	
SMITH	1-0	4	1-2	.500	0-0	---	0-0	---	0	0	0	1	0-0	0	1	0	2	2.0	2
GRIZZLIES	4	960	139-320	.434	16-62	.258	62-79	.785	37	105	142	80	81-0	38	53	16	356	89.0	104
SPURS	4	960	155-301	.515	29-72	.403	67-88	.761	35	133	168	95	74-0	31	62	26	406	101.5	110



Erik Spoelstra

601 Biscayne Blvd. • Miami, FL 33132  
(786) 777-4328 • www.heat.com

Managing General Partner ..... Micky Arison  
Chief Executive Officer ..... Nick Arison  
President ..... Pat Riley  
Senior Vice President, Basketball Operations/General Manager ..... Andy Elisburg  
Assistant General Manager/General Manager Sioux Falls Skyforce ..... Adam Simon  
Head Coach ..... Erik Spoelstra  
Assistant Coaches ..... Dan Craig, Juwan Howard  
Assistant Coach/Director of Player Development ..... Chris Quinn  
Head Coach/Player Development ..... Octavio de la Grana  
Assistant Athletic Trainer ..... Jay Sabol  
Assistant Coach/Strength & Conditioning ..... Bill Foran  
Vice President, Sports Media Relations ..... Tim Donovan  
Home Court ..... AmericanAirlines Arena (19,600, built in 2000)  
Radio ... The Ticket (790 AM/104.3 FM): Mike Inglis, John Crotty, Ron Rothstein  
Spanish Radio ..... WAQI (710 AM): José Pañeda, Joe Pujala  
Television ..... FOX Sports Sun: Eric Reid, Tony Fiorentino, Jason Jackson



## 2016-17 SCHEDULE VS. HEAT

10/30 Sunday 5:00 p.m. at Miami  
11/14 Monday 7:30 p.m. in San Antonio

## 2015-16 RESULTS VS. HEAT

2/9 119-101 Spurs at Miami  
3/23 112-88 Spurs in San Antonio

## ALL-TIME RESULTS

88-89:	SA 4-2	03-04:	SA 2-0
89-90:	SA 2-0	04-05:	Tied 1-1
90-91:	SA 2-0	05-06:	SA 2-0
91-92:	Tied 1-1	06-07:	Tied 1-1
92-93:	Tied 1-1	07-08:	SA 2-0
93-94:	SA 2-0	08-09:	Tied 1-1
94-95:	SA 2-0	09-10:	SA 2-0
95-96:	Tied 1-1	10-11:	Tied 1-1
96-97:	MIA 2-0	11-12:	MIA 1-0
97-98:	SA 2-0	12-13:	MIA 2-0
98-99:	DNP	13-14:	Tied 1-1
99-00:	Tied 1-1	14-15:	SA 2-0
00-01:	Tied 1-1	15-16:	SA 2-0
01-02:	Tied 1-1	<b>TOTALS:</b>	<b>SA 3-18</b>
02-03:	SA 2-0		

## SPURS-HEAT SERIES NOTES

**OVERALL RECORD:** 39-18 **HOME:** 25-3 **ROAD:** 14-15 **OT:** 1-0  
**CURRENT STREAK:** Won 5 **HOME:** W 3 **ROAD:** W 2  
**SPURS BIGGEST WIN:** 30 2X: latest 125-95 on 3/4/11 in San Antonio  
**SPURS BIGGEST LOSS:** 30, 110-80 on 3/14/11 at Miami  
**SPURS LAST WIN AT HOME:** 112-88 on 03/23/13  
**SPURS LAST LOSS AT HOME:** 88-86 on 03/31/13  
**SPURS LAST WIN ON THE ROAD:** 119-101 on 2/9/16  
**SPURS LAST LOSS ON THE ROAD:** 113-101 on 1/26/14

## DID YOU KNOW?

The Spurs and Heat met in the 2014 NBA Finals, where the Silver and Black won the series 4-1 and captured their fifth title in 15 years ... the Heat and Spurs also met in the 2013 NBA Finals ... the Heat's 90-79 win at San Antonio 12/23/96 was big for several reasons ... in the second quarter of the game, David Robinson suffered a broken bone in his left foot and missed the remainder of the 1996-97 season ... in addition, it was the first time in Heat history that Miami had won a game in San Antonio ... in the 2010-11 season, the Spurs tied their largest margin of victory (30) over the Heat in a 125-95 win, while the Heat set the mark for their largest win over the Spurs (30) by a score of 110-80 in Miami ... on 6/12/14, Tim Duncan recorded his 158th career postseason double-double in Game 4 of the NBA Finals at Miami, surpassing Magic Johnson for the most double-doubles in NBA postseason history ... San Antonio guard Tony Parker played in his 1,000th career game at Miami on 3/31/15, setting the all-time NBA record for most wins in a player's first 1,000 games (718)... Heat guard Goran Dragic was originally drafted by the Spurs in the second round (45th overall) in the 2008 NBA Draft.

## 2015-16 SEASON SERIES (2-0) SAN ANTONIO SPURS VS. MIAMI

PLAYER	G-GS	MIN	FG-FGA	PCT	3FG-FGA	PCT	FT-FTA	PCT	OFF DEF TOT	AST	PE-DO	STL	TO	BLK	PTS	AVG	HI		
LEONARD	2-2	58	23-38	.605	4-8	.500	5-7	.714	4	13	17	4	2	55	27.5	32			
ALDRIDGE	2-2	57	14-25	.560	0-0	---	8-8	1.000	2	7	9	5	2-0-2	2	36	18.0	28		
MARJANOVIC	2-0	27	12-17	.706	0-0	---	6-8	.750	5	5	10	0	2-0-2	1	0	30	15.0	19	
GREEN	2-2	53	9-16	.563	5-8	.625	1-2	.500	3	7	10	4	3-0-4	2	1	24	12.0	15	
MARTIN	1-0	15	3-5	.600	2-2	1.000	4-4	1.000	0	1	1	1	1-0-0	0	0	12	12.0	12	
SIMMONS	1-0	23	5-9	.556	0-0	---	0-1	.000	1	3	4	1	3-0-0	2	0	10	10.0	10	
DIAW	2-0	46	7-12	.583	1-2	.500	2-5	.400	2	5	7	2	6-0-0	2	1	17	8.5	9	
MILLS	2-0	31	4-11	.364	2-6	.333	7-8	.875	1	4	5	3	1-0-2	1	0	17	8.5	9	
PARKER	2-2	52	5-15	.333	0-0	---	2-3	.667	0	5	5	10	1-0-2	0	0	12	6.0	7	
DUNCAN	1-1	24	1-2	.500	0-0	---	2-2	1.000	1	8	9	4	0-0-0	1	2	0	4	4.0	4
WEST	2-1	34	3-6	.500	0-0	---	2-2	1.000	1	6	7	5	5-0-0	0	1	1	8	4.0	6
ANDERSON	1-0	22	1-5	.200	0-0	---	0-0	---	1	1	2	3	1-0-0	0	1	2	2.0	2	
BUTLER	1-0	11	1-3	.333	0-2	.000	0-0	---	0	0	0	2	0-0-0	0	0	2	2.0	2	
GINOBLI	1-0	14	1-3	.333	0-0	---	0-0	---	0	0	0	5	1-0-0	0	0	2	2.0	2	
MCCALLUM	1-0	5	0-1	.000	0-0	---	0-0	---	0	0	0	0	0-0-0	0	0	0	0.0	0	
MILLER	1-0	9	0-2	.000	0-0	---	0-0	---	0	1	1	2	1-0-0	0	1	0	0.0	0	
SPURS	2	480	89-170	.524	14-28	.500	39-50	.780	21	66	87	51	29-0	17	20	8	231	115.5	119
HEAT	2	480	77-147	.524	11-26	.423	24-36	.667	7	60	67	44	36-0	15	33	11	189	94.5	101

## 2015-16 SEASON SERIES (0-2) MIAMI HEAT VS. SAN ANTONIO

PLAYER	G-GS	MIN	FG-FGA	PCT	3FG-FGA	PCT	FT-FTA	PCT	OFF DEF TOT	AST	PE-DO	STL	TO	BLK	PTS	AVG	HI		
BOSH	1-1	35	6-12	.500	0-0	---	6-6	1.000	0	5	5	2	3-0-1	7	0	18	18.0	18	
WADE	2-2	55	17-25	.680	0-0	---	2-4	.500	1	4	5	8	2-0-1	5	1	36	18.0	20	
RICHARDSON	1-0	34	7-13	.538	3-4	.750	0-0	---	1	1	2	4	2-0-3	0	1	17	17.0	17	
UDRIH	1-0	19	5-7	.714	0-0	---	3-3	1.000	1	0	1	3	1-0-0	1	0	13	13.0	13	
WHITESIDE	2-0	59	11-18	.611	0-0	---	4-7	.571	4	16	20	1	6-0-1	3	4	26	13.0	14	
DENG	1-1	26	3-7	.429	2-5	.400	3-5	.600	0	2	2	0	0-0-1	0	0	11	11.0	11	
MCCALLUM	2-0	38	8-16	.500	3-6	.500	2-2	1.000	0	8	8	0	1-0-0	0	0	21	10.5	13	
J. JOHNSON	1-1	33	2-6	.333	1-4	.250	0-0	---	0	2	2	5	0-0-1	3	5	5	5.0	5	
DRAGIC	2-2	56	7-17	.412	0-1	.000	0-2	.000	0	2	2	10	4-0-3	10	0	14	7.0	10	
WINSLOW	2-0	54	4-9	.444	1-2	.500	3-5	.600	0	2	2	4	6-0-0	2	0	12	6.0	10	
MICROBERTS	2-1	41	5-9	.556	1-2	.500	0-0	---	0	6	6	5	6-0-2	2	1	11	5.5	9	
STOUDEMIRE	2-2	26	2-8	.250	0-0	---	0-0	---	0	12	12	2	4-0-0	1	4	4	2.0	2	
STOKES	1-0	3	0-0	---	0-0	---	1-2	.500	0	0	0	1	0-1-0	1	0	1	1.0	1	
HEAT	2	480	77-147	.524	11-26	.423	24-36	.667	7	60	67	44	36-0	15	33	11	189	94.5	101
SPURS	2	480	89-170	.524	14-28	.500	39-50	.780	21	66	87	51	29-0	17	20	8	231	115.5	119

1001 North Fourth Street • Milwaukee, WI 53203  
(414) 227-0500 • www.bucks.com



Owners . . . . . Wes Edens and Marc Lasry & Jamie Dinan  
General Manager . . . . . John Hammond  
Assistant General Manager . . . . . Justin Zanik  
Head Coach . . . . . Jason Kidd  
Assistant Coaches . . . . . Joe Prunty, Eric Hughes, Greg Foster,  
. . . . . Sean Sweeney, Stacey Augmon  
Head Athletic Trainer . . . . . Scott Faust  
Head Strength & Rehab Specialist . . . . . Suki Hobson  
Vice President of Public Relations . . . . . Dan Smyczek  
Home Court . . . . . BMO Harris Bradley Center (18,717, built in 1988)  
Radio . . . . . WTMJ (620 AM): Ted Davis, Dennis Krause  
Television . . . . . FOX Sports Wisconsin: Jim Paschke, Gus Johnson,  
. . . . . Marques Johnson, Jon McGlocklin



Jason Kidd

## 2016-17 SCHEDULE VS. BUCKS

12/5 Monday 7:00 p.m. at Milwaukee  
1/10 Tuesday 7:30 p.m. in San Antonio

## 2015-16 RESULTS VS. BUCKS

12/2 95-70 Spurs in San Antonio  
1/4 123-98 Spurs at Milwaukee

## ALL-TIME RESULTS

76-77:	MIL 3-1	96-97:	Tied 1-1
77-78:	Tied 2-2	97-98:	SA 2-0
78-79:	SA 3-1	98-99:	DNP
79-80:	SA 2-0	00-01:	MIL 2-0
80-81:	Tied 1-1	01-02:	MIL 2-0
81-82:	Tied 1-1	02-03:	SA 2-0
82-83:	MIL 2-0	03-04:	Tied 1-1
83-84:	Tied 1-1	04-05:	SA 2-0
84-85:	MIL 2-0	05-06:	Tied 1-1
85-86:	MIL 2-0	06-07:	MIL 2-0
86-87:	Tied 1-1	07-08:	SA 2-0
87-88:	Tied 1-1	08-09:	MIL 2-0
88-89:	Tied 1-1	09-10:	SA 2-0
89-90:	Tied 1-1	10-11:	SA 2-0
99-00:	MIL 2-0	11-12:	MIL 1-0
90-91:	Tied 1-1	12-13:	SA 2-0
91-92:	Tied 1-1	13-14:	SA 2-0
92-93:	SA 2-0	14-15:	SA 2-0
93-94:	SA 2-0	15-16:	SA 2-0
94-95:	SA 2-0	<b>TOTALS:</b>	<b>SA 47-36</b>
95-96:	Tied 1-1		

## SPURS-BUCKS SERIES NOTES

**OVERALL RECORD:** 47-36 **HOME:** 29-12 **ROAD:** 18-24 **OT:** 2-2  
**CURRENT STREAK:** Won 8 **HOME:** W 6 **ROAD:** W 4  
**SPURS BIGGEST WIN:** 42, 153-111 on 10/14/78 in San Antonio  
**SPURS BIGGEST LOSS:** 29, 126-97 on 11/5/85 at Milwaukee  
**SPURS LAST WIN AT HOME:** 95-70 on 12/2/15  
**SPURS LAST LOSS AT HOME:** 100-98 on 12/30/08  
**SPURS LAST WIN ON THE ROAD:** 123-98 on 1/4/16  
**SPURS LAST LOSS ON THE ROAD:** 106-103 on 1/10/12

## DID YOU KNOW?

Bucks assistant coach Joe Prunty got his start in the NBA as a video coordinator with the Spurs ... he spent nine seasons with the Silver and Black ascending to the role of assistant coach ... one of the craziest games in Spurs history took place on 3/6/82 vs. the Bucks in the HemisFair Arena ... the Spurs beat the Bucks 171-166 in triple overtime ... the Spurs' 171 points that night is a club record and their combined point total of 337 is the second highest total ever recorded in NBA history ... Milwaukee guard Jerryd Bayless and San Antonio forward LaMarcus Aldridge were teammates with the Portland Trail Blazers from 2008-10 ... Milwaukee forward Steve Novak played for the Silver and Black during the 2010-11 season, where made 23 appearances, averaging ...

## 2015-16 SEASON SERIES (2-0) SAN ANTONIO SPURS VS. MILWAUKEE

PLAYER	G-GS	MIN	FG-FGA	PCT	3FG-FGA	PCT	FT-FTA	PCT	OFF DEF TOT	AST	PF-DO	STL	TO	BLK	PTS	AVG	HI
LEONARD	2-2	56	12-24	.500	3-6	.500	10-11	.909	2 3 5	5	2-0	2	4	1	37	18.5	24
DUNCAN	2-2	47	14-23	.609	0-0	---	2-3	.667	5 15 20	5	6-0	3	3	1	30	15.0	16
SIMMONS	2-0	40	10-13	.769	0-1	.000	6-8	.750	0 4 4	2	3-0	0	2	0	26	13.0	18
DIAW	2-0	44	11-17	.647	1-2	.500	2-4	.500	4 7 11	5	3-0	1	3	0	25	12.5	14
MILLS	2-1	51	8-18	.444	6-11	.545	1-2	.500	0 4 4	8	3-0	1	0	0	23	11.5	13
ALDRIDGE	2-2	53	9-24	.375	0-0	---	4-5	.800	8 12 20	1	4-0	0	2	6	22	11.0	16
PARKER	1-1	18	2-6	.333	1-1	1.000	3-4	.750	0 1 1	3	1-0	2	1	0	8	8.0	8
WEST	2-0	33	7-15	.467	0-0	---	0-0	---	1 8 9	5	0-0	3	0	3	14	7.0	10
GINOBILI	2-0	33	5-13	.385	3-4	.750	0-0	---	1 3 4	10	2-0	3	0	0	13	6.5	8
BUTLER	1-0	10	2-4	.500	1-2	.500	0-0	---	0 2 2	1	0-0	0	0	1	5	5.0	5
ANDERSON	2-0	28	2-5	.400	0-2	.000	2-3	.667	0 7 7	2	4-0	3	3	1	6	3.0	4
GREEN	2-2	35	2-11	.182	1-9	.111	0-0	---	2 4 6	3	4-0	3	1	1	5	2.5	3
MARJANOVIC	1-0	5	1-2	.500	0-0	---	0-0	---	1 2 3	2	0-0	1	0	0	2	2.0	2
MCCALLUM	1-0	17	1-2	.500	0-1	.000	0-0	---	0 1 1	4	0-0	0	0	0	2	2.0	2
BONNER	2-0	10	0-3	.000	0-2	.000	0-0	---	0 1 1	1	0-0	1	1	0	0	0.0	0
SPURS	2	480	86-180	.478	16-41	.390	30-40	.750	24 74 98	57	32-0	22	24	14	218	109.0	123
BUCKS	2	480	83-155	.406	6-26	.231	36-48	.750	16 63 79	40	38-0	13	33	12	168	84.0	98

## 2015-16 SEASON SERIES (0-2) MILWAUKEE BUCKS VS. SAN ANTONIO

PLAYER	G-GS	MIN	FG-FGA	PCT	3FG-FGA	PCT	FT-FTA	PCT	OFF DEF TOT	AST	PF-DO	STL	TO	BLK	PTS	AVG	HI
MIDDLETON	2-2	64	11-24	.500	0-6	.167	10-10	1.000	1 5 6	7	4-0	0	5	0	35	17.5	19
MONROE	2-2	56	11-22	.500	0-0	---	7-10	.700	3 12 15	2	3-0	3	3	2	29	14.5	15
PARKER	1-1	58	6-21	.286	0-2	.000	9-10	.900	5 10 15	3	3-0	1	1	1	21	10.5	14
CARTER-WILLIAMS	2-1	62	8-20	.400	1-2	.500	3-6	.500	1 8 9	10	4-0	3	1	1	20	10.0	11
ANTETOKOUNMPO	2-2	55	7-17	.412	0-3	.000	4-6	.667	3 5 8	4	4-0	1	4	3	18	9.0	11
HENSON	2-0	27	6-7	.857	0-0	---	2-3	.667	0 6 6	1	5-0	0	1	3	14	7.0	8
O'BRYANT	2-0	15	0-7	.571	0-0	---	1-3	.333	0 3 3	0	2-0	1	2	0	9	4.5	5
VAUGHN	2-0	34	3-12	.250	2-6	.333	0-0	---	1 5 6	3	4-0	1	5	0	8	4.0	6
BAYLESS	1-0	7	1-4	.250	1-2	.500	0-0	---	1 0 1	0	1-0	0	1	1	3	3.0	3
ENNIS	2-1	29	2-9	.222	0-3	.000	0-0	---	0 3 3	3	3-0	0	2	1	4	2.0	4
COPLAND	2-0	12	1-1	1.000	1-1	1.000	0-0	---	0 0 0	3	1-0	1	0	3	1.5	3	
MAYO	2-1	48	1-10	.100	0-1	.000	0-0	---	1 5 6	4	3-0	2	5	0	2	1.0	2
PLUMLEE	2-0	13	1-1	1.000	0-0	---	0-0	---	0 1 1	0	1-0	1	2	0	2	1.0	2
BUCKS	2	480	83-155	.406	6-26	.231	36-48	.750	16 63 79	40	38-0	13	33	12	168	84.0	98
SPURS	2	480	86-180	.478	16-41	.390	30-40	.750	24 74 98	57	32-0	22	24	14	218	109.0	123

# MINNESOTA TIMBERWOLVES

600 Hennepin Ave. Suite 300 • Minneapolis, MN 55403  
(612) 673-1600 • www.timberwolves.com



Tom Thibodeau

Owner ..... Glen Taylor  
Chief Executive Officer ..... Ethan Casson  
President ..... Chris Wright  
President of Basketball Operations/Head Coach ..... Tom Thibodeau  
General Manager ..... Scott Layden  
Assistant General Manager ..... Noah Croom  
Assistant Coaches ..... Andy Greer, Ryan Saunders, Rick Brunson  
Vice President of Basketball Operations ..... Rob Babcock  
Director of Medical Operations/Head Athletic Trainer ..... Gregg Farnam  
Head Strength and Conditioning Coach/Assistant Athletic Trainer ..... Dave Curren  
Communications ..... Brad Ruitter, Aaron Seehusen, Dan Bell, Alex King  
Home Court ..... Target Center (19,356, built in 1990)  
Radio ..... WCCO (830 AM); Alan Horton  
Television ..... Fox Sports North; Dave Benz, Jim Petersen



## 2016-17 SCHEDULE VS. TIMBERWOLVES

12/6	Tuesday	7:00 p.m.	at Minnesota
1/17	Tuesday	7:30 p.m.	in San Antonio
3/4	Saturday	8:00 p.m.	in San Antonio
3/21	Tuesday	8:30 p.m.	at Minnesota

## 2015-16 RESULTS VS. TIMBERWOLVES

12/23	108-83	Spurs at Minnesota
12/28	101-95	Spurs in San Antonio
3/8	116-91	Spurs at Minnesota

## ALL-TIME RESULTS

89-90:	SA 4-1	03-04:	Tied 2-2
90-91:	SA 4-0	04-05:	SA 2-1
91-92:	SA 6-0	05-06:	SA 4-0
92-93:	SA 4-1	06-07:	SA 2-1
93-94:	SA 4-1	07-08:	SA 4-0
94-95:	SA 5-0	08-09:	SA 4-0
95-96:	SA 3-1	09-10:	SA 3-0
96-97:	MIN 4-0	10-11:	SA 4-0
97-98:	SA 3-1	11-12:	MIN 2-1
98-99:	Tied 2-2	12-13:	Tied 2-2
99-00:	MIN 3-1	13-14:	SA 2-1
00-01:	SA 3-1	14-15:	SA 4-0
01-02:	Tied 2-2	15-16:	SA 3-0
02-03:	Tied 2-2	<b>TOTALS:</b>	<b>SA 80-28</b>

## SPURS-WOLVES SERIES NOTES

**OVERALL RECORD:** 80-28 **HOME:** 45-9 **ROAD:** 35-19 **OT:** 2-3  
**CURRENT STREAK:** Won 7 **HOME W:** 4 **ROAD W:** 4  
**SPURS BIGGEST WIN:** 36, 122-84 on 12/30/95 in San Antonio  
**SPURS BIGGEST LOSS:** 24, 107-83 on 3/12/13 in Minnesota  
**SPURS LAST WIN AT HOME:** 101-95 on 4/28/16  
**SPURS LAST LOSS AT HOME:** 108-95 on 4/17/13  
**SPURS LAST WIN ON THE ROAD:** 116-91 on 3/8/16  
**SPURS LAST LOSS ON THE ROAD:** 110-91 on 4/8/14

## DID YOU KNOW?

Tony Parker holds the record for most points in Target Center history when he dropped 55 points on the Timberwolves on 11/5/08 in a double-overtime win ... David Robinson is second on the list with a 50-point game he laid on Minnesota on 2/24/94 ... Robinson is third on Minnesota's all-time opponent scoring list with 1,233 points ... he is also the Timberwolves first opponent to record a triple-double - with 24 points, 12 rebounds and 12 blocks - on 2/23/90 ... on 2/6/99 the Spurs set a Minnesota opponents record for most rebounds in a non-overtime game with 64 ... a stingy Spurs defense led to two Minnesota playoff-low fouls for points: San Antonio held the Timberwolves to 69 points on 4/23/01 and to 28 points in the first half on 5/13/99 ... Minnesota guard Zach LaVine and San Antonio guard-forward Kyle Anderson were teammates for one season at UCLA in 2013-14 ... Anderson and Timberwolves forward Shabazz Muhammad were teammates at UCLA in 2012-13.

## 2015-16 SEASON SERIES (3-0) SAN ANTONIO SPURS VS. MINNESOTA

PLAYER	G-GS	MIN	FG-FGA	PCT	3FG-FGA	PCT	FT-FTA	PCT	OFF	DEF	TOT	AST	PF	DD	STL	TO	BLK	PTS	AVG	HI	
LEONARD	3-3	93	19-37	.514	4-9	.444	9-10	.900	3	19	22	7	7	0	4	1	2	51	17.0	19	
ALDRIDGE	3-3	85	18-30	.600	0-1	.000	11-13	.846	4	17	21	5	8	0	2	5	5	47	15.7	29	
WEST	3-2	80	17-25	.680	0-0	---	8-10	.800	3	8	11	4	4	0	2	2	2	42	14.0	18	
MILLER	1-1	25	5-6	.833	1-1	1.000	2-2	1.000	0	2	2	5	2	0	1	1	0	13	13.0	14	
PARKER	2-2	55	8-20	.400	2-5	.400	8-12	.667	0	6	6	13	3	0	0	4	1	26	13.0	14	
GINOBI	2-0	40	7-16	.438	5-10	.500	2-2	1.000	1	6	7	8	3	0	0	4	0	21	10.5	13	
GREEN	3-3	75	11-23	.478	4-13	.308	0-0	---	2	10	12	4	3	0	3	1	3	26	8.7	11	
MILLS	3-0	57	10-27	.370	2-15	.133	2-2	1.000	2	3	5	9	3	0	2	5	0	24	8.0	11	
ANDERSON	3-0	52	11-13	.846	0-1	.000	0-0	---	4	9	13	5	4	0	5	7	2	22	7.3	10	
MARJANOVIC	3-0	28	8-12	.667	0-0	---	5-6	.833	5	8	13	0	2	0	1	3	1	21	7.0	17	
DIAW	3-0	58	8-11	.727	0-1	.000	0-0	---	1	6	7	9	6	0	2	5	1	16	5.3	6	
BONNER	1-0	10	2-4	.500	1-3	.333	0-0	---	0	2	2	1	0	0	0	0	0	5	5.0	5	
SIMMONS	3-0	29	3-8	.375	0-0	---	3-4	.750	0	2	2	1	1	0	2	0	0	9	3.0	6	
DUNCAN	1-1	24	1-6	.167	0-0	---	0-0	---	2	3	5	5	2	0	1	2	4	2	2.0	2	
BUTLER	2-0	9	0-1	.000	0-1	.000	0-0	---	0	0	0	0	0	0	0	0	0	0	0.0	0	
SPURS	3	720	128-239	.536	19-60	.317	50-61	.820	28	101	129	77	48	0	25	43	21	325	108.3	116	
TIMBERWOLVES	3		720	105-233	.451	10-36	.278	49-68	721	21	77	98	62	63	0	22	44	8	269	89.9	9

## 2015-16 SEASON SERIES (0-3) MINNESOTA TIMBERWOLVES VS. SAN ANTONIO

PLAYER	G-GS	MIN	FG-FGA	PCT	3FG-FGA	PCT	FT-FTA	PCT	OFF	DEF	TOT	AST	PF	DD	STL	TO	BLK	PTS	AVG	HI
WIGGINS	3-3	107	19-50	.380	1-5	.200	12-21	.571	2	12	14	6	5	0	3	10	0	51	17.0	23
LAVINE	3-1	85	19-37	.514	2-8	.250	7-10	.700	1	3	4	9	4	0	2	5	0	47	15.7	17
TOWNS	3-3	101	17-36	.472	0-4	.000	5-7	.714	7	25	32	3	9	0	1	6	0	39	13.0	19
MUHAMMAD	3-0	54	10-18	.556	3-4	.750	11-12	.917	4	1	5	2	1	0	1	0	0	34	11.3	15
DIENG	3-1	79	9-25	.360	0-0	---	6-8	.750	4	11	15	5	13	0	5	10	3	24	8.0	12
GARNETT	2-2	27	6-8	.750	0-0	---	2-2	1.000	0	4	4	2	3	0	1	1	0	14	7.0	10
JONES	3-0	58	8-16	.500	2-5	.400	0-0	---	0	1	1	10	3	0	2	4	0	18	6.0	10
RUBIO	3-3	83	6-19	.316	1-5	.200	5-6	.833	2	9	11	19	11	0	4	4	0	18	6.0	9
PRINCE	2-2	50	5-8	.625	0-0	---	0-0	---	0	4	4	1	3	0	0	1	2	10	5.0	10
PAYNE	3-0	43	6-13	.462	1-2	.500	0-0	---	0	4	4	2	7	0	3	1	2	13	4.3	7
SMITH	1-0	5	0-0	.000	0-0	---	1-2	.500	1	0	1	0	2	0	0	1	0	1	1.0	1
BJELICA	2-0	21	0-2	.000	0-2	.000	0-0	---	0	1	1	3	2	0	0	0	1	0	0.0	0
RUDEZ	1-0	7	0-1	.000	0-1	.000	0-0	---	0	2	2	0	0	0	0	0	0	0	0.0	0
TIMBERWOLVES	3	720	105-233	.451	10-36	.278	49-68	.721	21	77	98	62	63	0	22	44	8	269	89.9	9
SPURS	3	720	128-239	.536	19-60	.317	50-61	.820	28	101	129	77	48	0	25	43	21	325	108.3	116

# NEW ORLEANS PELICANS

5800 Airline Drive • Metairie, LA 70003  
(504) 593-4700 • www.pelicans.com



Owner/Chairman of the Board ..... Tom Benson  
Executive Officer ..... Gayle Benson  
President ..... Dennis Lauscha  
Executive Vice President ..... Mickey Loomis  
General Manager ..... Dell Demps  
Head Coach ..... Alvin Gentry  
Assistant Coaches ..... Darren Erman, Phil Weber, Robert Pack, Fred Vinson,  
Kevin Hanson, Jamelle McMillan, Elvis Valcarcel  
Head Strength & Conditioning Coach ..... Jason Summerlin  
Head Athletic Trainer ..... Duane Brooks  
Communications ..... Greg Bensel, Matt Ryan, Will McClaran,  
Chris Trahan, Doug Miller  
Home Court ..... Smoothie King Center (16,867, built in 1999)  
Radio ..... WRNO (99.5 FM): Sean Kelley, John DeShazier  
Television ..... Fox Sports New Orleans: Joel Meyers, David Wesley, Jen Hale



Alvin Gentry

## 2016-17 SCHEDULE VS. PELICANS

10/29	Saturday	7:00 p.m.	in San Antonio
12/18	Sunday	6:00 p.m.	in San Antonio
1/27	Friday	7:00 p.m.	at New Orleans
3/3	Friday	8:30 p.m.	at New Orleans

## 2015-16 RESULTS VS. PELICANS

11/20	104-90 Pelicans at New Orleans
2/3	110-97 Spurs in San Antonio
3/3	94-86 Spurs at New Orleans
3/30	100-92 Spurs in San Antonio

## ALL-TIME RESULTS

02-03:	SA 2-0	10-11:	Tied 2-2
03-04:	Tied 1-1	11-12:	SA 4-0
04-05:	SA 4-0	12-13:	SA 3-1
05-06:	SA 3-1	13-14:	SA 4-0
06-07:	SA 4-0	14-15:	NO 3-1
07-08:	Tied 2-2	15-16:	SA 3-1
08-09:	Tied 2-2	<b>TOTALS:</b>	<b>SA 36-12</b>
09-10:	SA 4-0		

## SPURS-PELICANS SERIES NOTES

**OVERALL RECORD:** 39-13 **HOME:** 22-7 **ROAD:** 17-9 **OT:** 3-0  
**CURRENT STREAK:** Won 3 **HOME:** W 3 **ROAD:** W 1  
**SPURS BIGGEST WIN:** 35, 112-77 on 12/23/06 at Oklahoma City  
**SPURS BIGGEST LOSS:** 25, 100-75 on 3/12/08 at New Orleans  
**SPURS LAST WIN AT HOME:** 100-92 on 3/30/16  
**SPURS LAST LOSS AT HOME:** 100-99 on 11/8/14  
**SPURS LAST WIN ON THE ROAD:** 94-86 on 3/3/16  
**SPURS LAST LOSS ON THE ROAD:** 104-90 on 11/20/15

## DID YOU KNOW?

Pelicans General Manager Dell Demps spent five seasons in the Spurs front office serving as director of pro player personnel and general manager of the Austin Spurs ... Demps also played for the Spurs during the 1995-96 season ... New Orleans head coach Alvin Gentry was an assistant coach with the Spurs from 1988-90 ... Pelicans forward Alonzo Gee played five games with the Spurs during the 2010-11 season ... with a 100-92 victory over New Orleans on 3/30/16, the Spurs set the NBA record for most home wins to start a season (38) and also set the NBA record with the Golden State Warriors for most games into a season without consecutive losses (75)... Spurs vice president of basketball operations Monty Williams spent five seasons with the New Orleans Hornets/Pelicans as the team's head coach (2010-15) ... he led the team to the playoffs in 2010-11 and 2014-15.

## 2015-16 SEASON SERIES (3-1) SAN ANTONIO SPURS VS. NEW ORLEANS

PLAYER	G-GS	MIN	FG-FGA	PCT	3FG-FGA	PCT	FT-FTA	PCT	OFF DEF TOT	AST	PF-DO	STL	TO	BLK	PTS	AVG	HI			
LEONARD	4-4	133	36-68	.529	11-22	.500	11-13	.846	1	26	27	10	5	7	4	7	94	23.5	30	
ALDRIDGE	4-4	133	34-67	.507	0-0	.000	25-26	.962	6	25	31	5	9	2	4	6	93	23.3	36	
GINOBILI	2-0	46	9-18	.500	7-9	.778	1-1	1.000	0	4	4	6	5	0	4	7	0	26	13.0	20
GREEN	4-4	123	18-37	.486	11-23	.478	2-2	1.000	0	22	22	9	8	0	2	4	4	49	12.3	16
MILLS	4-0	93	12-26	.462	8-15	.533	2-2	1.000	1	7	8	16	4	0	8	6	2	34	8.5	11
WEST	3-1	52	10-19	.526	0-0	---	4-5	.800	2	10	12	5	3	0	3	4	24	8.0	14	
DUNCAN	3-3	68	7-22	.318	0-0	---	7-8	.875	3	11	14	5	4	0	1	6	21	7.0	8	
PARKER	4-4	112	7-21	.333	0-1	.000	4-6	.667	0	12	12	24	8	0	2	7	0	18	4.5	10
DIAW	4-0	55	6-15	.400	1-1	1.000	1-2	.500	2	5	7	8	1	0	2	0	14	3.5	9	
MARJANOVIC	2-0	12	3-3	1.000	0-0	---	0-0	---	3	0	3	0	3	0	0	3	0	6	3.0	4
BONNER	1-0	6	1-1	1.000	0-0	---	0-0	---	0	0	0	0	0	0	0	0	2	2.0	2	
BUTLER	3-0	29	3-7	.429	0-2	.000	0-0	---	1	4	5	2	1	0	1	2	6	2.0	2	
MARTIN	1-0	14	1-3	.333	0-0	---	0-0	---	0	0	3	1	0	0	0	0	2	2.0	2	
ANDERSON	4-0	57	1-10	.100	0-3	.000	3-6	.500	1	13	14	9	6	0	2	2	3	5	1.3	2
MILLER	1-0	4	0-1	.000	0-0	---	0-0	---	0	1	1	0	0	0	0	0	0	0	0	0
MCCALLUM	2-0	7	0-1	.000	0-0	---	0-0	---	0	2	2	0	1	0	0	0	0	0	0	0
SIMMONS	3-0	15	0-2	.000	0-0	---	0-0	---	0	1	1	2	1	0	0	1	0	0	0	0
SPURS	4	960	148-321	.461	38-77	.494	60-71	.845	20	146	166	102	59-0	29	47	34	394	98.5	110	
PELICANS	4	960	152-347	.438	27-82	.329	48-57	.842	36	147	183	97	70-0	27	57	11	379	94.8	104	

## 2015-16 SEASON SERIES (1-3) NEW ORLEANS PELICANS VS. SAN ANTONIO

PLAYER	G-GS	MIN	FG-FGA	PCT	3FG-FGA	PCT	FT-FTA	PCT	OFF DEF TOT	AST	PF-DO	STL	TO	BLK	PTS	AVG	HI			
DAVIS	3-3	112	27-57	.474	0-3	.000	11-12	.917	6	35	41	8	4	0	6	7	8	65	21.7	28
GORDON	2-2	68	12-28	.429	4-9	.444	6-6	1.000	0	6	6	6	1	0	2	1	0	34	17.0	23
SMITH	1-0	31	7-10	.700	1-2	.500	2-2	1.000	0	4	4	13	3	0	2	0	0	17	17.0	17
ANDERSON	3-0	77	19-40	.475	7-16	.438	3-3	1.000	4	17	21	0	4	0	3	0	4	48	16.0	30
HAMILTON	1-1	31	6-15	.400	1-5	.200	1-2	.500	1	4	5	4	2	0	1	2	0	14	14.0	14
HOLIDAY	3-1	82	16-45	.356	1-10	.100	9-9	1.000	3	7	10	19	7	0	4	5	1	42	14.0	20
COLE	2-2	63	12-30	.400	1-4	.250	0-0	---	0	7	7	14	5	0	3	5	0	25	12.5	14
AJINCA	3-1	50	12-25	.480	0-0	---	6-7	.857	3	10	13	0	9	0	1	4	0	30	10.0	18
DEJEAN-JONES	1-1	23	3-7	.429	2-5	.400	0-0	---	0	3	3	1	3	0	1	3	0	8	8.0	8
ENNIS	1-0	24	4-9	.444	3-4	.750	2-2	1.000	3	2	5	4	2	0	1	0	1	13	13.0	13
BABBITT	2-0	36	5-11	.455	1-3	.333	2-3	.667	0	5	5	4	3	0	3	1	0	13	6.5	10
CUNNINGHAM	4-2	113	10-24	.417	1-9	.111	2-2	1.000	4	4	11	6	6	0	1	0	3	23	5.8	10
FRAZIER	1-0	25	4-8	.500	0-0	---	3-4	.750	1	2	3	7	2	0	2	0	0	11	11.0	11
DOUGLAS	4-1	71	6-21	.286	5-11	.455	0-0	---	2	6	8	7	5	0	4	1	0	17	4.3	12
ASIK	3-3	57	4-7	.571	0-0	---	1-5	.200	5	22	27	0	4	0	2	0	9	3.0	6	
GEE	3-2	51	3-7	.429	0-1	.000	0-0	---	3	3	6	0	5	0	2	2	1	6	2.0	4
PERKINS	2-1	45	2-3	.667	0-0	---	0-0	---	1	7	8	4	5	0	6	0	4	2.0	2	
STOKES	1-0	3	0-0	---	0-0	---	1-2	.500	0	0	0	0	1	0	0	0	1	1.0	1	
PELICANS	4	960	152-347	.438	27-82	.329	48-57	.842	36	147	183	97	70-0	27	57	11	379	94.8	104	
SPURS	4	960	148-321	.461	38-77	.494	60-71	.845	20	146	166	102	59-0	29	47	34	394	98.5	110	

# NEW YORK KNICKS



Jeff Hornacek

Two Pennsylvania Plaza • New York, NY 10121-0091  
(212) 465-6471 • www.knicks.com

Executive Chairman, The Madison Square Garden Company . . . . . James L. Dolan  
President . . . . . Phil Jackson  
Head Coach . . . . . Jeff Hornacek  
Associate Head Coach . . . . . Kurt Rambis  
Assistant Coaches . . . . . Howard Eisley, Corey Gaines, Joshua Longstaff, Jerry Sichting  
Head Athletic Trainer . . . . . Roger Hinds  
Media Relations . . . . . Jonathan Supranowitz, Gregg Schwartz,  
Derek Lapinski, Shakeemah Simmons  
Home Court . . . . . Madison Square Garden (19,763, built in 1968)  
Radio . . . . . ESPN Radio (98.7 FM): Mike Crispino, Brenden Brown  
Television . . . . . MSG Network: Mike Breen, Waltrazier



## 2016-17 SCHEDULE VS. KNICKS

2/12 Sunday 2:30 p.m. at New York  
3/25 Saturday 7:30 p.m. in San Antonio

## 2015-16 RESULTS VS. KNICKS

11/2 94-84 Spurs at New York  
1/8 100-99 Spurs in San Antonio

## ALL-TIME RESULTS

76-77:	SA 3-1	97-98:	SA 2-0
77-78:	Tied 2-2	98-99:	DNP
78-79:	SA 3-1	99-00:	Tied 1-1
79-80:	NY 4-2	00-01:	NY 2-0
80-81:	SA 2-0	01-02:	SA 2-0
81-82:	SA 2-0	02-03:	SA 2-0
82-83:	NY 2-0	03-04:	SA 2-0
83-84:	NY 2-0	04-05:	Tied 1-1
84-85:	Tied 1-1	05-06:	SA 2-0
85-86:	Tied 1-1	06-07:	SA 2-0
86-87:	Tied 1-1	07-08:	SA 2-0
87-88:	Tied 1-1	08-09:	Tied 1-1
88-89:	Tied 1-1	09-10:	SA 2-0
89-90:	Tied 1-1	10-11:	Tied 1-1
90-91:	Tied 1-1	11-12:	SA 1-0
91-92:	SA 2-0	12-13:	NY 2-0
92-93:	NY 2-0	13-14:	Tied 1-1
93-94:	Tied 1-1	14-15:	Tied 1-1
94-95:	Tied 1-1	15-16:	SA 2-0
95-96:	Tied 1-1	<b>TOTALS:</b>	<b>SA 49-38</b>
96-97:	NY 2-0		

## SPURS-KNICKS SERIES NOTES

**OVERALL RECORD:** 49-38 **HOME:** 33-11 **ROAD:** 16-27 **OT:** 3-5  
**CURRENT STREAK:** Won 2 **HOME:** W 2 **ROAD:** W 1  
**SPURS BIGGEST WIN:** 31, 120-89 on 11/10/13 at New York  
**SPURS BIGGEST LOSS:** 22, 104-82 on 1/15/01 at New York  
**SPURS LAST WIN AT HOME:** 100-99 on 1/8/16  
**SPURS LAST LOSS AT HOME:** 105-101 on 1/2/14  
**SPURS LAST WIN ON THE ROAD:** 94-84 on 11/2/15  
**SPURS LAST LOSS ON THE ROAD:** 104-100 (OT) on 3/17/15

## DID YOU KNOW?

The Spurs beat the Knicks 4-1 in the 1999 NBA Finals to claim the first NBA Championship in franchise history ... Tim Duncan was the Finals MVP, averaging 27.4 points and 14.0 rebounds in the five game series ... Duncan passed John Stockton as the NBA leader in most wins with one team when the Spurs defeated the Knicks 94-84 at Madison Square Garden on 11/2/16 ... the 39,554 fans that packed the Alamodome to see the Spurs defeat the Knicks 80-67 in Game 2 of the NBA Finals on 6/18/99 was the largest crowd to ever see a Spurs game in the Dome and the second-largest crowd to ever witness an NBA Finals game ... Spurs assistant coach Ime Udoka spent the 2005-06 season with the Knicks, averaging 2.8 points and 2.1 rebounds in 8 games ... David Lee spent five seasons with the Knicks after being drafted 30th overall in the first round of the 2005 NBA Draft by New York ... Lee and New York's Joakim Noah were teammates in college at the University of Florida during the 2004-05 season ... Noah and teammate Derrick Rose played with Spurs center Pau Gasol during his two seasons with the Chicago Bulls (2014-16).

## 2015-16 SEASON SERIES (2-0) SAN ANTONIO SPURS VS. NEW YORK

PLAYER	G-GS	MIN	FG-FGA	PCT	3FG-FGA	PCT	FT-FTA	PCT	OFF	DEF	TOT	AST	PF-DQ	STL	TO	BLK	PTS	AVG	HI
LEONARD	2-2	73	16-35	.457	1-6	.167	4-5	.800	6	20	26	1	5-0	4	3	6	37	18.5	19
ALDRIDGE	2-2	66	16-32	.500	0-0	---	3-4	.750	5	10	15	2	2-0	0	4	0	35	17.5	19
PARKER	2-2	62	14-28	.500	0-2	.000	4-4	1.000	0	6	6	11	1-0	0	1	0	32	16.0	16
DUNCAN	2-2	56	9-15	.600	0-0	---	5-8	.625	2	13	15	7	5-0	2	3	2	23	11.5	16
GINOBILI	2-0	39	9-17	.529	3-7	.429	2-2	1.000	1	4	5	6	2-0	0	2	1	23	11.5	16
DIAW	2-0	38	5-12	.417	1-2	.500	3-4	.750	1	7	8	2	3-0	0	0	0	14	7.0	8
GREEN	2-2	62	5-15	.333	2-5	.400	0-0	---	2	7	9	4	5-0	2	3	4	12	6.0	8
WEST	2-0	24	3-7	.429	0-0	---	2-2	1.000	3	3	6	5	3-0	1	1	3	8	4.0	6
WILLS	2-0	41	2-7	.286	1-4	.250	2-2	1.000	0	2	2	5	2-0	2	1	0	7	3.5	5
SIMMONS	0-0	9	1-2	.500	0-0	---	0-1	.000	0	1	1	0	0-0	0	0	0	2	2.0	2
MARJANOVIC	0-0	1	0-0	---	0-0	---	1-2	.500	0	0	0	0	0-0	0	0	0	1	1.0	1
ANDERSON	1-0	6	0-1	.000	0-0	---	0-0	---	0	1	1	1	0-0	0	0	0	0	0.0	0
BUTLER	1-0	1	0-0	---	0-0	---	0-0	---	0	0	0	0	0-0	0	0	0	0	0.0	0
MCCALLUM	1-0	1	0-1	.000	0-0	---	0-0	---	0	0	0	0	0-0	0	0	0	0	0.0	0
SPURS	2	480	80-172	.465	8-26	.308	26-34	.765	20	74	94	44	28-0	11	22	16	194	97.0	100
KNICKS	2	480	70-180	.389	13-34	.382	30-38	.789	27	66	93	36	32-0	9	19	7	183	91.5	99

## 2015-16 SEASON SERIES (0-2) NEW YORK KNICKS VS. SAN ANTONIO

PLAYER	G-GS	MIN	FG-FGA	PCT	3FG-FGA	PCT	FT-FTA	PCT	OFF	DEF	TOT	AST	PF-DQ	STL	TO	BLK	PTS	AVG	HI
PORZINGIS	2-2	58	16-36	.444	4-12	.333	5-6	.833	10	15	25	1	7-0	4	5	2	41	20.5	28
ANTHONY	2-2	75	9-32	.281	3-6	.500	18-22	.818	8	11	19	5	6-0	1	1	2	39	19.5	20
LOPEZ	2-2	67	11-25	.440	0-0	---	0-0	---	1	7	8	7	2-0	1	1	0	22	11.0	12
GRANT	2-0	38	7-12	.583	0-1	.000	4-5	.800	0	6	6	5	3-0	0	1	0	18	9.0	12
GALLOWAY	1-0	5	1-4	.250	0-1	.000	2-2	1.000	2	8	10	3	3-0	1	1	0	17	8.5	11
AFFLALO	1-1	40	3-8	.375	2-3	.667	0-0	---	1	3	4	4	2-0	0	0	1	8	8.0	8
THOMAS	2-0	29	5-13	.385	2-3	.667	0-0	---	1	0	1	0	2-0	0	1	1	12	6.0	10
CALDERON	2-2	55	4-14	.286	2-3	.667	0-0	---	0	3	3	7	3-0	1	4	0	10	5.0	6
O'QUINN	2-0	20	3-6	.500	0-0	---	0-0	---	2	3	5	1	3-0	1	0	0	6	3.0	6
WILLIAMS	2-0	21	3-10	.300	0-3	.000	0-0	---	0	5	5	0	0-0	2	1	0	6	3.0	6
SERAPHIN	1-0	5	1-3	.333	0-0	---	0-0	---	0	2	2	0	1-0	0	0	0	2	2.0	2
VUJACIC	1-1	20	1-7	.143	0-2	.000	0-0	---	2	2	4	3	0-0	0	2	0	2	2.0	2
EARLY	1-0	1	0-0	---	0-0	---	0-0	---	0	1	1	0	0-0	0	0	0	0	0.0	0
KNICKS	2	480	70-180	.389	13-34	.382	30-38	.789	27	66	93	36	32-0	9	19	7	183	91.5	99
SPURS	2	480	80-172	.465	8-26	.308	26-34	.765	20	74	94	44	28-0	11	22	16	194	97.0	100



# OKLAHOMA CITY THUNDER

208 Thunder Dr. • Oklahoma City, OK 73102  
(405) 208-4800 • www.okcthunder.com



Chairman ..... Clayton I. Bennett  
Executive Vice President and General Manager ..... Sam Presti  
Assistant General Manager/Vice President ..... Troy Weaver  
Assistant General Manager/ Legal and Administration ..... Michael Winger  
Head Coach ..... Billy Donovan  
Assistant Coaches ..... Mark Bryant, Vin Bhavnani, Maurice Cheeks,  
..... Anthony Grant, Adrian Griffin, Royal Ivey, Darko Rajakovic  
Quality Control Coach ..... Billy Schmidt  
Head Athletic Trainer ..... Joe Sharpe  
Athletic Performance Coordinator ..... David Howarth  
Director of Basketball Communications ..... Matt Tumbleson  
Home Court ..... Chesapeake Energy Arena (18,203, built in 1995)  
Radio ..... WWLS (98.1 FM/640 AM); Matt Pinto  
Spanish Radio ..... WKY (930 AM); Eleno Ornales  
Television ..... Fox Sports Oklahoma: Brian Davis, Michael Cage, Lesley McCaslin



Billy Donovan

## 2016-17 SCHEDULE VS. THUNDER

1/31 Tuesday 7:30 p.m. in San Antonio  
3/9 Thursday 7:00 p.m. at Oklahoma City  
3/31 Friday 8:30 p.m. at Oklahoma City

## 2015-16 RESULTS VS. THUNDER

10/28 112-106 Thunder at Oklahoma City  
3/12 93-85 Spurs in San Antonio  
3/26 111-92 Thunder at Oklahoma City  
4/12 102-98 (OT) Spurs in San Antonio

## ALL-TIME RESULTS

76-77:	SA 3-1	97-98:	Tied 2-2
77-78:	Tied 2-2	98-99:	SA 2-1
78-79:	Tied 2-2	99-00:	Tied 2-2
79-80:	Tied 1-1	00-01:	SA 3-1
80-81:	SA 3-2	01-02:	Tied 2-2
81-82:	SA 4-1	02-03:	SA 3-1
82-83:	SEA 4-1	03-04:	SA 4-0
83-84:	SEA 3-2	04-05:	Tied 2-2
84-85:	SA 4-1	05-06:	SA 2-1
85-86:	SEA 3-2	06-07:	SA 4-0
86-87:	SEA 4-1	07-08:	SA 2-1
87-88:	SA 3-2	08-09:	Tied 2-2
88-89:	SEA 4-0	09-10:	SA 3-1
89-90:	SA 3-1	10-11:	SA 3-0
90-91:	SA 3-1	11-12:	SA 2-1
91-92:	SA 3-1	12-13:	Tied 2-2
92-93:	SA 3-1	13-14:	OKC 4-0
93-94:	SEA 4-0	14-15:	SA 2-1
94-95:	Tied 2-2	15-16:	Tied 2-2
95-96:	Tied 2-2	<b>TOTAL:</b>	<b>SA 87-72</b>
96-97:	SEA 4-0		

## SPURS-THUNDER SERIES NOTES

**OVERALL RECORD:** 88-72 **HOME:** 58-23 **ROAD:** 30-49 **OT:** 7-2  
**CURRENT STREAK:** Won 1 **HOME:** W 3 **ROAD:** L 2  
**SPURS BIGGEST WIN:** 41, 120-79 on 3/25/07 at Seattle  
**SPURS BIGGEST LOSS:** 38, 105-67 on 4/18/01 at Seattle  
**SPURS LAST WIN AT HOME:** 102-98 (OT) on 4/12/16  
**SPURS LAST LOSS AT HOME:** 114-106 on 12/25/14  
**SPURS LAST WIN ON THE ROAD:** 113-88 on 4/7/15  
**SPURS LAST LOSS ON THE ROAD:** 111-92 on 3/26/16

## DID YOU KNOW?

Oklahoma City general manager Sam Presti was a member of the Spurs front office from 2000-07, ascending to assistant general manager ...  
Spurs vice president of basketball operations Monty Williams served as an assistant coach with the Thunder during the 2015-16 season ... Thunder assistant coach Mark Bryant spent the 2001-02 season in San Antonio where he averaged 1.9 points in 30 games ... the Thunder were the first road team to score 100+ points in the Alamodome when they defeated the Spurs 109-107 on 12/8/93 ... it was also the first overtime game in the Alamodome ... before the victory, the Thunder had lost eight straight in San Antonio ... the Spurs trio of Tim Duncan, Tony Parker and Manu Ginobili became the all-time winningest trio in NBA playoff history with 111 wins after a 112-77 win over the Thunder in Game 2 of the 2014 Western Conference Finals ... Duncan, Parker and Ginobili also set a new record for most games played by a trio in NBA history by playing their 730th career game together in Oklahoma City on 4/7/15.

## 2015-16 SEASON SERIES (2-2) SAN ANTONIO SPURS VS. OKLAHOMA CITY

PLAYER	G-GS	MIN	FG-FGA	PCT	3FG-FGA	PCT	FT-FTA	PCT	OFF DEF TOT	AST	PF-DO	STL	TO	BLK	PTS	AVG	HI
LEONARD	3-3	112	33-66	.500	3-14	.214	15-18	.833	4 16 20	8	7-0	8	8	5	84	28.0	32
ALDRIDGE	3-3	89	15-31	.484	0-1	.000	13-16	.813	5 14 19	4	5-0	0	4	3	43	14.3	24
PARKER	3-3	91	13-29	.448	0-1	.000	8-11	.727	1 5 6	10	7-0	3	5	0	34	11.3	20
MARJANOVIC	2-1	49	9-17	.529	0-0	---	4-5	.800	6 8 14	1	1-0	1	4	3	22	11.0	13
DUNCAN	3-3	83	13-29	.448	0-0	---	5-8	.625	10 11 21	4	7-0	4	2	4	21	10.3	12
WEST	4-0	99	18-44	.409	0-0	---	5-5	1.000	10 9 19	4	10-0	2	3	3	41	10.3	17
SIMMONS	2-0	35	8-13	.615	1-2	.500	2-4	.500	0 1 1	1	3-0	1	0	0	19	9.5	17
DIAW	3-1	56	10-14	.714	1-4	.250	2-2	1.000	1 3 4	9	4-0	2	2	3	23	7.7	11
MILLS	4-1	89	9-25	.321	6-15	.400	6-8	.750	2 11 13	8	0-0	1	2	0	30	7.5	13
GINOBLI	2-0	35	5-11	.455	1-3	.333	2-2	1.000	0 0 0	7	3-0	5	0	0	13	6.5	11
MILLER	1-0	19	4-7	.571	0-0	---	3-3	1.000	2 6 8	2	3-0	1	3	0	11	11.0	11
ANDERSON	4-1	73	7-18	.389	1-2	.500	2-2	1.000	1 12 13	3	2-0	7	3	0	17	4.3	7
GREEN	4-4	108	6-29	.207	3-22	.136	2-2	1.000	2 16 18	6	11-0	5	3	1	17	4.3	6
MARTIN	3-0	37	2-13	.154	1-4	.250	1-1	1.000	0 0 0	0	0	0	1	0	6	2.0	3
BONNER	1-0	12	1-2	.500	---	---	---	---	0 0 0	1	1-0	0	1	0	2	2.0	2
SPURS	4	985	153-351	.436	17-68	.250	70-87	.805	44 112 156	68	74-0	43	49	23	393	98.3	106
THUNDER	4	985	152-339	.448	22-82	.268	80-90	.889	60 143 203	76	83-0	27	76	16	406	101.5	112

## 2015-16 SEASON SERIES (2-2) OKLAHOMA CITY THUNDER VS. SAN ANTONIO

PLAYER	G-GS	MIN	FG-FGA	PCT	3FG-FGA	PCT	FT-FTA	PCT	OFF DEF TOT	AST	PF-DO	STL	TO	BLK	PTS	AVG	HI
DURANT	3-3	103	30-64	.469	7-18	.389	14-14	1.000	1 19 20	11	9-1	9	1	81	27.0	31	
WESTBROOK	3-3	110	27-57	.474	4-12	.333	23-26	.885	6 8 14	25	7-0	5	16	0	81	27.0	33
KANTER	4-0	112	24-43	.558	1-3	.333	14-15	.933	21 38 59	0	6-0	2	6	1	63	15.8	20
IBAKA	3-3	106	14-34	.412	1-8	.125	3-4	.750	4 21 25	2	4-0	3	6	6	32	10.7	15
ADAMS	4-4	115	19-25	.760	0-0	---	4-5	.800	14 13 27	2	16-0	1	7	3	42	10.5	17
PAYNE	2-1	53	8-25	.320	1-9	.111	0-0	---	1 4 5	10	7-0	2	7	0	17	8.5	17
WAITERS	3-1	81	9-34	.265	1-9	.111	6-7	.857	2 7 9	6	5-0	1	9	1	25	8.3	17
AUGUSTIN	1-0	13	2-5	.400	0-0	---	4-4	1.000	0 1 1	4	1-0	3	1	0	8	8.0	8
MORROW	3-0	43	4-13	.308	3-7	.429	5-5	1.000	0 0 0	0	2-0	1	0	0	16	5.3	8
FOYE	3-0	54	4-17	.235	0-6	.000	6-6	1.000	1 5 6	5	3-0	1	6	0	14	4.7	8
ROBERSON	4-4	109	7-8	.875	3-4	.750	1-4	.250	5 15 20	5	6-0	5	0	4	18	4.5	6
COLLISON	3-1	48	3-5	.600	0-0	---	0-0	---	3 10 13	6	10-0	1	8	0	6	2.0	6
SINGLER	3-0	33	1-7	.143	1-5	.200	0-0	---	2 1 3	0	7-0	1	1	0	3	1.0	3
HUESTIS	1-0	5	0-2	.000	0-1	.000	0-0	---	0 1 1	0	0-0	0	0	0	0	0.0	0
THUNDER	4	985	152-339	.448	22-82	.268	80-90	.889	60 143 203	76	83-0	27	76	16	406	101.5	112
SPURS	4	985	153-351	.436	17-68	.250	70-87	.805	44 112 156	68	74-0	43	49	23	393	98.3	106

# ORLANDO MAGIC

8701 Maitland Summit Blvd. • Orlando, FL 32810  
(407) 916-2400 • www.orlandomagic.com



Frank Vogel

Senior Chairman ..... Rich DeVos  
Chairman ..... Dan DeVos  
General Manager ..... Rob Hennigan  
VP/Assistant General Manager ..... Scott Perry  
Assistant General Manager ..... Matt Lloyd  
Head Coach ..... Frank Vogel  
Assistant Coaches ..... Chad Forcier, Corliss Williamson, David Adelman  
Assistant Coach/Player Development ..... Jay Hernandez  
Head Athletic Trainer ..... Keon Weise  
Strength and Conditioning Coach ..... Bill Burgos  
Communications: Joel Glass, George Galante, Trish Wingerson, Melanie Curtisinger  
Home Court ..... Amway Center (18,846, built in 2010)  
Radio ..... ESPN 580 Orlando (AM 580): Dennis Neumann, Richie Adubato  
Spanish Radio ..... Salsa (98.1 FM): Joey Colon  
Television ..... FOX Sports Florida: David Steele, Jeff Turner



## 2016-17 SCHEDULE VS. MAGIC

11/29 Tuesday 7:30 p.m. in San Antonio  
2/15 Wednesday 6:00 p.m. at Orlando

## 2015-16 RESULTS VS. MAGIC

2/1 107-92 Spurs in San Antonio  
2/10 98-96 Spurs at Orlando

## ALL-TIME RESULTS

89-90:	Tied 1-1	03-04:	SA 2-0
90-91:	SA 3-1	04-05:	Tied 1-1
91-92:	Tied 1-1	05-06:	Tied 1-1
92-93:	SA 2-0	06-07:	Tied 1-1
93-94:	SA 2-0	07-08:	SA 2-0
94-95:	Tied 1-1	08-09:	ORL 2-0
95-96:	Tied 1-1	09-10:	Tied 1-1
96-97:	Tied 1-1	10-11:	Tied 1-1
97-98:	SA 2-0	11-12:	SA 2-0
98-99:	SA 1-0	12-13:	SA 2-0
99-00:	Tied 1-1	13-14:	SA 2-0
00-01:	Tied 1-1	14-15:	SA 2-0
01-02:	SA 2-0	15-16:	SA 2-0
02-03:	SA 2-0	<b>TOTALS:</b>	<b>SA 40-15</b>

## SPURS-MAGIC SERIES NOTES

**OVERALL RECORD:** 40-15 HOME: 24-4 ROAD: 16-11 OT: 2-1  
**CURRENT STREAK:** Won 10 HOME: W 7 ROAD: W 5  
**SPURS BIGGEST WIN:** 35, 127-92 on 1/8/00 in San Antonio  
**SPURS BIGGEST LOSS:** 26, 110-84 on 3/17/10 at Orlando  
**SPURS LAST WIN AT HOME:** 107-92 on 2/1/16  
**SPURS LAST LOSS AT HOME:** 105-98 on 1/11/09  
**SPURS LAST WIN ON THE ROAD:** 98-96 on 2/10/16  
**SPURS LAST LOSS ON THE ROAD:** 123-101 on 12/23/10

## DID YOU KNOW?

Spurs assistant coach James Borrego was an assistant coach for the Orlando Magic from 2012-15 ... Borrego ended his final season in Orlando as the team's interim head coach after the team fired former head coach Jacque Vaughn on 2/5/15 ... prior to sweeping the season series 2-0 in 2008-09, the Magic had never won a season series against the Spurs ... Magic guard Evan Fournier and Spurs guard Tony Parker are members of the France National Team ... Spurs Center Dewayne Dedmon spent three seasons with the Orlando Magic (2013-16) averaging 4.0 points and 4.5 rebounds in 133 games ... Orlando assistant coach Chad Forcier spent nine seasons with the San Antonio Spurs (2007-16) as an assistant coach under Gregg Popovich.

## 2015-16 SEASON SERIES (2-0) SAN ANTONIO SPURS VS. ORLANDO

PLAYER	G-GS	MIN	FG-FGA	PCT	3FG-FGA	PCT	FT-FTA	PCT	OFF	DEF	TOT	AST	PF	DO	STL	TO	BLK	PTS	AVG	HI
ALDRIDGE	2-2	64	17-29	.586	0-0	---	15-17	.882	3	8	11	2	3-0	0	2	7	49	24.5	28	
LEONARD	2-2	59	16-30	.533	5-10	.500	2-2	1.000	1	11	12	4	3-0	3	4	3	39	19.5	29	
MILLS	2-0	51	16-24	.667	6-9	.667	1-2	.500	4	6	10	12	3-0	3	2	1	39	19.5	22	
GINOBILI	1-0	17	4-8	.500	1-4	.250	4-4	1.000	1	1	2	2	0-0	2	0	0	13	13.0	13	
GREEN	2-2	60	7-20	.350	4-15	.267	2-2	1.000	1	10	11	4	6-0	1	4	1	20	10.0	12	
ANDERSON	2-0	41	4-11	.364	1-2	.500	2-2	1.000	0	5	5	8	1-0	2	2	1	11	5.5	9	
DUNCAN	1-1	18	2-9	.222	0-0	---	1-1	1.000	2	5	7	5	1-0	0	1	3	5	5.0	5	
WEST	2-0	29	5-9	.556	0-0	---	0-0	---	1	4	5	1	5-0	0	4	1	10	5.0	6	
DIAW	2-1	35	3-8	.375	0-1	.000	0-0	---	2	7	9	4	0-0	1	1	0	6	3.0	4	
PARKER	1-1	25	1-4	.250	0-0	---	1-2	.500	1	2	3	6	1-0	0	3	0	3	3.0	3	
MCCALLUM	2-1	28	1-5	.200	0-2	.000	2-2	1.000	0	5	5	2	1-0	0	1	1	4	2.0	4	
SIMMONS	2-2	33	2-9	.222	0-1	.000	0-0	---	0	1	1	4	0-0	0	2	0	4	2.0	4	
MARJANOVIC	2-0	6	0-0	---	0-0	---	2-2	1.000	0	0	0	0	0-0	0	0	1	2	1.0	2	
BUTLER	2-0	14	0-1	.000	0-0	---	0-0	---	0	5	5	0	0-0	0	0	2	0	0.0	0	
SPURS	2	480	78-167	.467	17-44	.386	32-36	.889	16	70	86	51	28-0	12	27	21	205	102.5	107	
MAGIC	2	480	76-187	.406	13-37	.351	23-27	.852	32	69	101	45	37-0	16	31	13	188	94.0	96	

## 2015-16 SEASON SERIES (0-2) ORLANDO MAGIC VS. SAN ANTONIO

PLAYER	G-GS	MIN	FG-FGA	PCT	3FG-FGA	PCT	FT-FTA	PCT	OFF	DEF	TOT	AST	PF	DO	STL	TO	BLK	PTS	AVG	HI
VUCEVIC	2-2	69	18-42	.429	0-0	---	4-4	1.000	9	14	23	8	8-0	2	3	3	40	20.0	20	
FOURNIER	2-1	60	12-25	.480	4-7	.571	5-5	1.000	1	2	3	5	4-0	0	4	0	33	16.5	28	
OLADIPPO	2-2	74	12-30	.400	3-8	.375	6-6	1.000	0	6	6	8	4-0	7	8	0	33	16.5	19	
T. HARRIS	1-1	25	5-9	.556	1-3	.333	0-0	---	1	3	4	0	2-0	0	3	0	11	11.0	11	
PAYTON	2-2	74	8-23	.348	0-2	.000	3-5	.600	4	7	11	15	5-0	1	3	3	19	9.5	13	
A. GORDON	2-2	62	7-18	.389	0-3	.000	2-3	.667	7	23	30	3	2-0	1	3	3	16	8.0	12	
HEZONJA	2-0	44	6-14	.429	2-6	.333	2-2	1.000	0	2	2	2	6-0	3	4	1	16	8.0	12	
FRYE	1-0	17	3-7	.429	1-4	.250	0-0	---	1	5	6	0	3-0	1	0	7	7.0	7		
SMITH	1-0	11	1-4	.250	0-0	---	1-2	.500	2	1	3	0	0-0	0	0	2	3	3.0	3	
DEDMON	2-0	13	2-7	.286	0-0	---	0-0	---	6	3	9	2	1-0	0	1	4	2.0	2		
NAPIER	2-0	9	1-3	.333	1-2	.500	0-0	---	0	1	1	1	0-0	0	0	0	3	1.5	3	
NICHOLSON	2-0	20	1-5	.200	1-2	.500	0-0	---	1	2	3	1	2-0	0	1	2	3	1.5	3	
APPLING	1-0	3	0-0	---	0-0	---	0-0	---	0	0	0	0	0-0	0	0	0	0	0.0	0	
MAGIC	2	480	76-187	.406	13-37	.351	23-27	.852	32	69	101	45	37-0	16	31	13	188	94.0	96	
SPURS	2	480	78-167	.467	17-44	.386	32-36	.889	16	70	86	51	28-0	12	27	21	205	102.5	107	

# PHILADELPHIA 76ERS

3 Crescent Drive, Suite 300 • Philadelphia, PA 19112  
(215) 339-7600 • www.sixers.com



Managing General Partner ..... Josh Harris  
Co-Managing General Partner ..... David Blitzer  
Chief Executive Officer ..... Scott O'Neil  
President of Basketball Operations ..... Bryan Colangelo  
Head Coach ..... Brett Brown  
Assistant Coaches ..... Jim O'Brien, Lloyd Pierce, Kevin Young, Billy Lange  
John Townsend, Todd Wright  
Dir. of Sports Performance & Research ..... Dr. David T. Martin  
Head of Performance Science/Strength & Conditioning Coach ..... Jesse Wright  
Head Athletic Trainer ..... Kevin Johnson  
Director of Public Relations ..... Michael Preston  
Home Court ..... Wells Fargo Center (20,328, built in 1996)  
Radio ..... The Fanatic (97.5 FM); Tom McGinnis  
Television ..... Comcast SportsNet, The Comcast Network; Marc Zumoff  
Alaa Abdelnaby, Molly Sullivan



Brett Brown

## 2016-17 SCHEDULE VS. SIXERS

2/2 Thursday 7:30 p.m. in San Antonio  
2/8 Wednesday 6:00 p.m. at Philadelphia

## 2015-16 RESULTS VS. SIXERS

11/14 92-83 Spurs in San Antonio  
12/7 119-68 Spurs at Philadelphia

## ALL-TIME RESULTS

76-77:	SA 3-1	97-98:	SA 2-0
77-78:	PHI 3-1	98-99:	SA 1-0
78-79:	PHI 3-1	99-00:	SA 2-0
79-80:	PHI 4-2	00-01:	Tied 1-1
80-81:	PHI 2-0	01-02:	Tied 1-1
81-82:	SA 2-0	02-03:	Tied 1-1
82-83:	Tied 1-1	03-04:	PHI 2-0
83-84:	PHI 2-0	04-05:	SA 2-0
84-85:	Tied 1-1	05-06:	Tied 1-1
85-86:	Tied 1-1	06-07:	SA 2-0
86-87:	Tied 1-1	07-08:	Tied 1-1
87-88:	Tied 1-1	08-09:	Tied 1-1
88-89:	Tied 1-1	09-10:	Tied 1-1
89-90:	SA 2-0	10-11:	Tied 1-1
90-91:	SA 2-0	11-12:	SA 2-0
91-92:	Tied 1-1	12-13:	SA 2-0
92-93:	SA 2-0	13-14:	SA 2-0
93-94:	SA 2-0	14-15:	SA 2-0
94-95:	SA 2-0	15-16:	SA 2-0
95-96:	SA 2-0	<b>TOTALS:</b>	<b>SA 55-34</b>
96-97:	Tied 1-1		

## SPURS-SIXERS SERIES NOTES

**OVERALL RECORD:** 55-34 **HOME:** 33-11 **ROAD:** 22-23 **OT:** 1-2  
**CURRENT STREAK:** Won 10 **HOME:** W 11 **ROAD:** W 5  
**SPURS BIGGEST WIN:** 51, 119-68 on 12/7/15 at Philadelphia  
**SPURS BIGGEST LOSS:** 33, 135-102 on 1/7/81 at Philadelphia  
**SPURS LAST WIN AT HOME:** 92-83 on 11/14/15  
**SPURS LAST LOSS AT HOME:** 83-77 on 1/03/04  
**SPURS LAST WIN ON THE ROAD:** 119-68 on 12/7/15  
**SPURS LAST LOSS ON THE ROAD:** 77-71 on 2/11/11

## DID YOU KNOW?

Sixers head coach Brett Brown spent 11 seasons (2002-13) with the Spurs, including has last seven on the bench as an assistant coach under Gregg Popovich as an assistant coach ... The Spurs made their NBA debut in Philadelphia on 10/22/76 defeating the Sixers 121-118 ... the game also marked the NBA debut of Hall of Famer Julius Erving ... the Sixers snapped their 17-game losing streak in San Antonio with an 83-77 victory on 1/3/04 ... the last time the Sixers were victorious in the Alamco City before 2004 was a 108-102 win in the HemisFair Arena on 1/8/86 when Dr. J and Moses Malone still played for Philadelphia ... Philadelphia set a franchise record with 38 turnovers against the Spurs on 10/22/76 ... Spurs Center Dewayne Dedmon spent time with the 76ers in 2014, signing two 10-day contracts with the club... Dedmon recorded 3.4 points and 4.5 rebounds in 11 contests.

## 2015-16 SEASON SERIES (2-0) SAN ANTONIO SPURS VS. PHILADELPHIA

PLAYER	G-GS	MIN	FG-FGA	PCT	3FG-FGA	PCT	FT-FTA	PCT	OFF DEF TOT	AST	PF-DO	STL	TO	BLK	PTS	AVG	HI
ALDRIDGE	2-2	56	16-28	.571	0-0	---	11-12	.917	7 21 28	3	4-0	0	2	1	43	21.5	26
DUNCAN	1-1	27	7-12	.583	0-0	---	1-3	.333	1 3 4	2	2-0	1	4	15	15.0	15	
PARKER	2-2	42	10-18	.556	0-0	---	8-8	1.000	1 5 6	9	0-0	1	4	0	28	14.0	16
MARJANOVIC	2-0	18	8-10	.800	0-0	---	2-2	1.000	2 3 5	1	4-0	2	0	18	9.0	18	
ANDERSON	2-2	61	6-13	.462	2-2	1.000	3-5	.600	0 12 12	4	4-0	3	1	1	17	8.5	10
SIMPSONS	2-0	33	4-13	.308	0-0	---	8-10	.800	3 3 6	4	4-0	1	1	0	16	8.0	14
WEST	2-0	26	7-11	.636	0-0	---	2-2	1.000	3 5 8	8	4-0	2	2	1	16	8.0	10
MICCALLUM	2-0	38	5-7	.714	0-1	.000	4-4	1.000	0 8 8	3	0-0	0	2	0	14	7.0	8
BONNER	2-1	24	4-6	.667	1-3	.333	1-2	.500	0 1 1	3	0-0	0	0	0	10	5.0	9
BUTLER	2-0	43	4-10	.400	2-6	.333	0-0	---	0 7 7	2	1-0	0	0	1	10	5.0	7
DIAW	2-0	32	3-7	.429	1-1	1.000	2-2	1.000	2 5 7	8	0-0	1	3	0	9	4.5	7
MILLS	2-0	33	4-14	.286	1-7	.143	0-0	---	0 2 2	5	0-0	3	1	0	9	4.5	5
GREEN	2-2	47	9-12	.750	1-7	.286	0-0	---	0 7 7	3	3-0	0	1	0	6	3.0	3
SPURS	2	480	80-161	.497	9-27	.333	42-50	.840	19 82 101	55	26-0	14	21	8	211	105.5	119
76ERS	2	480	59-157	.376	12-46	.261	21-32	.656	12 60 72	29	46-0	10	28	4	151	75.5	83

## 2015-16 SEASON SERIES (0-2) PHILADELPHIA 76ERS VS. SAN ANTONIO

PLAYER	G-GS	MIN	FG-FGA	PCT	3FG-FGA	PCT	FT-FTA	PCT	OFF DEF TOT	AST	PF-DO	STL	TO	BLK	PTS	AVG	HI
OKAFOR	2-1	68	12-31	.387	0-0	---	7-9	.778	3 13 16	3	5-0	0	4	2	31	15.5	21
COVINGTON	1-1	31	5-8	.625	2-5	.400	1-2	.500	1 5 6	2	3-0	0	2	0	13	13.0	13
NOEL	2-2	56	8-17	.471	0-0	---	3-6	.500	3 6 9	3	7-0	4	4	1	19	9.5	13
GRANT	2-2	46	6-10	.600	2-4	.500	3-4	.750	1 7 8	1	6-0	1	2	1	17	8.5	12
PRESENYE	1-0	16	4-7	.571	0-0	---	0-0	---	0 3 3	6	1-0	1	0	0	8	8.0	8
SAMPSON	2-0	27	5-10	.500	1-2	.500	3-5	.600	1 2 3	0	6-0	0	2	0	14	7.0	9
STAUSKAS	2-1	43	5-16	.313	1-8	.125	2-2	1.000	0 1 1	0	4-0	1	3	0	13	6.5	13
H. THOMPSON	2-0	49	4-14	.286	3-10	.300	0-0	---	1 3 4	1	1-0	0	2	0	11	5.5	8
MCCONNELL	2-2	44	5-12	.417	0-2	.000	0-0	---	0 7 7	3	3-0	2	4	0	10	5.0	8
WOOD	1-0	13	2-5	.400	1-2	.500	0-0	---	0 4 4	0	3-0	1	0	0	5	5.0	5
CANAAN	2-1	54	2-17	.118	2-11	.182	0-0	---	1 5 6	8	1-0	0	1	0	6	3.0	6
HOLMES	1-0	21	1-5	.200	0-1	.000	0-0	---	1 3 4	0	4-0	0	3	0	2	2.0	2
WROTEEN	1-0	14	0-5	.000	0-1	.000	2-4	.500	0 1 1	2	2-0	0	1	0	2	2.0	2
76ERS	2	480	59-157	.376	12-46	.261	21-32	.656	12 60 72	29	46-0	10	28	4	151	75.5	83
SPURS	2	480	80-161	.497	9-27	.333	42-50	.840	19 82 101	55	26-0	14	21	8	211	105.5	119

201 E. Jefferson Street • Phoenix, AZ 85004  
(602) 379-7900 • www.suns.com



Earl Watson

Managing Partner ..... Robert Sarver  
General Manager ..... Ryan McDonough  
Head Coach ..... Earl Watson  
Associate Head Coach ..... Jay Triano  
Assistant Coaches ..... Tyrone Corbin, Nate Bjorkgren, Marlon Garnett  
VP of Athletic Care/Head Athletic Trainer ..... Aaron Nelson  
Head Strength and Conditioning Coach/Assistant Athletic Trainer ..... Mike Elliott  
Voice President, Basketball Communications ..... Julie Fie  
Home Court ..... Talking Stick Resort Arena (18,055, built in 1992)  
Radio ..... Arizona Sports (98.7 FM); Al McCoy, Tim Kempton  
Spanish Radio ..... KSUN (1400 AM) Arturo Ochoa, Jorge Moreno, Enrique Cortez  
Television ..... FOX Sports Arizona: Steve Albert, Eddie Johnson,  
Ann Meyers Drysdale, Kevin Ray



## 2016-17 SCHEDULE VS. SUNS

12/15 Thursday 8:00 p.m. at Phoenix  
12/28 Friday 7:30 p.m. in San Antonio  
1/14 Saturday 6:00 p.m. at Phoenix

## 2015-16 RESULTS VS. SUNS

11/23 98-84 Spurs in San Antonio  
12/30 112-79 Spurs in San Antonio  
1/21 117-89 Spurs at Phoenix  
2/21 118-111 Spurs at Phoenix

## ALL-TIME RESULTS

66-77:	SA 3-1	90-91:	SA 3-1	04-05:	SA 2-1
77-78:	Tied 2-2	91-92:	PHO 3-1	05-06:	SA 3-1
78-79:	PHO 3-1	92-93:	PHO 3-1	06-07:	SA 2-1
79-80:	Tied 1-1	93-94:	PHO 3-1	07-08:	PHO 3-1
80-81:	PHO 3-2	94-95:	Tied 2-2	08-09:	SA 3-1
81-82:	PHO 4-1	95-96:	SA 3-1	09-10:	PHO 2-1
82-83:	PHO 3-2	96-97:	PHO 3-1	10-11:	SA 3-1
83-84:	PHO 5-0	97-98:	PHO 3-1	11-12:	SA 4-0
84-85:	SA 4-1	98-99:	Tied 2-2	12-13:	SA 4-1
85-86:	PHO 3-2	99-00:	Tied 2-2	13-14:	SA 3-1
86-87:	SA 3-2	00-01:	Tied 2-2	14-15:	SA 3-1
87-88:	SA 3-2	01-02:	SA 3-1	15-16:	SA 4-0
88-89:	PHO 3-1	02-03:	PHO 3-1	<b>TOTALS:</b>	<b>SA 87-75</b>
89-90:	SA 4-0	03-04:	SA 4-0		

## SPURS-SUNS SERIES NOTES

**OVERALL RECORD:** 87-75 **HOME:** 57-25 **ROAD:** 30-50 **OT:** 2-2  
**CURRENT STREAK:** Won 7 **HOME:** W 6 **ROAD:** W 3  
**SPURS BIGGEST WIN:** 30, 114-84 on 11/5/80 in San Antonio  
**SPURS BIGGEST LOSS:** 46, 137-91 on 4/15/89 at Phoenix  
**SPURS LAST WIN AT HOME:** 112-79 on 12/30/15  
**SPURS LAST LOSS AT HOME:** 105-101 on 2/27/13  
**SPURS LAST WIN ON THE ROAD:** 118-111 on 2/18/16  
**SPURS LAST LOSS ON THE ROAD:** 94-89 on 10/31/14

## DID YOU KNOW?

The Suns defeated the Spurs 137-91 in Phoenix on 4/15/89 ... the 46-point loss is the worst in Spurs franchise history ... the Suns missed all 12 of their three-point attempts in San Antonio on 1/13/94, setting the Spurs opponent franchise record for most three-pointers attempted without a make ... Manu Ginobili set a Spurs franchise record for most free throws made in game with 18 and most free throws without a miss in a game (18-18) at Phoenix on 1/29/09 ... Ginobili's career-high came against the Suns when he scored 48 in a 128-123 overtime victory on 1/21/05 ... former Spur great George Gervin was originally drafted by the Suns in the 1974 NBA Draft ... San Antonio guard Danny Green established a Spurs franchise record for most three-pointers in a single season when he connected on his 191st on 4/12/15 against the Suns ... Suns head coach Earl Watson was an assistant with the Austin Spurs in 2014-15 and was teammates with Spurs forward LaMarcus Aldridge in Portland during the 2013-14 season.

## 2015-16 SEASON SERIES (4-0) SAN ANTONIO SPURS VS. PHOENIX

PLAYER	G-GS	MIN	FG-FGA	PCT	3FG-FGA	PCT	FT-FTA	PCT	OFF	DEF	TOT	AST	PF	QD	STL	TO	BLK	PTS	AVG	HI
LEONARD	3-3	89	23-43	.535	5-7	.714	13-13	1.000	4	12	16	9	3-0	6	3	1	64	21.3	24	
PARKER	3-3	82	23-39	.590	2-3	.667	6-13	.462	0	6	6	19	9-0	7	5	0	54	18.0	22	
ALDRIDGE	3-3	85	20-35	.571	0-2	.000	7-12	.583	4	23	27	5	9-0	1	4	2	47	15.7	21	
MILLS	4-0	87	16-36	.444	11-19	.579	3-4	.750	1	4	5	11	8-0	6	5	0	46	11.5	21	
GREEN	4-4	102	15-27	.556	6-14	.429	4-6	.667	3	14	17	8	7-0	2	3	4	40	10.0	18	
MARJANOVIC	0	42	9-17	.529	0-0	---	8-12	.667	7	19	26	0	7-0	2	4	2	26	8.7	17	
SIMMONS	4-0	62	10-16	.625	1-2	.500	9-15	.600	0	6	6	4	9-0	1	5	0	30	7.5	13	
BUTLER	3-0	36	8-11	.727	2-3	.667	3-5	.600	1	5	6	0	2-0	3	1	2	21	7.0	12	
DIAW	4-0	75	11-20	.550	2-3	.667	3-5	.600	2	11	13	10	4-0	1	9	4	27	6.8	13	
DUNCAN	2-2	49	3-11	.273	0-0	---	7-10	.700	3	8	11	3	5-0	3	2	1	13	6.5	7	
ANDERSON	4-1	70	9-15	.600	1-1	1.000	4-5	.800	2	6	8	5	5-0	4	3	2	27	5.8	9	
WEST	4-3	75	10-24	.417	0-0	---	3-3	1.000	4	11	15	8	5-0	8	2	3	23	5.8	8	
GINOBLI	3-0	43	5-15	.333	2-4	.500	1-2	.500	1	4	5	5	1-0	4	5	0	13	4.3	8	
MCCALLUM	4-1	41	6-13	.462	1-3	.333	0-0	---	2	3	4	6	2-0	0	1	0	13	3.3	11	
BONNER	2-0	23	2-4	.500	1-3	.333	0-0	---	1	2	4	1	1-0	1	0	0	5	2.5	5	
SPURS	4	960	170-326	.521	34-64	.531	71-105	.676	35	134	169	94	77-0	49	54	23	445	11.3	118	
SUNS	4	960	141-328	.430	27-80	.338	54-73	.740	39	123	162	85	96-1	28	72	15	363	9.0	111	

## 2015-16 SEASON SERIES (0-4) PHOENIX SUNS VS. SAN ANTONIO

PLAYER	G-GS	MIN	FG-FGA	PCT	3FG-FGA	PCT	FT-FTA	PCT	OFF	DEF	TOT	AST	PF	QD	STL	TO	BLK	PTS	AVG	HI
MORRIS	2-1	54	14-19	.737	2-4	.500	2-4	.500	1	10	11	9	7-0	1	9	0	32	16.0	28	
WARREN	3-0	81	20-38	.526	2-4	.500	3-4	.750	4	2	6	2	8-0	2	3	2	45	15.0	18	
KNIGHT	2-2	65	12-28	.429	3-7	.429	2-2	1.000	0	3	3	12	3-0	1	10	0	29	14.5	18	
BOOKER	4-4	116	17-40	.425	3-11	.273	10-12	.833	2	10	12	12	11-0	1	5	4	47	11.8	24	
TELETOVIC	3-0	61	11-26	.423	8-16	.500	2-4	.500	4	7	11	4	9-0	4	3	1	32	10.7	14	
GODDWIN	4-1	85	12-36	.333	3-9	.333	15-18	.833	4	10	14	4	4-0	1	6	1	42	10.5	20	
LEN	4-3	78	15-36	.417	0-0	---	6-7	.857	8	16	24	5	13-0	1	6	2	36	9.0	23	
LEUER	3-1	45	9-14	.643	2-2	1.000	4-4	1.000	0	16	16	3	5-0	2	4	2	24	8.0	13	
HUMPHRIES	1-1	24	3-7	.429	1-3	.333	0-0	---	1	2	3	4	1-0	1	1	0	7	7.0	7	
PRESSEY	1-0	28	2-6	.333	0-2	.000	2-5	.400	1	1	2	5	5-0	1	4	3	6	6.0	6	
CHANDLER	3-2	82	8-14	.571	0-0	---	4-7	.571	8	28	36	5	4-0	1	4	3	20	6.7	11	
PRICE	2-1	40	6-12	.500	1-3	.333	0-0	---	0	1	1	7	9-1	2	4	1	13	6.5	11	
BLAIR	1-0	8	1-3	.333	0-0	---	2-2	1.000	1	1	2	0	4-0	0	2	0	4	4.0	4	
JEFFERSON	2-0	25	3-12	.250	0-1	.000	2-2	1.000	4	5	9	0	4-0	0	0	0	8	4.0	4	
TUCKER	4-4	91	4-15	.267	2-6	.333	2-2	1.000	2	8	10	6	5-0	5	3	0	12	3.0	7	
COTTON	1-0	21	1-6	.167	0-2	.000	0-0	---	0	0	0	2	1-0	3	3	0	2	2.0	2	
WEEMS	4-0	54	4-15	.267	0-8	.000	0-2	.000	0	2	2	3	7-0	2	3	0	8	2.0	6	
BROWN	1-0	9	0-4	.000	0-2	.000	0-0	---	0	4	4	2	0-0	0	1	0	0	0.0	0	
SUNS	4	960	141-328	.430	27-80	.338	54-73	.740	39	123	162	85	96-1	28	72	15	363	9.0	111	
SPURS	4	960	170-326	.521	34-64	.531	71-105	.676	35	134	169	94	77-0	49	54	23	445	11.3	118	

# PORTLAND TRAIL BLAZERS

One Center Court, Suite 200 • Portland, OR 97227  
(503) 234-9291 • www.trailblazers.com



Owner ..... Paul Allen  
President of Basketball Operations ..... Neil Olshley  
President & CEO ..... Chris McGowan  
Head Coach ..... Terry Stotts  
Assistant Coaches ..... David Vanterpool, Nate Tibbetts, Dale Osborne,  
John McCullough, Jim Moran  
Director of Player Health and Performance ..... Chris Stackpole  
Head Athletic Trainer ..... Geoff Clark  
Sports Performance Specialists ..... Todd Forcier, Ben Kenyon  
Assistant General Managers ..... Bill Branch, Steven Rosenberry  
Vice President of Sports Communications ..... Jim Taylor  
Home Court ..... Moda Center (19,441, built in 1995)  
Radio ..... Rip City Radio (620 AM); Brian Wheeler  
Television ..... KGW (Ch. 8)/CSN Northwest; Kevin Calabro, Lamar Hurt



Terry Stotts

## 2016-17 SCHEDULE VS. TRAIL BLAZERS

12/23	Friday	9:30 p.m.	at Portland
12/30	Friday	7:30 p.m.	in San Antonio
3/15	Wednesday	7:00 p.m.	in San Antonio
4/10	Monday	9:00 p.m.	at Portland

## 2015-16 RESULTS VS. TRAIL BLAZERS

11/11	113-101	Spurs at Portland
11/16	93-80	Spurs in San Antonio
3/17	118-110	Spurs in San Antonio

## ALL-TIME RESULTS

76-77:	Tied 2-2	97-98:	Tied 2-2
77-78:	Tied 2-2	98-99:	SA 3-1
78-79:	POR 2-1	99-00:	POR 3-1
79-80:	Tied 1-1	00-01:	SA 3-1
80-81:	SA 3-2	01-02:	SA 3-1
81-82:	POR 3-2	02-03:	Tied 2-2
82-83:	SA 3-2	03-04:	SA 4-0
83-84:	POR 4-1	04-05:	SA 2-1
84-85:	POR 3-2	05-06:	SA 4-0
85-86:	SA 4-1	06-07:	SA 4-0
86-87:	POR 4-1	07-08:	SA 3-0
87-88:	POR 5-0	08-09:	POR 3-1
88-89:	POR 4-0	09-10:	POR 3-0
89-90:	POR 3-1	10-11:	POR 3-1
90-91:	Tied 2-2	11-12:	SA 2-1
91-92:	Tied 2-2	12-13:	POR 2-1
92-93:	Tied 2-2	13-14:	Tied 2-2
93-94:	SA 3-1	14-15:	POR 3-1
94-95:	SA 3-1	15-16:	SA 3-0
95-96:	SA 3-1	<b>TOTALS:</b>	<b>SA 80-79</b>
96-97:	POR 4-0		

## SPURS-TRAIL BLAZERS SERIES NOTES

**OVERALL RECORD:** 80-79 **HOME:** 51-29 **ROAD:** 29-50 **OT:** 5-4  
**CURRENT STREAK:** Won 3 **HOME:** W 3 **ROAD:** W 1  
**SPURS BIGGEST WIN:** 34, 114-80 on 12/30/04 at Portland  
**SPURS BIGGEST LOSS:** 37 2X: latest 137-100 on 2/4/89 at Portland  
**SPURS LAST WIN AT HOME:** 118-110 on 3/17/16  
**SPURS LAST LOSS AT HOME:** 129-119 (3OT) on 12/19/14  
**SPURS LAST WIN ON THE ROAD:** 113-101 on 11/11/15  
**SPURS LAST LOSS ON THE ROAD:** 111-95 on 2/25/15

## DID YOU KNOW?

In his first game against his former team, Steve Smith set a franchise record by shooting a perfect 8-of-8 from three-point range at Portland on 11/3/01 ... San Antonio set a franchise record shooting a perfect 25-of-25 from the free line in Game 3 of the 2014 Western Conference semifinals on 5/10/14 ... The Blazers set a franchise record when they scored 49 points in the first quarter vs. the Spurs on 11/25/90 in Portland ... the 49 points is also the highest single quarter total ever recorded by a Spurs opponent ... the Blazers went on to win the game 117-103 ... Spurs assisting coach Ime Udoka played for the Blazers in the 2006-07 season, averaging 8.4 points, 3.7 rebounds and 1.5 assists in 75 games ... Spurs guard Patty Mills was originally selected by the Blazers in the second round (55th overall) of the 2009 NBA Draft ... Mills spent two seasons with the Blazers from 2009-11, averaging 5.1 points and 1.5 assists in 74 games ... San Antonio forward LaMarcus Aldridge spent the first nine seasons of his career in Portland (2006-2015), averaging 19.4 points, 8.4 rebounds and 1.9 assists in 648 games.

## 2015-16 SEASON SERIES (3-0) SAN ANTONIO SPURS VS. PORTLAND

PLAYER	G-GS	MIN	FG-FGA	PCT	3FG-FGA	PCT	FT-FTA	PCT	OFF DEF TOT	AST	PF-DO	STL	TO	BLK	PTS	AVG	HI		
LEONARD	3-3	96	23-40	.575	8-14	.571	7-8	.875	2	16	18	7	5-0	3	1	5	61	20.3	22
ALDRIDGE	3-3	94	20-40	.500	0-1	.000	11-13	.846	4	14	18	4	8-0	1	5	3	51	17.0	23
MARTIN	1-0	21	3-9	.333	0-3	.000	2-3	.667	2	3	4	3	2-0	1	0	0	8	8.0	8
PARKER	3-3	84	16-30	.533	0-1	.000	7-8	.875	0	2	2	28	6-0	6	2	0	39	13.0	18
DUNCAN	3-3	71	14-21	.667	0-0	---	5-7	.714	4	18	22	4	5-0	1	3	6	33	11.0	12
GINOBILI	3-0	64	13-30	.433	3-9	.333	4-4	1.000	4	7	11	9	8-0	1	2	1	33	11.0	17
GREEN	3-3	83	11-19	.579	6-11	.545	2-3	.667	1	9	10	7	6-0	2	1	4	30	10.0	12
MILLS	3-0	61	11-23	.478	4-7	.571	2-2	1.000	2	4	6	6	2-0	1	2	0	28	9.3	17
DIAW	3-0	54	12-21	.571	0-3	.000	3-3	1.000	5	11	16	7	4-0	1	1	1	27	9.0	12
BUTLER	2-0	22	2-6	.333	1-3	.333	1-2	.500	0	3	3	3	0-0	3	1	0	6	3.0	5
MILLER	1-0	2	0-0	---	0-0	---	0-0	---	0	0	0	0	0-0	0	0	0	0	0.0	0
WEST	3-0	39	4-16	.250	0-1	.000	0-0	---	1	7	8	8	6-0	3	4	8	2.7	4	
ANDERSON	3-0	23	0-2	.000	0-1	.000	0-0	---	0	7	7	5	5-0	1	3	1	0	0.0	0
BONNER	1-0	1	0-0	---	0-0	---	0-0	---	0	1	1	0	0-0	0	0	0	0	0.0	0
MARJANOVIC	1-0	2	0-0	---	0-0	---	0-0	---	0	0	0	0	1-0	0	0	0	0	0.0	0
MCCALLUM	1-0	1	0-0	---	0-0	---	0-0	---	0	0	0	0	0-0	0	0	0	0	0.0	0
SPURS	3	720	129-257	.502	22-54	.407	44-53	.830	24	102	126	91	58-0	21	24	25	324	108.0	118
TRAIL BLAZERS	3	720	109-252	.433	26-63	.413	47-66	.712	28	96	124	64	55-0	15	34	12	291	97.0	110

## 2015-16 SEASON SERIES (0-3) PORTLAND TRAIL BLAZERS VS. SAN ANTONIO

PLAYER	G-GS	MIN	FG-FGA	PCT	3FG-FGA	PCT	FT-FTA	PCT	OFF DEF TOT	AST	PF-DO	STL	TO	BLK	PTS	AVG	HI		
LILLARD	3-3	119	24-59	.407	9-19	.474	15-19	.789	2	14	16	21	11-0	2	8	2	72	24.0	27
MCCOLLUM	3-3	109	25-55	.455	6-12	.417	7-8	.875	3	8	11	6	3-0	2	8	2	62	20.7	26
AMINU	3-3	95	14-35	.400	7-16	.438	1-3	.333	3	10	13	9	5-0	5	2	36	12.0	17	
PLUMLEE	3-3	89	9-19	.474	0-0	---	11-17	.647	6	16	22	12	7-0	6	5	1	29	9.7	12
HENDERSON	3-0	51	9-17	.529	1-3	.333	3-4	.750	0	8	8	1	5-0	0	2	1	22	7.3	12
KAMAN	2-1	35	6-13	.462	0-0	---	2-2	1.000	4	5	9	2	4-0	0	1	1	14	7.0	12
LEONARD	1-1	24	3-4	.750	1-1	1.000	0-0	---	0	5	5	2	1-0	0	0	0	7	7.0	7
DAVIS	3-0	52	6-11	.545	0-0	---	4-9	.444	6	13	19	6	3-0	3	3	1	16	5.3	11
CRABBE	3-0	59	4-15	.267	1-6	.167	4-4	1.000	1	5	6	2	8-0	1	1	0	13	4.3	6
VONLEH	3-1	41	6-11	.545	1-1	1.000	0-0	---	2	10	12	1	5-0	0	1	0	13	4.3	8
HARKLESS	3-0	37	3-10	.300	1-5	.200	0-0	---	0	2	2	1	3-0	1	0	1	7	2.3	5
ROBERTS (TOT) 2-0	7	0-2	.000	0-1	.000	1-2	.500	0	0	0	0	1	0-0	0	0	0	1	0.5	1
ROBERTS (POR) 1-0	3	0-1	.000	0-0	---	0-0	---	0	0	0	0	1	0-0	0	0	0	0	0.0	0
ALEXANDER	1-0	3	0-1	.000	0-0	---	0-0	---	0	0	0	0	0-0	0	0	1	0	0.0	0
CONNAUGHTON 1-0	1	0-1	.000	0-0	---	0-0	---	0	0	0	0	0	0-0	0	0	0	0	0.0	0
FRAZIER	1-0	1	0-0	---	0-0	---	0-0	---	0	0	0	0	0-0	0	0	0	0	0.0	0
TRAIL BLAZERS	3	720	109-252	.433	26-63	.413	47-66	.712	28	96	124	64	55-0	15	34	12	291	97.0	110
SPURS	3	720	129-257	.502	22-54	.407	44-53	.830	24	102	126	91	58-0	21	24	25	324	108.0	118

# SACRAMENTO KINGS

500 David J. Stern Walk • Sacramento, CA 95814  
(916) 928-0000 • www.kings.com



Dave Joerger

Owner ..... Vivek Ranadivé  
VP of Basketball Operations and GM ..... Vlade Divac  
Vice President, Player Personnel & Development/GM D-League ..... Peja Stojakovic  
Assistant General Manager ..... Ken Catanella  
Head Coach ..... Dave Joerger  
Assistant Coaches ..... Elston Turner, Bryan Gates, Bob Thornton,  
Jason March, Duane Ticknor, Nancy Lieberman  
Director of Sports Medicine ..... Pete Youngman  
Head Athletic Trainer ..... Manny Romero  
Head Strength & Conditioning Coach ..... Ramsey Nijem  
Vice President, Communications ..... Joelle Terry  
Home Court ..... Sleep Train Arena (17,317, built in 1988)  
Radio ..... KHTK (1140 AM); Gary Gerould  
Television ..... Comcast SportsNet; Grant Napear, Jerry Reynolds, Kayte Christensen



## 2016-17 SCHEDULE VS. KINGS

10/27 Thursday 9:00 p.m. at Sacramento  
11/16 Wednesday 9:30 p.m. at Sacramento  
3/8 Wednesday 7:30 p.m. in San Antonio  
3/19 Sunday 6:00 p.m. in San Antonio

## 2015-16 RESULTS VS. KINGS

11/9 106-88 Spurs at Sacramento  
2/24 108-92 Spurs at Sacramento  
3/5 104-94 Spurs in San Antonio

## ALL-TIME RESULTS

76-77:	SA 3-1	97-98:	SA 4-0
77-78:	SA 4-0	98-99:	SA 2-1
78-79:	SA 3-1	99-00:	SAC 3-1
79-80:	Tied 1-1	00-01:	Tied 2-2
80-81:	SA 4-2	01-02:	SAC 3-1
81-82:	SA 5-1	02-03:	SA 3-1
82-83:	Tied 3-3	03-04:	Tied 2-2
83-84:	KC 5-1	04-05:	SA 3-1
84-85:	SA 4-2	05-06:	SA 2-1
85-86:	SAC 5-1	06-07:	SA 4-0
86-87:	Tied 3-3	07-08:	SA 3-1
87-88:	Tied 3-3	08-09:	SA 3-0
88-89:	Tied 2-2	09-10:	SA 4-0
89-90:	SA 4-0	10-11:	SA 3-0
90-91:	SA 3-1	11-12:	SA 2-1
91-92:	SA 3-1	12-13:	SA 4-0
92-93:	Tied 2-2	13-14:	SA 3-0
93-94:	SA 3-1	14-15:	SA 3-1
94-95:	SA 4-0	15-16:	SA 3-0
95-96:	SA 3-1	<b>TOTALS:</b>	<b>SA 112-55</b>
96-97:	SAC 3-1		

## SPURS-KINGS SERIES NOTES

**OVERALL RECORD:** 112-55 **HOME:** 63-20 **ROAD:** 49-35 **OT:** 5-5  
**CURRENT STREAK:** Won 6 **HOME:** W 7 **ROAD:** W 3  
**SPURS BIGGEST WIN:** 42, 109-67 on 1/10/98 in San Antonio  
**SPURS BIGGEST LOSS:** 28, 130-102 on 10/29/76 at Kansas City  
**SPURS LAST WIN AT HOME:** 104-94 on 3/5/16  
**SPURS LAST LOSS AT HOME:** 88-86 on 01/20/12  
**SPURS LAST WIN ON THE ROAD:** 108-92 on 2/24/16  
**SPURS LAST LOSS ON THE ROAD:** 94-91 on 11/15/14

## DID YOU KNOW?

Tim Duncan recorded four 20-20 games against Sacramento, more than any other opponent ... Dale Ellis, at the time with the Spurs, became the first player in NBA history to make 1,000 three-point field goals when he connected from downtown with 7:41 left in the third quarter against the Kings on 03/19/94 ... Larry Kenon set an NBA record when he registered 11 steals vs. Kansas City on 12/26/76 ... San Antonio posted its 100th victory in the overall series against the Kings on 11/9/13 ... Spurs assistant coach Ime Udoka played for the Kings in the 2009-10 season, appearing in 20 games.

## 2015-16 SEASON SERIES (3-0) SAN ANTONIO SPURS VS. SACRAMENTO KINGS

PLAYER	G-GS	MIN	FG-FGA	PCT	3FG-FGA	PCT	FT-FTA	PCT	OFF	DEF	TOT	AST	PF-DO	STL	TO	BLK	PTS	AVG	HI
LEONARD	3-3	96	24-53	.453	6-14	.429	13-15	.867	6	18	24	9	5-0	7	5	4	67	22.3	25
GINOBLI	2-0	33	10-18	.556	1-7	.143	7-8	.875	2	2	4	6	4-0	2	4	0	28	14.0	22
PARKER	3-3	84	18-33	.545	2-5	.400	0-0	---	0	6	6	15	1-0	0	8	1	38	12.7	23
ALDRIDGE	2-2	57	9-23	.391	0-2	.000	5-8	.625	5	13	18	3	9-0	0	4	7	23	11.5	16
GREEN	2-2	56	8-15	.533	5-11	.455	0-0	---	0	8	8	5	5-0	3	2	3	21	10.5	16
WEST	3-1	66	14-22	.636	0-0	---	2-3	.667	0	17	17	6	10-1	5	7	0	30	10.0	12
DIAW	3-1	74	11-17	.647	1-4	.250	2-2	1.000	1	7	8	18	6-0	2	9	3	25	8.3	11
MILLS	3-0	66	10-26	.400	5-14	.357	0-0	---	2	3	5	14	2-0	5	4	0	25	8.3	9
ANDERSON	3-0	67	9-14	.643	0-2	.000	0-0	---	3	16	19	5	3-0	3	5	2	18	6.0	14
BONNER	1-0	6	2-3	.667	2-3	.667	0-0	---	0	2	2	0	0-0	0	0	0	6	6.0	6
MILLER	1-0	7	2-2	1.000	0-0	---	0-0	---	0	0	0	0	1-0	0	1	0	4	4.0	4
DUNCAN	2-2	35	4-10	.400	0-0	---	3-4	.750	4	12	16	2	5-0	0	2	0	11	5.5	11
MARJANOVIC	0-3	23	4-6	.667	0-0	---	3-4	.750	2	7	9	1	2-0	0	1	0	11	3.7	9
SIMMONS	2-1	28	2-6	.333	0-1	.000	0-0	---	0	4	4	4	3-0	1	0	0	5	2.5	5
BUTLER	3-0	16	3-5	.600	0-2	.000	0-0	---	0	2	2	2	0-0	2	0	0	6	2.0	6
MCCALLUM	2-0	5	0-1	.000	0-0	---	0-0	---	0	0	0	1	0-0	0	1	0	0	0.0	0
SPURS	3	720	130-253	.514	22-65	.338	36-45	.800	25	117	142	91	56-1	30	54	20	318	106.0	108
KINGS	3	720	110-261	.421	19-53	.358	35-55	.636	28	91	119	73	47-0	36	54	10	274	91.3	94

## 2015-16 SEASON SERIES (0-3) SACRAMENTO KINGS VS. SAN ANTONIO

PLAYER	G-GS	MIN	FG-FGA	PCT	3FG-FGA	PCT	FT-FTA	PCT	OFF	DEF	TOT	AST	PF-DO	STL	TO	BLK	PTS	AVG	HI
COUSINS	3-3	107	23-63	.365	3-11	.273	25-39	.641	9	22	31	8	10-0	4	11	1	74	24.7	31
COLLISON	2-0	65	12-17	.706	0-0	---	3-4	.750	1	5	6	13	1-0	3	3	1	27	13.5	16
ACY	3-2	57	14-17	.824	4-4	1.000	2-2	1.000	1	8	9	1	8-0	3	2	0	34	11.3	16
GAY	3-3	103	14-34	.412	1-5	.200	1-3	.333	4	10	14	3	8-0	5	6	3	30	10.0	11
CASSPI	3-0	53	11-30	.367	3-10	.300	0-0	---	3	10	13	0	4-0	6	4	1	25	8.3	16
BELINELLI	3-0	70	10-29	.345	4-8	.500	0-0	---	2	2	4	6	0-0	2	0	0	24	8.0	17
RONDO	3-3	122	11-29	.379	2-6	.333	0-0	---	0	15	15	38	7-0	8	16	0	24	8.0	9
CAULEY-STEIN	3-1	51	8-16	.500	0-0	---	1-2	.500	4	8	12	0	5-0	3	0	0	17	5.7	12
MCLEMORE	3-2	44	5-20	.250	2-8	.250	3-3	1.000	3	4	7	0	1-0	0	3	1	15	5.0	7
CURY	1-0	6	1-2	.500	0-1	.000	0-0	---	0	0	0	0	1-0	0	0	0	2	2.0	2
KOUFOS	2-0	34	1-4	.250	0-0	---	0-2	.000	1	7	8	1	2-0	1	1	3	2	1.0	2
ANDERSON	2-1	9	0-0	---	0-0	---	0-0	---	0	0	0	0	0-0	1	0	0	0	0.0	0
KINGS	3	720	110-261	.421	19-53	.358	35-55	.636	28	91	119	73	47-0	36	54	20	274	91.3	94
SPURS	3	720	130-253	.514	22-65	.338	36-45	.800	25	117	142	91	56-1	30	54	20	318	106.0	108

BioSteel Centre, 30 British Columbia Road • Toronto, Ontario • M6K 3C3  
(416) 815-2801 • www.raptors.com



Chairman of the Board, NBA Governor . . . . . Lawrence M. Tanenbaum, O.C.  
President . . . . . Masai Ujiri  
General Manager . . . . . Jeff Weltman  
Assistant General Manager/Vice-President of Basketball Strategy . . . . . Bobby Webster  
Head Coach . . . . . Dwane Casey  
Assistant Coaches . . . . . Rex Kalamian, Nick Nurse, Jama Mahlela  
. . . . . Patrick Mutumbo, Jim Sann  
Assistant Coach/Director of Sports Science . . . . . Alex McKechnie  
Head Athletic Trainer . . . . . Scott McCullough  
Strength and Conditioning Coach . . . . . Jon Lee  
Director of Media Relations . . . . . Jim LaBumbard  
Home Court . . . . . Air Canada Centre (19,800, built in 1999)  
Radio . . . . . TSN Radio (1050 AM), The FAN (590 AM); Paul Jones, Eric Smith  
. . . . . Jack Armstrong, Sherman Hamilton  
Television . . . . . TSN, TSN 2, Sportsnet, Sportsnet ONE, Sportsnet 360;  
. . . . . Matt Devlin, Leo Rautins, Jack Armstrong, Sherman Hamilton



Dwane Casey

## 2016-17 SCHEDULE VS. RAPTORS

1/3 Tuesday 7:30 p.m. in San Antonio  
1/24 Tuesday 6:00 p.m. at Toronto

## 2015-16 RESULTS VS. RAPTORS

12/9 97-94 Raptors at Toronto  
4/2 102-95 Spurs in San Antonio

## ALL-TIME RESULTS

95-96:	SA 2-0	06-07:	SA 2-0
96-97:	Tied 1-1	07-08:	Tied 1-1
97-98:	SA 2-0	08-09:	Tied 1-1
98-99:	TOR 1-0	09-10:	Tied 1-1
99-00:	Tied 1-1	10-11:	SA 2-0
00-01:	Tied 1-1	11-12:	SA 1-0
01-02:	Tied 1-1	12-13:	SA 2-0
02-03:	SA 2-0	13-14:	SA 2-0
03-04:	SA 2-0	14-15:	Tied 1-1
04-05:	Tied 1-1	15-16:	Tied 1-1
05-06:	SA 2-0	<b>TOTALS:</b>	<b>SA 29-11</b>

## SPURS-RAPTORS SERIES NOTES

**OVERALL RECORD:** 29-11 **HOME:** 16-4 **ROAD:** 13-7 **OT:** 1-1  
**CURRENT STREAK:** Won 1 **HOME: W 7 ROAD: L 2**  
**SPURS BIGGEST WIN:** 26, 124-98 on 4/4/03 at Toronto  
**SPURS BIGGEST LOSS:** 33, 125-92 on 2/19/97 in San Antonio  
**SPURS LAST WIN AT HOME:** 102-95 on 4/2/16  
**SPURS LAST LOSS AT HOME:** 93-83 on 12/28/07  
**SPURS LAST WIN ON THE ROAD:** 116-103 on 12/10/13  
**SPURS LAST LOSS ON THE ROAD:** 97-94 on 12/9/15

## DID YOU KNOW?

The Spurs first ever game at the AT&T Center was against the Raptors on 11/1/02 ... 18,797 fans witnessed Tim Duncan's 22-point, 15-rebound performance as San Antonio defeated Toronto 91-72 ... the Raptors 98-92 win over the Spurs in Toronto on 12/5/99 was their first win vs. San Antonio in Toronto in the five-year history of the match-up ... the Spurs set a franchise record for lowest field goal percentage when they shot .239 (22-92) on 2/7/02 ... the Raptors won the game 80-74 in overtime ... Raptors guard Cory Joseph was originally drafted by the Spurs in the first round (29th overall) in the 2011 NBA Draft ... Joseph spent four seasons with the Silver and Black (2011-15), averaging 5.2 points and 1.8 rebounds in 204 games ... Raptors forward Luis Scola was originally drafted by the Spurs in the second round (56th overall) in the 2002 NBA Draft.

## 2015-16 SEASON SERIES (1-1) SAN ANTONIO SPURS VS. TORONTO RAPTORS

PLAYER	G-GS	MIN	FG-FGA	PCT	3FG-FGA	PCT	FT-FTA	PCT	OFF DEF TOT	AST	PF-DQ	STL	TO	BLK	PTS	AVG	HI
ALDRIDGE	2-2	72	16-28	.571	0-1	.000	12-13	.923	7 15 22	2	4-0	1	6	1	44	22.0	31
LEONARD	2-2	67	13-25	.520	3-7	.429	11-12	.917	3 9 12	9	6-0	4	4	2	40	20.0	33
GINOBILI	2-0	46	6-17	.353	2-9	.222	8-10	.800	2 5 7	7	7-0	5	2	1	22	11.0	17
SIMMONS	1-0	15	2-2	1.000	1-1	1.000	3-3	1.000	0 0 0	2	4-0	0	2	0	8	8.0	8
WEST	2-0	35	7-10	.700	0-0	---	2-4	.500	2 4 6	5	3-0	1	2	0	16	8.0	10
DUNCAN	2-2	49	6-15	.400	0-0	---	1-1	1.000	7 6 13	2	1-0	1	2	3	13	6.5	8
GREEN	2-2	40	5-18	.278	3-12	.250	0-0	---	3 5 8	1	1-0	4	1	0	13	6.5	10
PARKER	2-2	58	4-13	.308	0-3	.000	4-6	.667	1 3 4	7	1-0	2	5	0	12	6.0	8
DIAW	2-0	28	4-7	.571	0-2	.000	3-3	1.000	2 2 4	1	2-0	0	3	0	11	5.5	9
MILLS	2-0	46	3-14	.214	2-9	.222	2-2	1.000	1 1 2	10	2-0	1	3	0	10	5.0	7
ANDERSON	2-0	25	3-4	.750	1-1	1.000	0-0	---	0 4 4	5	0-0	1	1	0	7	3.5	5
MARTIN	1-0	4	1-1	1.000	0-0	---	0-0	---	0 0 0	0	1-0	0	0	0	2	2.0	2
BONNER	1-0	0	0-0	---	0-0	---	0-0	---	0 0 0	0	0-0	1	0	0	0	0.0	0
MILLER	1-0	11	0-0	---	0-0	---	0-0	---	0 2 2	1	0-0	0	0	0	0	0.0	0
SPURS	2	480	69-153	.451	12-45	.267	46-54	.852	28 54 82	51	33-0	21	32	7	196	98.0	102
RAPTORS	2	480	77-144	.535	9-28	.321	29-32	.906	10 56 66	41	45-0	18	34	5	192	96.0	97

## 2015-16 SEASON SERIES (1-1) TORONTO RAPTORS VS. SAN ANTONIO

PLAYER	G-GS	MIN	FG-FGA	PCT	3FG-FGA	PCT	FT-FTA	PCT	OFF DEF TOT	AST	PF-DQ	STL	TO	BLK	PTS	AVG	HI
DEROZAN	1-1	37	10-15	.667	0-0	---	8-8	1.000	1 3 4	6	3-0	1	6	1	28	28.0	28
LOWRY	1-1	37	6-11	.545	1-3	.333	6-6	1.000	0 5 5	8	2-0	1	4	0	19	19.0	19
POWELL	1-1	32	6-10	.600	1-2	.500	4-5	.800	0 3 3	2	3-0	1	3	0	17	17.0	17
VALANCIUNAS	1-1	29	8-11	.727	0-0	---	0-0	---	2 4 6	0	2-0	0	2	16	16.0	16	
WRIGHT	1-0	22	5-8	.625	0-0	---	2-2	1.000	1 3 4	3	1-0	3	2	0	12	12.0	12
JOSEPH	2-1	62	10-21	.476	0-3	.000	2-2	1.000	0 1 1	11	7-0	4	7	0	22	11.0	16
PATTERSON	2-0	68	8-14	.571	4-7	.571	2-2	1.000	2 9 11	2	3-0	5	3	0	22	11.0	12
ROSS	2-1	57	8-20	.400	2-8	.250	1-1	1.000	0 5 5	2	6-0	1	4	1	19	9.5	13
SCOLA	2-2	44	8-16	.500	0-2	.000	0-1	.000	1 9 10	3	7-0	1	2	0	16	8.0	16
BIYOMBO	2-1	45	6-9	.667	0-0	---	0-1	.000	3 10 13	0	8-0	0	1	1	12	6.0	10
THOMPSON	1-0	13	2-3	.667	1-1	1.000	0-0	---	0 0 0	1	1-0	0	0	0	5	5.0	5
J. JOHNSON	2-1	32	0-6	.000	0-2	.000	4-4	1.000	0 4 4	3	2-0	1	0	0	4	2.0	2
RAPTORS	2	480	77-144	.535	9-28	.321	29-32	.906	10 56 66	41	45-0	18	34	5	192	96.0	97
SPURS	2	480	69-153	.451	12-45	.267	46-54	.852	28 54 82	51	33-0	21	32	7	196	98.0	102

301 West South Temple • Salt Lake City, UT 84101  
(801) 325-2500 • www.utahjazz.com



Quin Snyder

Owner ..... Gail Miller  
President ..... Steve Starks  
General Manager ..... Dennis Lindsey  
Head Coach ..... Quin Snyder  
Assistant Coaches ..... Johnnie Bryant, Alex Jensen, Igor Kokoskov  
Antonio Lang, Mike Wells  
Assistant Coach/Integrated Player Development ..... Jeff Watkinson  
Assistant Coach/Basketball Strategy ..... Zach Guthrie  
Assistant Coach/Player Development ..... Lamar Skeeter  
Head Athletic Trainer ..... Brian Zettler  
Head Strength & Conditioning Coach ..... Isaiah Wright  
Vice President, Communications ..... Jonathan Rinehart  
Home Court ..... Vivint Smart Home Arena (19,911, built in 1991)  
Radio ..... KZNS (1280 AM/97.5 FM The Zone); David Locke, Ron Boone  
Television ..... ROOT Sports; Craig Bolerjack, Matt Harpring, Kristen Kenney



## 2016-17 SCHEDULE VS. JAZZ

11/1	Tuesday	7:30 p.m.	in San Antonio
11/4	Friday	8:00 p.m.	at Utah
4/2	Sunday	6:00 p.m.	in San Antonio
4/12	Wednesday	8:00 p.m.	at Utah

## 2015-16 RESULTS VS. JAZZ

12/14	118-81	Spurs in San Antonio
1/6	123-98	Spurs in San Antonio
2/25	96-78	Spurs at Utah
4/5	88-86	Spurs at Utah

## ALL-TIME RESULTS

76-77:	SA 3-1	97-98:	UT 3-1
77-78:	SA 3-1	98-99:	SA 2-1
78-79:	Tied 2-2	99-00:	Tied 2-2
79-80:	Tied 1-1	00-01:	SA 4-0
80-81:	SA 5-1	01-02:	SA 4-0
81-82:	Tied 3-3	02-03:	SA 4-0
82-83:	SA 5-1	03-04:	SA 4-0
83-84:	SA 4-2	04-05:	Tied 2-2
84-85:	UT 5-1	05-06:	SA 3-0
85-86:	UT 4-2	06-07:	Tied 2-2
86-87:	UT 4-2	07-08:	Tied 2-2
87-88:	Tied 3-3	08-09:	SA 3-0
88-89:	UT 5-1	09-10:	UT 4-0
89-90:	SA 3-2	10-11:	SA 3-0
90-91:	UT 3-2	11-12:	SA 3-1
91-92:	UT 4-1	12-13:	SA 2-1
92-93:	Tied 3-3	13-14:	SA 4-0
93-94:	UT 5-0	14-15:	UT 2-1
94-95:	SA 3-2	15-16:	SA 4-0
95-96:	SA 3-1	<b>TOTALS:</b>	<b>SA 101-76</b>
96-97:	UT 3-1		

## SPURS-JAZZ SERIES NOTES

**OVERALL RECORD:** 101-76 **HOME:** 69-20 **ROAD:** 32-56 **OT:** 0-3  
**CURRENT STREAK:** Won 4 **HOME:** W 10 **ROAD:** W 2  
**SPURS BIGGEST WIN:** 37, 118-81 on 12/14/15 in San Antonio  
**SPURS BIGGEST LOSS:** 30, 144-114 on 12/13/79 at Utah  
**SPURS LAST WIN AT HOME:** 123-98 on 1/6/16  
**SPURS LAST LOSS AT HOME:** 105-98 on 1/20/10  
**SPURS LAST WIN ON THE ROAD:** 88-86 on 4/5/16  
**SPURS LAST LOSS ON THE ROAD:** 90-81 on 2/23/15

## DID YOU KNOW?

Jazz head coach Quin Snyder spent three seasons (2007-10) as the Austin Spurs head coach, earning D-League Coach of the Year honors in 2008-09 ... Jazz assistant coach Brad Jones led the Austin Spurs from 2010-12, guiding the team to the 2012 D-League Championship ... former Jazz great John Stockton holds the Spurs opponent record for most assists in a game, handing out 28 in Salt Lake City on 1/15/91 ... he also holds the Spurs opponent record for most assists in a playoff game with 19 in Game 1 of the Western Conference Semifinals in San Antonio on 5/7/96 ... George Gervin holds the Jazz opponent scoring record when he had 63 on 4/9/78 ... in that game Gervin set two Spurs franchise records; one for most points in a quarter with 33 in the second period and another for most points in a half with 53 in the first half ... Gervin's outburst propelled him past David Thompson for the 1978 NBA scoring crown ... that same day the Jazz set their own franchise scoring mark with 153 points ... Utah limited the Silver and Black to a franchise low tying 64 points on 4/4/08 ... Utah forward Joe Ingles and San Antonio guard Patty Mills were teammates on the Australian National Team and represented the Boomers at the 2008 and 2012 Olympics ... Jazz forward Boris Diaw spent 4-plus seasons with the Spurs, averaging 7.4 points and 3.8 rebounds in 331 games ... Jazz guard Goerge Hill was originally drafted by San Antonio with the 26th overall pick in the 2008 NBA Draft ... Hill spent three seasons with the Spurs, averaging 9.9 points and 2.4 assists in 231 games.

## 2015-16 SEASON SERIES (4-0) SAN ANTONIO SPURS VS. UTAH

PLAYER	G-GS	MIN	FG-FGA	PCT	3FG-FGA	PCT	FT-FTA	PCT	OFF	DEF	TOT	AST	PF-QD	STL	TO	BLK	PTS	AVG	HI
LEONARD	4-4	121	28-50	.560	7-16	.438	21-22	.955	1	23	24	8	6-0	8	4	2	84	21.0	29
ALDRIDGE	3-3	94	20-38	.526	0-0	---	7-7	1.000	6	16	22	2	3-0	4	4	1	47	15.7	18
PARKER	3-3	79	16-34	.471	4-5	.800	9-9	1.000	1	6	7	15	2-0	2	2	0	45	15.0	18
GINOBILI	3-0	53	12-23	.522	4-10	.400	4-4	1.000	1	4	5	9	6-0	1	7	0	32	10.7	14
DUNCAN	4-4	99	17-29	.586	0-0	---	6-7	.857	6	20	26	11	10-0	2	6	3	40	10.0	18
WEST	4-1	79	16-24	.667	1-1	1.000	4-5	.800	5	17	22	7	7-0	1	4	1	37	9.3	14
SIMMONS	3-0	48	9-21	.429	4-9	.444	1-1	1.000	1	6	7	5	8-0	4	6	0	23	7.7	13
ANDERSON	4-0	75	12-21	.571	1-2	.500	5-5	1.000	1	9	10	7	7-0	2	3	1	30	7.5	13
MILLS	4-1	76	10-20	.500	8-13	.615	0-1	0.000	2	3	5	7	4-0	3	3	0	28	7.0	11
MARJANOVIC	2-0	21	5-7	.714	0-0	---	3-6	.500	3	5	8	0	0-0	0	1	1	13	6.5	10
MCCALLUM	2-0	27	4-8	.500	0-1	.000	2-2	1.000	0	0	0	4	3-0	2	1	1	10	5.0	10
BONNER	3-0	30	5-9	.556	3-6	.500	0-0	---	1	4	5	0	2-0	0	0	0	13	4.3	10
GREEN	4-4	86	5-17	.294	2-10	.200	0-0	---	1	11	12	9	11-0	2	1	1	12	3.0	6
DIAW	3-0	46	4-8	.500	0-2	.000	0-0	---	1	5	6	7	0-0	0	1	1	8	2.7	4
BUTLER	3-0	26	1-3	.333	0-2	.000	1-2	.500	0	2	2	0	0-0	0	1	1	3	1.0	2
SPURS	4	960	164-312	.526	34-77	.442	63-71	.887	30	131	161	91	70-0	31	45	13	425	106.3	123
JAZZ	4	960	134-303	.442	18-63	.286	57-68	.838	26	111	137	67	68-0	27	58	12	343	85.8	98

## 2015-16 SEASON SERIES (0-4) UTAH JAZZ VS. SAN ANTONIO

PLAYER	G-GS	MIN	FG-FGA	PCT	3FG-FGA	PCT	FT-FTA	PCT	OFF	DEF	TOT	AST	PF-QD	STL	TO	BLK	PTS	AVG	HI
FAVORS	3-3	88	21-36	.583	0-1	.000	7-10	.700	1	12	13	4	6-0	4	3	2	49	16.3	25
BURKE	3-0	59	16-29	.552	2-7	.286	2-2	1.000	1	4	5	7	4-0	0	3	0	36	12.0	21
HOOD	4-4	117	18-43	.419	4-14	.286	8-8	1.000	1	12	13	13	6-0	0	11	0	48	12.0	23
HAYWARD	4-4	123	15-45	.333	2-9	.222	13-14	.929	1	9	10	9	9-0	4	7	0	45	11.3	18
WITHEY	2-1	44	7-11	.636	0-0	---	5-7	.714	5	7	12	2	3-0	2	3	19	9.5	10	
BURKS	1-0	18	2-9	.222	0-0	---	4-4	1.000	1	0	1	3	1-0	0	0	8	8.0	8	
PLEISS	1-0	24	3-7	.429	0-0	---	2-2	1.000	2	0	2	1	4-0	1	0	0	8	8.0	8
MACK	3-0	58	10-22	.455	1-3	.333	0-0	---	0	7	7	5	2-0	3	4	0	21	10.5	13
INGLES	4-0	79	9-18	.500	4-11	.364	3-4	.750	1	8	9	7	7-0	4	5	0	25	6.3	13
GOBERT	2-2	70	4-10	.400	0-0	---	4-6	.667	5	11	16	2	5-0	1	6	3	12	6.0	8
NETO	4-2	71	8-20	.400	3-5	.600	4-4	1.000	1	6	7	3	4-0	2	6	0	23	5.8	12
BOOKER	4-0	75	9-15	.600	1-1	1.000	1-3	.333	5	19	24	4	5-0	2	3	2	20	5.0	7
MILLSAP	1-0	16	2-5	.400	0-0	---	0-0	---	1	2	3	3	5-0	0	1	0	4	4.0	4
LYLES	4-2	72	6-18	.333	0-2	.000	2-2	1.000	0	9	9	2	5-0	0	1	0	14	3.5	6
JOHNSON	4-0	48	4-15	.267	1-10	.100	2-2	1.000	1	6	7	2	2-0	4	2	1	11	2.8	7
JAZZ	4	960	134-303	.442	18-63	.286	57-68	.838	26	111	137	67	68-0	27	58	12	343	85.8	98
SPURS	4	960	164-312	.526	34-77	.442	63-71	.887	30	131	161	91	70-0	31	45	13	425	106.3	123



# WASHINGTON WIZARDS

601 F Street, NW • Washington, D.C. 20004  
(202) 661-5000 • www.washingtonwizards.com



Majority Owner ..... Ted Leonsis  
President ..... Ernie Grunfeld  
Head Coach ..... Scott Brooks  
Assistant Coaches Tony Brown, Sidney Lowe, Chad Iske, Mike Terpstra, Maz Trakh  
Assistant Coach/Player Development ..... David Adkins  
Athletic Trainer ..... Corey Bennett  
Director of Athletic Performance/Strength and Conditioning . . . Navin Hettiarachchi  
Performance Director ..... Jesse Phillips  
Communications . . . . . Scott Hall, Patrick Rees, DeAndre Phillips  
Home Court ..... Verizon Center (20,356, built in 1997)  
Radio ..... Dave Johnson, Glen Consor  
Television . . . . . Comcast SportsNet: Steve Buchhantz, Phil Chenier, Chris Miller



Scott Brooks

## 2016-17 SCHEDULE VS. WIZARDS

11/26 Saturday 6:00 p.m. at Washington  
12/2 Wednesday 7:30 p.m. in San Antonio

## 2015-16 RESULTS VS. WIZARDS

11/4 102-99 Wizards at Washington  
12/16 114-95 Spurs in San Antonio

## ALL-TIME RESULTS

76-77:	Tied 2-2	97-98:	Tied 1-1
77-78:	Tied 2-2	98-99:	DNP
78-79:	WAS 3-1	99-00:	Tied 1-1
79-80:	SA 4-2	00-01:	SA 2-0
80-81:	Tied 1-1	01-02:	SA 2-0
81-82:	Tied 1-1	02-03:	Tied 1-1
82-83:	SA 2-0	03-04:	SA 2-0
83-84:	Tied 1-1	04-05:	Tied 1-1
84-85:	WAS 2-0	05-06:	Tied 1-1
85-86:	SA 2-0	06-07:	SA 2-0
86-87:	WAS 2-0	07-08:	SA 2-0
87-88:	WAS 2-0	08-09:	SA 2-0
88-89:	Tied 1-1	09-10:	SA 2-0
89-90:	SA 2-0	10-11:	SA 2-0
90-91:	SA 2-0	11-12:	SA 1-0
91-92:	WAS 2-0	12-13:	SA 2-0
92-93:	Tied 1-1	13-14:	SA 2-0
93-94:	SA 2-0	14-15:	Tied 1-1
94-95:	SA 2-0	15-16:	Tied 1-1
95-96:	Tied 1-1	<b>TOTALS:</b>	<b>SA 55-32</b>
96-97:	WAS 2-0		

## SPURS-WIZARDS SERIES NOTES

**OVERALL RECORD:** 55-32 **HOME:** 34-10 **ROAD:** 21-22 **OT:** 2-1  
**CURRENT STREAK:** Won 1 **HOME:** W 15 **ROAD:** L 2  
**SPURS BIGGEST WIN:** 31 2X, latest 98-67 on 2/21/09 at Washington  
**SPURS BIGGEST LOSS:** 25, 133-108 on 2/11/87 in San Antonio  
**SPURS LAST WIN AT HOME:** 114-95 on 12/16/15  
**SPURS LAST LOSS AT HOME:** 99-89 on 12/11/99  
**SPURS LAST WIN ON THE ROAD:** 125-118 (2OT) on 2/5/14  
**SPURS LAST LOSS ON THE ROAD:** 102-99 on 11/4/15

## DID YOU KNOW?

The Spurs and Bullets met in the Eastern Conference Finals in 1979 ... the Spurs led the series 3-1 but the Bullets won the next three games and advanced to the 1979 NBA Finals ... George Gervin has San Antonio's top playoff scoring performance against Washington with 46 points on 4/18/78... Washington's Elvin Hayes owns the Spurs opponent playoff record for rebounds with 23 on 5/9/79... Wizards center Ian Mahinmi was originally drafted by the Spurs with the 28th overall pick in the 2005 NBA Draft ... he spent three seasons with the Silver and Black (2007-10) averaging 3.8 points and 1.8 rebounds in 32 contests.

## 2015-16 SEASON SERIES (1-1) SAN ANTONIO SPURS VS. WASHINGTON

PLAYER	G-GS	MIN	FG-FGA	PCT	3FG-FGA	PCT	FT-FTA	PCT	OFF DEF TOT	AST	PF-DO	STL	TO	BLK	PTS	AVG	HL
LEONARD	2-2	73	19-37	.514	5-11	.455	7-8	.875	3 9 12	4	6-0	5	2	0	50	25.0	27
PARKER	2-2	56	11-24	.458	1-3	.333	4-5	.800	2 4 6	14	3-0	2	6	1	27	13.5	17
ALDRIDGE	2-2	69	10-26	.385	0-0	---	4-4	1.000	5 16 21	2	6-0	2	5	0	24	12.0	14
GINOBIILI	2-0	40	8-14	.571	3-7	.429	4-4	1.000	0 5 5	10	3-0	2	3	0	23	11.5	12
GREEN	2-2	48	6-17	.353	4-13	.308	3-3	1.000	0 7 7	2	3-0	4	2	19	9.5	12	
DUNCAN	1-1	27	3-5	.600	0-0	---	2-2	1.000	2 9 11	5	4-0	4	0	8	8.0	8	
MILLS	2-0	40	6-12	.500	0-4	.000	3-3	1.000	0 1 1	2	4-0	1	2	0	15	7.5	11
MARJANOVIC	1-0	15	2-4	.500	0-0	---	3-4	.750	2 4 6	0	1-0	1	2	7	7.0	7	
WEST	2-1	36	5-8	.625	0-0	---	1-2	.500	3 9 12	2	5-0	1	2	11	5.5	9	
ANDERSON	2-0	21	3-5	.600	0-1	.000	4-6	.667	0 2 2	2	3-0	1	2	10	5.0	6	
DIAW	2-0	37	3-6	.500	0-2	.000	1-2	.500	0 6 6	4	1-0	1	1	1	7	3.5	6
BONNER	1-0	2	1-1	1.000	1-1	1.000	0-0	---	0 1 1	0	1-0	0	0	0	3	3.0	3
BUTLER	2-0	12	3-4	.750	0-1	.000	0-0	---	0 2 2	2	0-0	1	0	2	6	3.0	6
SIMMONS	1-0	4	1-1	1.000	1-1	1.000	0-0	---	0 0 0	1	2-0	1	0	3	3.0	3	
SPURS	2	480	81-164	.494	15-44	.341	36-43	.837	17 75 92	50	42-0	15	34	12	213	106.5	114
WIZARDS	2	480	77-171	.450	11-38	.289	32-39	.821	14 57 71	49	37-0	17	22	7	197	98.5	102

## 2015-16 SEASON SERIES (1-1) WASHINGTON WIZARDS VS. SAN ANTONIO

PLAYER	G-GS	MIN	FG-FGA	PCT	3FG-FGA	PCT	FT-FTA	PCT	OFF DEF TOT	AST	PF-DO	STL	TO	BLK	PTS	AVG	HL
BEAL	1-1	36	11-22	.500	3-8	.375	0-0	---	2 3 5	4	3-0	3	1	0	25	25.0	25
WALL	2-2	73	12-34	.353	2-8	.250	11-13	.846	1 6 7	24	4-0	5	6	1	37	18.5	20
OUBRE	1-0	25	6-15	.400	2-7	.286	4-4	1.000	2 1 3	0	3-0	0	0	0	18	18.0	18
GORTAT	2-2	68	13-24	.542	0-0	---	4-4	1.000	2 16 18	3	3-0	1	4	4	30	15.0	20
PORTER	2-2	60	9-16	.563	1-3	.333	2-2	1.000	1 3 4	3	3-0	3	1	1	21	10.5	19
NEAL	2-1	38	7-16	.438	1-1	1.000	2-2	1.000	1 2 3	2	4-0	0	0	0	17	8.5	9
HUMPHRIES	2-2	51	7-15	.467	1-6	.167	0-0	---	3 12 15	1	4-0	0	2	0	15	7.5	8
SESSIONS	2-0	41	4-11	.364	1-1	1.000	6-7	.857	0 4 4	7	1-0	3	3	0	15	7.5	10
HILARIO	1-0	20	3-5	.600	0-0	---	0-3	.000	0 3 3	2	4-0	0	2	0	6	6.0	6
BLAIR	1-0	8	1-3	.333	0-0	---	2-2	1.000	1 1 2	0	4-0	0	2	0	4	4.0	4
DUDLEY	2-0	36	3-4	.750	0-1	.000	0-0	---	0 4 4	1	2-0	1	1	0	6	3.0	4
TEMPLE	2-0	14	1-2	.500	0-1	.000	1-2	.500	0 0 0	2	1-0	0	0	1	3	1.5	3
GOODEN	1-0	8	0-4	.000	0-2	.000	0-0	---	1 2 3	0	1-0	1	0	0	0	0.0	0
WIZARDS	2	480	77-171	.450	11-38	.289	32-39	.821	14 57 71	49	37-0	17	22	7	197	98.5	102
SPURS	2	480	81-164	.494	15-44	.341	36-43	.837	17 75 92	50	42-0	15	34	12	213	106.5	114

# MEDIA/PR CONTACTS

## SPURS PR CONTACTS

### Tom James

Senior Director of Basketball Communications  
Office: 210-444-5730 Cell: 210-823-8921  
tjames@attcenter.com

### Kris Davis

Basketball Communications Manager  
Office: 210-444-5731 Cell: 210-849-7069  
kdavis@attcenter.com

### Jordan Howenstine

Basketball Communications Coordinator  
Office: 210-444-5733 Cell: 517-648-7752  
jhowenstine@attcenter.com

### Carlos Manzanillo

Corporate Communications Manager  
Office: 210-444-5604 Cell: 858-344-8620  
cmanzanillo@attcenter.com

### Meredith Collier

Corporate Communications Coordinator  
Office: 210-444-5608 Cell: 979-777-6112  
mcollier@attcenter.com

### Shelby Willingham

Basketball Communications Assistant  
Office: 210-444-5732 Cell: 405-423-2656  
swillingham@attcenter.com

## NEWSPAPERS

### San Antonio Express-News

Main Number (210) 250-3000 Sports Line (210) 250-3358  
P.O. Box 2171, San Antonio, TX 78297  
Sports Editor: Jim Lefko  
Spurs Beat Writer: Jeff McDonald  
NBA Beat Writer: Mike Monroe  
Columnist: Buck Harvey  
Spurs Nation: Jabari Young, Tom Orsborn, Melissa Rohlin

### La Prensa

Main Number (210) 242-7900  
318 S. Flores, San Antonio, TX 78204  
Sports Writer: Jose Franco

## WIRE SERVICES

### Associated Press

Phone (210) 222-2713 P.O. Box 2171, San Antonio, TX 78297  
San Antonio Contact: Raul Flores

## RADIO

### WOAI (1200 AM)

Phone (210) 736-9700 6222 NW I-10, San Antonio, TX 78201  
Spurs Play-by-Play: Bill Schoening  
Program Director: Brian Gann  
Talent: Joe Pagliarulo, Charlie Parker

### THE TICKET (760 AM)

Phone (210) 736-9700 6222 NW I-10, San Antonio, TX 78201  
Talent: Mike Taylor

### ESPN RADIO (1250 AM)

Phone (210) 654-5100 4050 Eisenhower Rd., San Antonio, TX 78218  
Talent: Jason Minnix, Ari Temkin, Rob Thompson, David Chancellor

## TELEVISION

### KABB (FOX, Channel 29)

Phone (210) 442-6318 4335 NW Loop 410, San Antonio, TX 78229  
Sports Department: Chuck Miketnac, Casey Keirnan, Hanah Trippett, Jack Greene

### KENS (CBS, Channel 5)

Phone (210) 377-8649 P.O. Box TV-5, San Antonio, TX 78229  
Sports Department: Joe Reinagel, Vinnie Venzetta, Marcus Floyd

### KSAT (ABC, Channel 12)

Phone (210) 351-1270 1408 N. St. Mary's, San Antonio, TX 78298  
Sports Department: Greg Simmons, Larry Ramirez, Mark Mendez, Mike Klein, Daniel Villanueva

### KVDA (Spanish, Channel 60)

Phone (210) 340-8860 6234 San Pedro, San Antonio, TX 78216  
Sports Department: Jonathan Solarte

### KWEX (Spanish, Channel 41)

Phone (210) 242-7444 12451 Network Blvd. Suite 140, San Antonio, TX 78249  
Sports Department: Alejandra Becerra

### WOAI (NBC, Channel 4)

Phone (210) 476-1025 4335 NW Loop 410, San Antonio, TX 78229  
Sports Department: Don Harris, David Chancellor, Casey Keirnan, Hanah Trippett

### SPECTRUM NEWS

Phone (210) 582-9440 403 Urban Loop San Antonio, TX 78207  
Sports: Jeff Platt





# SAN ANTONIO SPURS

## 16-17 SEASON SCHEDULE

HOME

AWAY

All games are listed in Central Time  
Dates, times, & broadcast schedule  
subject to change.

\* PRESEASON GAME  
\*\* MEXICO CITY GAME

	SUN	MON	TUE	WED	THU	FRI	SAT
OCTOBER	2	3 @ PHX* 9:00P	4	5	6	7	8 vs ATL* 7:30P
	9	10 @ DET* 6:30P	11	12 @ ORL* 6:00P	13	14 vs MIA* 7:30P	15
	16	17	18	19	20	21 vs HOU* 7:30P	22
	23	24	25 @ GSW 9:30P <small>(TM)</small>	26	27 @ SAC 9:30P <small>26</small>	28	29 vs NOP 7:00P <small>26</small>
	30 @ MIA 5:00P <small>26</small>	31					
NOVEMBER			1 vs UTA 7:30P <small>26</small>	2	3	4 @ UTA 8:00P <small>26</small>	5 vs LAC 7:30P <small>26</small>
	6	7	8	9 vs HOU 8:30P <small>26</small>	10	11 vs DET 7:30P <small>26</small>	12 @ HOU 7:00P <small>26</small>
	13	14 vs MIA 7:30P <small>26</small>	15	16 @ SAC 9:30P <small>26</small>	17	18 @ LAL 9:30P <small>5</small>	19
	20	21 vs DAL 7:30P <small>26</small>	22	23 @ CHA 6:00P <small>26</small>	24	25 @ BOS 12:00P <small>26</small>	26 @ WAS 6:00P <small>26</small>
	27	28	29 vs ORL 7:30P <small>26</small>	30 @ DAL 7:30P <small>26</small>			
DECEMBER					1	2 vs WAS 7:30P <small>26</small>	3
	4	5 @ MIL 7:00P <small>26</small>	6 @ MIN 7:00P <small>26</small>	7	8 @ CHI 8:30P <small>(TM)</small>	9	10 vs BRK 7:30P <small>5</small>
	11	12	13	14 vs BOS 8:30P <small>26</small>	15 @ PHX 8:00P <small>35</small>	16	17
	18 vs NOP 6:00P <small>26</small>	19	20 @ HOU 7:00P <small>26</small>	21	22 @ LAC 9:30P <small>5</small>	23 @ POR 9:00P <small>26</small>	24
	25 vs CHI 4:00P <small>abc</small>	26	27	28 vs PHX 7:30P <small>26</small>	29	30 vs POR 7:30P <small>26</small>	31

	SUN	MON	TUE	WED	THU	FRI	SAT
JANUARY	1 @ ATL 5:00P 26	2	3 vs TOR 7:30P 26	4	5 @ DEN 9:30P 26	6	7 vs CHA 7:30P 26
	8	9	10 vs MIL 7:30P 26	11	12 vs LAL 7:30P 26	13	14 @ PHX*** 5:00P 26
	15	16	17 vs MIN 7:30P 26	18	19 vs DEN 7:30P 26	20	21 @ CLE 7:30P abc
	22	23 @ BKN 6:30P 26	24 @ TOR 6:00P 26	25	26	27 @ NOP 7:00P 26	28
	29 vs DAL 6:00P 26	30	31 vs OKC 7:30P 26				

FEBRUARY				1	2 vs PHI 7:30P 26	3	4 vs DEN 8:00P 26
	5	6 @ MEM 8:30P 26	7	8 @ PHI 6:00P 26	9	10 @ DET 6:30P 26	11
	12 @ NYK 2:30P abc	13 @ IND 7:00P tnt	14	15 @ ORL 6:00P 26	16	17	18
	19	20	21	22	23	24 @ LAC 9:30P 5	25
	26 @ LAL 2:30P 26	27	28				

MARCH				1 vs IND 7:30P 26	2	3 @ NOP 8:30P 5	4 vs MIN 8:00P 26
	5	6 vs HOU 7:30P 26	7	8 vs SAC 7:30P 26	9 @ OKC 7:00P tnt	10	11 vs GSW 7:30P abc
	12	13 vs ATL 7:00P tnt	14	15 vs POR 7:00P 35	16	17	18 @ MEM 8:00P 26
	19 vs SAC 6:00P 26	20	21 @ MIN 8:30P 26	22	23 vs MEM 7:30P 26	24	25 vs NYK 7:30P 26
	26	27 vs CLE 7:00P tnt	28	29 vs GSW 8:30P 5	30	31 @ OKC 8:30P 5	

APRIL							1
	2 vs UTA 2:30P abc	3	4 vs MEM 7:30P 26	5 vs LAL 7:30P 26	6	7 @ DAL 7:30P 5	8 vs LAC 7:30P abc
	9	10 @ POR 9:00P 26	11	12 @ UTA 9:30P 26	13	14	15

All games broadcast on **FOX Sports Southwest** are also available for streaming on **FOX Sports GO** via the **Official Spurs App** presented by BBVA Compass.

